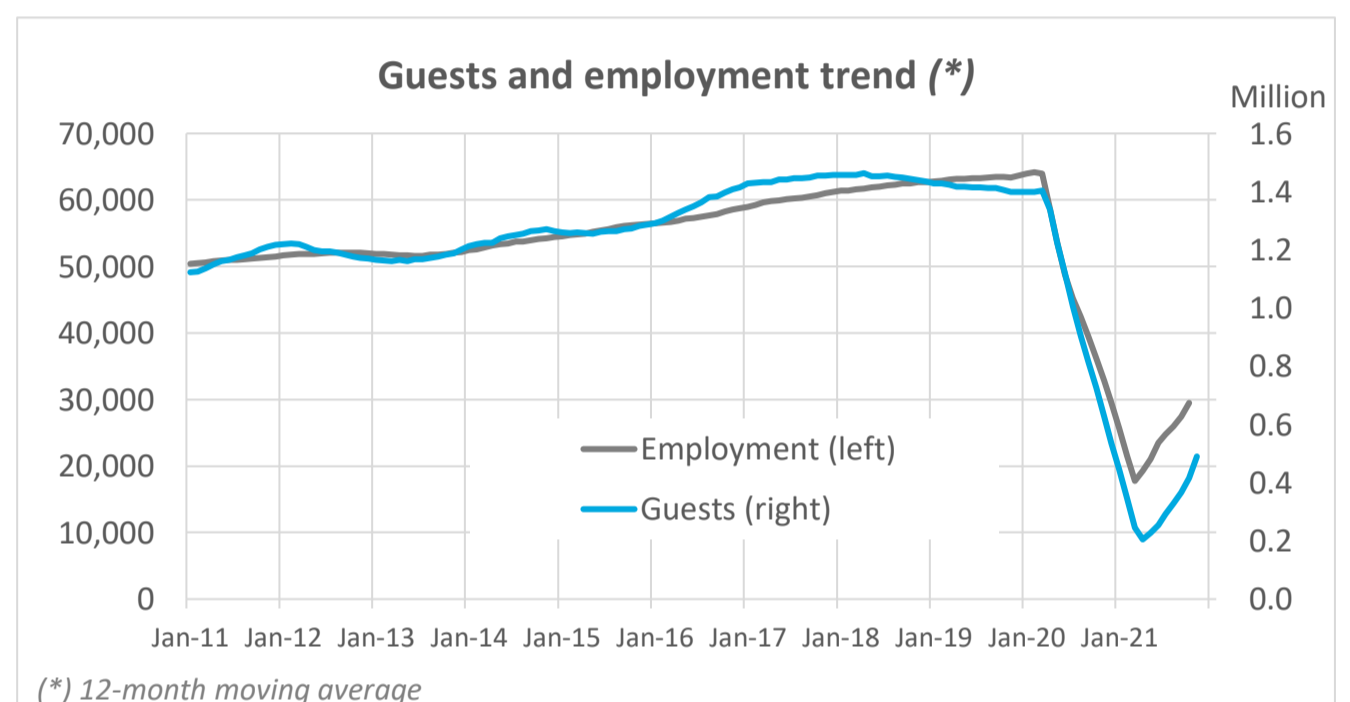
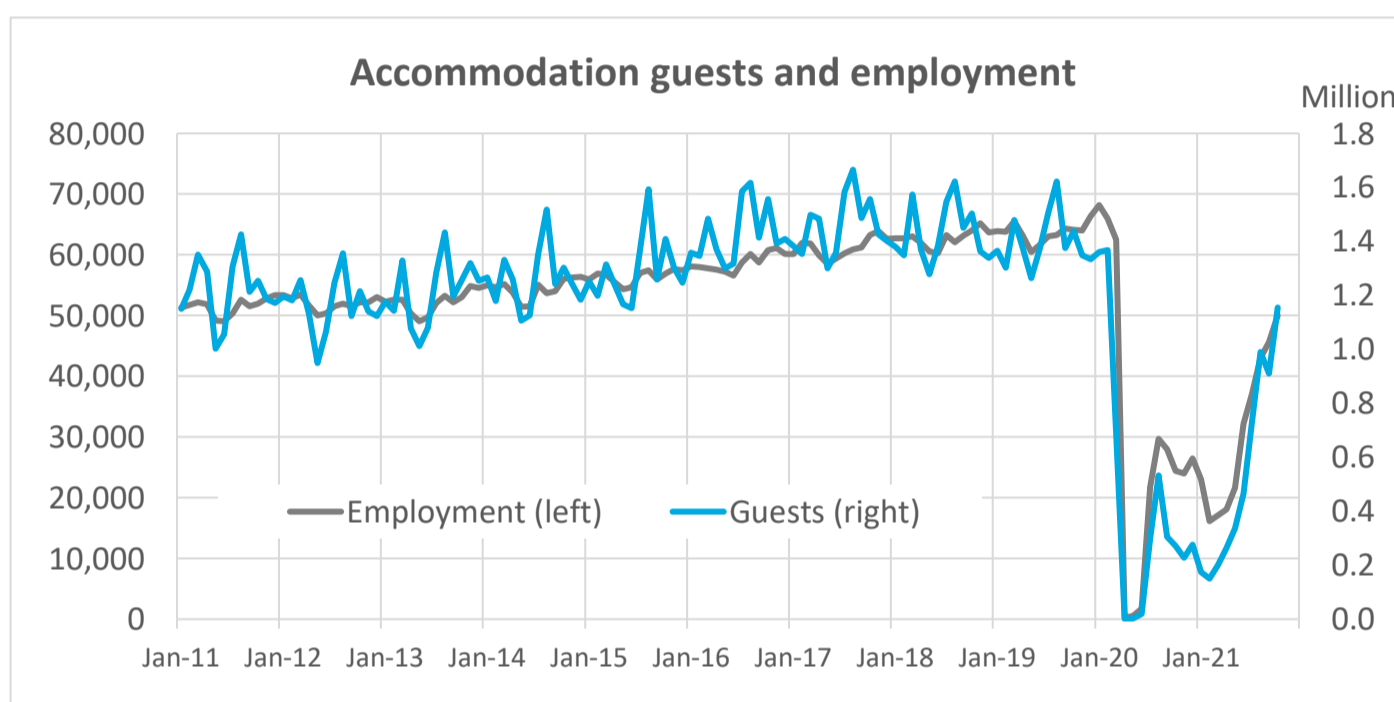


# Employment in tourist accommodation October 2021



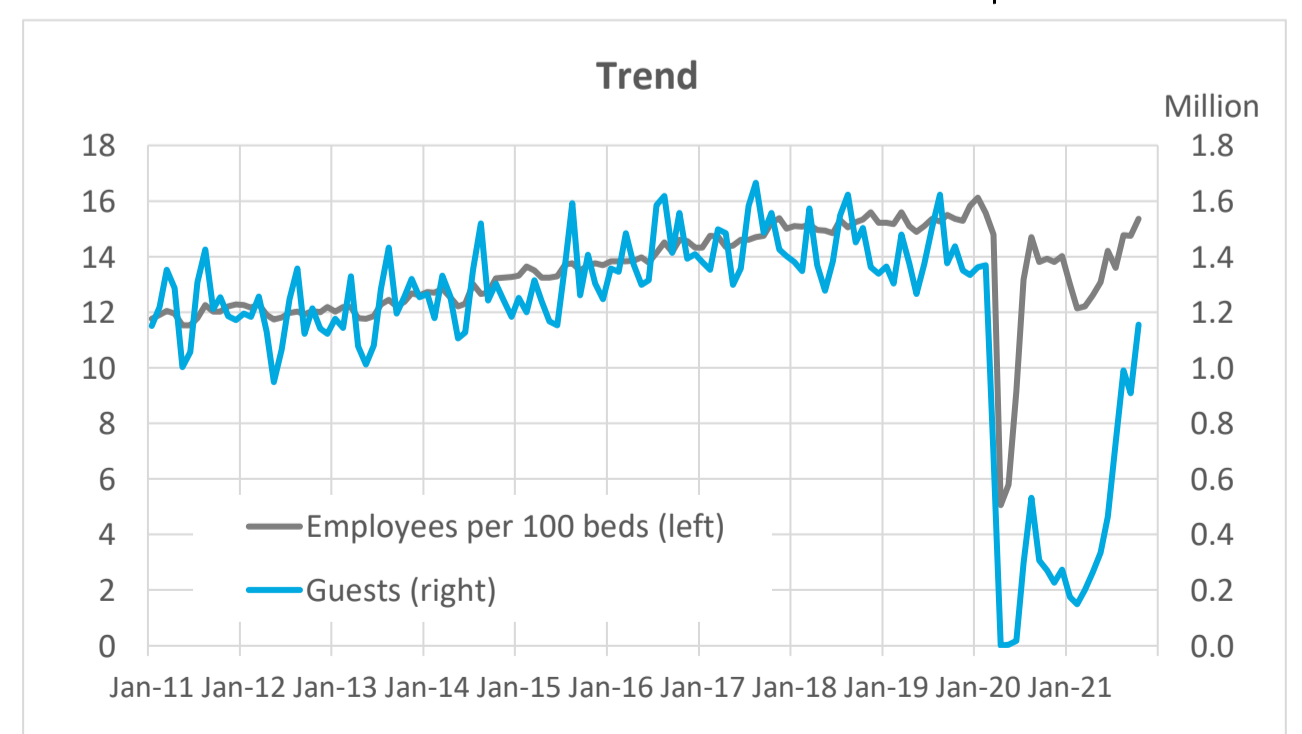
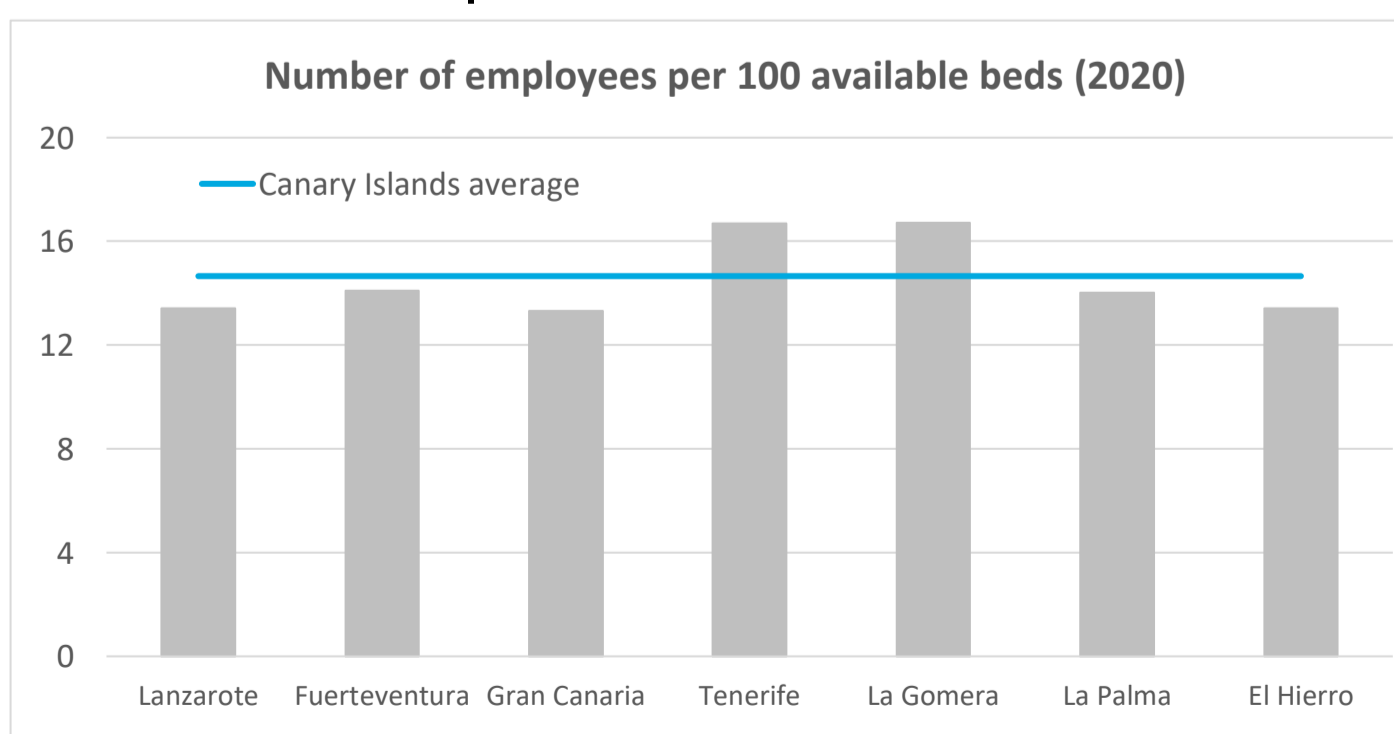
## Employment

	Lanzarote	Fuerteventura	Gran Canaria	Tenerife	La Gomera	La Palma	El Hierro	Canary Islands
<b>2016</b>	9,303	9,336	16,822	21,381	820	1,017	74	<b>58,754</b>
<b>2017</b>	9,777	9,670	17,289	22,314	872	1,178	80	<b>61,181</b>
<b>2018</b>	10,201	9,596	17,512	23,271	897	1,166	87	<b>62,731</b>
<b>2019</b>	10,282	9,511	18,137	23,550	892	1,178	100	<b>63,650</b>
<b>2020</b>	4,657	4,469	7,956	11,384	466	467	58	<b>29,457</b>
<b>September 2019</b>								
	10,665	9,470	17,874	23,903	896	1,200	78	<b>64,086</b>
<b>September 2021</b>								
	8,246	8,267	13,500	18,722	533	630	83	<b>49,981</b>
<b>Change</b>	<b>-2,419</b>	<b>-1,203</b>	<b>-4,374</b>	<b>-5,181</b>	<b>-363</b>	<b>-570</b>	<b>5</b>	<b>-14,105</b>
<b>Change (%)</b>	<b>-22.7%</b>	<b>-12.7%</b>	<b>-24.5%</b>	<b>-21.7%</b>	<b>-40.5%</b>	<b>-47.5%</b>	<b>6.4%</b>	<b>-22.0%</b>



## Indicator of number of employees per 100 available beds

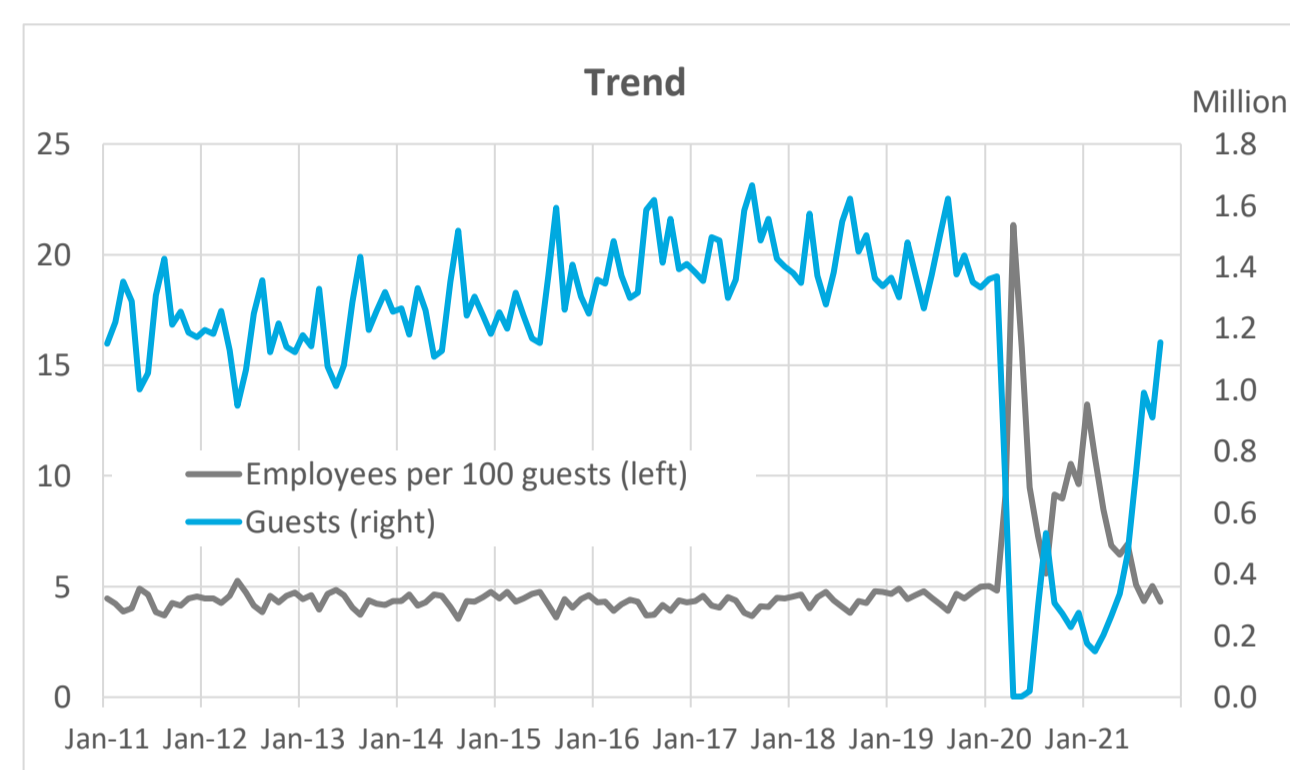
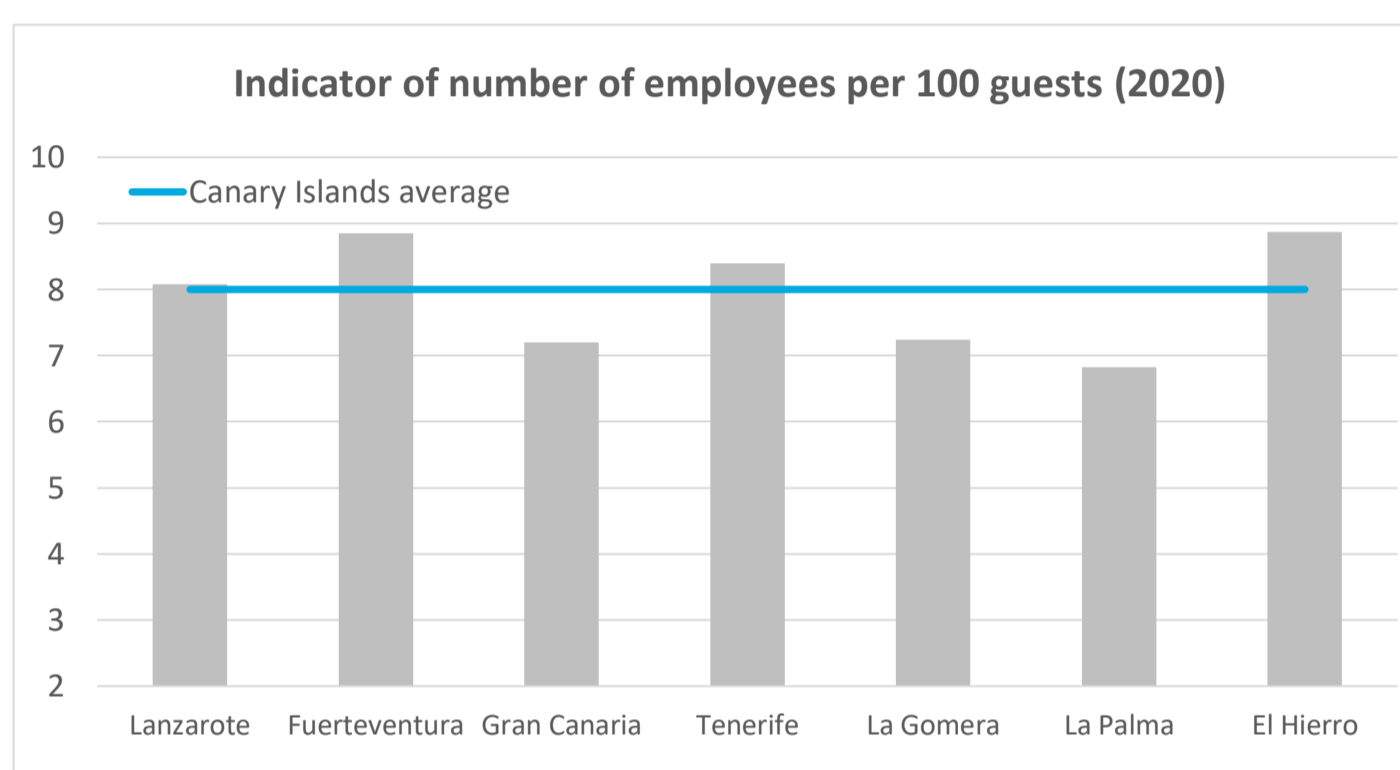
	Lanzarote	Fuerteventura	Gran Canaria	Tenerife	La Gomera	La Palma	El Hierro	Canary Islands
<b>2016</b>	12.9	14.9	12.9	15.6	16.0	13.0	9.1	<b>14.1</b>
<b>2017</b>	13.5	15.5	13.2	16.4	17.1	14.9	9.9	<b>14.7</b>
<b>2018</b>	14.2	15.7	13.5	17.0	17.7	15.1	11.2	<b>15.2</b>
<b>2019</b>	14.5	15.0	14.0	17.1	17.5	14.7	12.9	<b>15.3</b>
<b>2020</b>	13.4	14.1	13.3	16.7	16.7	14.0	13.4	<b>14.7</b>
<b>September 2019</b>								
	15.0	14.8	13.7	17.3	17.7	14.9	10.2	<b>15.4</b>
<b>September 2021</b>								
	14.3	15.3	14.9	16.4	16.5	12.8	12.2	<b>15.4</b>
<b>Change</b>	<b>-0.7</b>	<b>0.4</b>	<b>1.2</b>	<b>-0.9</b>	<b>-1.2</b>	<b>-2.2</b>	<b>2.0</b>	<b>0.0</b>



# Employment in tourist accommodation October 2021

## Indicator of number of employees per 100 accommodation guests

	Lanzarote	Fuerteventura	Gran Canaria	Tenerife	La Gomera	La Palma	El Hierro	Canary Islands
2016	4.4	5.4	5.1	5.2	5.6	4.4	4.3	5.0
2017	4.4	5.5	5.1	5.3	5.8	4.6	4.2	5.1
2018	4.8	5.7	5.2	5.5	5.5	4.9	5.2	5.3
2019	4.9	6.2	5.4	5.6	5.7	5.4	5.1	5.5
2020	8.1	8.9	7.2	8.4	7.2	6.8	8.9	8.0
September 2019	4.0	4.8	4.3	4.7	5.2	5.0	3.7	4.5
September 2021	4.0	4.4	4.3	4.5	4.3	3.8	5.2	4.3
Change	0.04	-0.42	-0.01	-0.15	-0.91	-1.19	1.54	-0.13



## Indicator of number of employees per €120,000 annual income in tourist accommodation

	Lanzarote	Fuerteventura	Gran Canaria	Tenerife	La Gomera	La Palma	El Hierro	Canary Islands
2016	1.9	1.8	1.7	1.8	3.0	3.6	4.3	1.8
2017	1.7	1.8	1.7	1.8	2.7	3.5	3.8	1.8
2018	1.8	1.8	1.8	1.9	2.9	3.6	4.0	1.9
2019	1.8	2.0	1.8	2.0	3.1	3.1	4.7	1.9
2020	2.8	2.8	2.3	2.8	3.5	3.4	4.0	2.6
September 2019	1.8	1.9	1.8	2.0	3.4	3.7	3.5	1.9
September 2021	1.5	1.6	1.4	1.7	2.3	4.1	2.7	1.6
Change	-0.24	-0.23	-0.33	-0.25	-1.12	0.37	-0.85	-0.28

