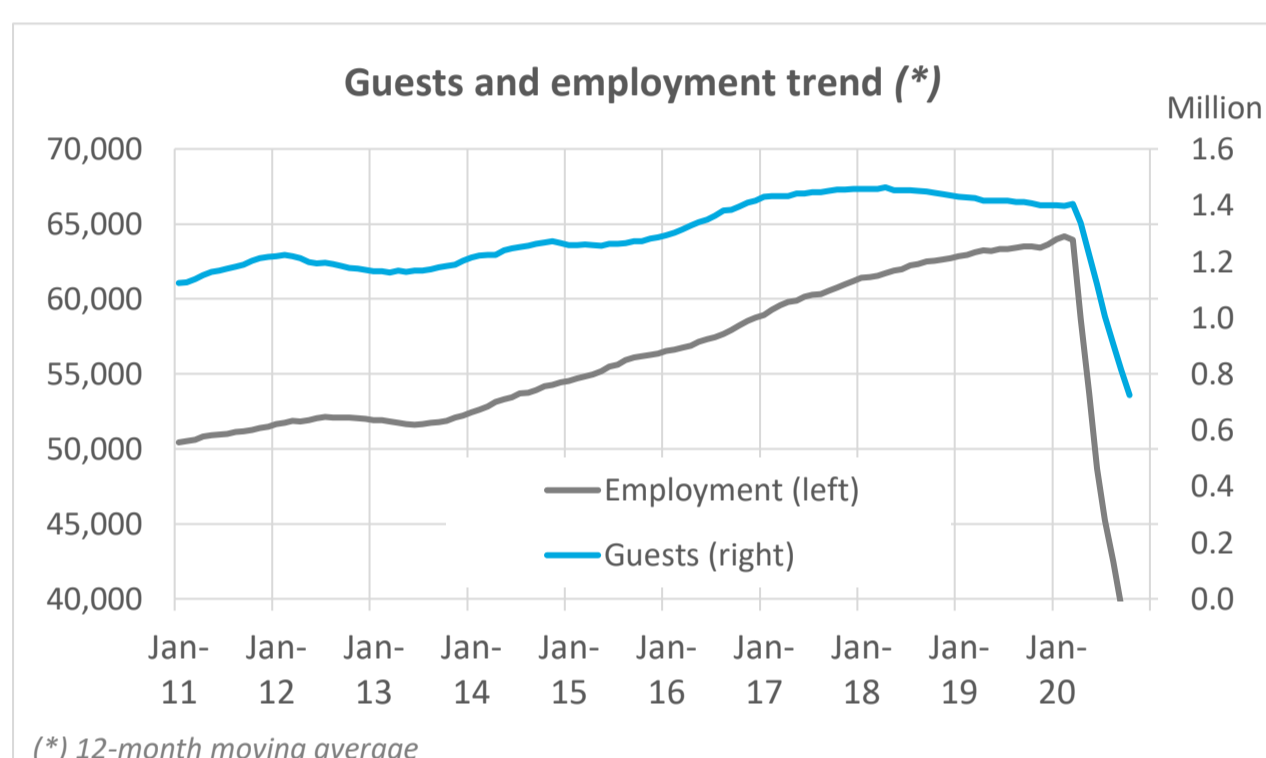
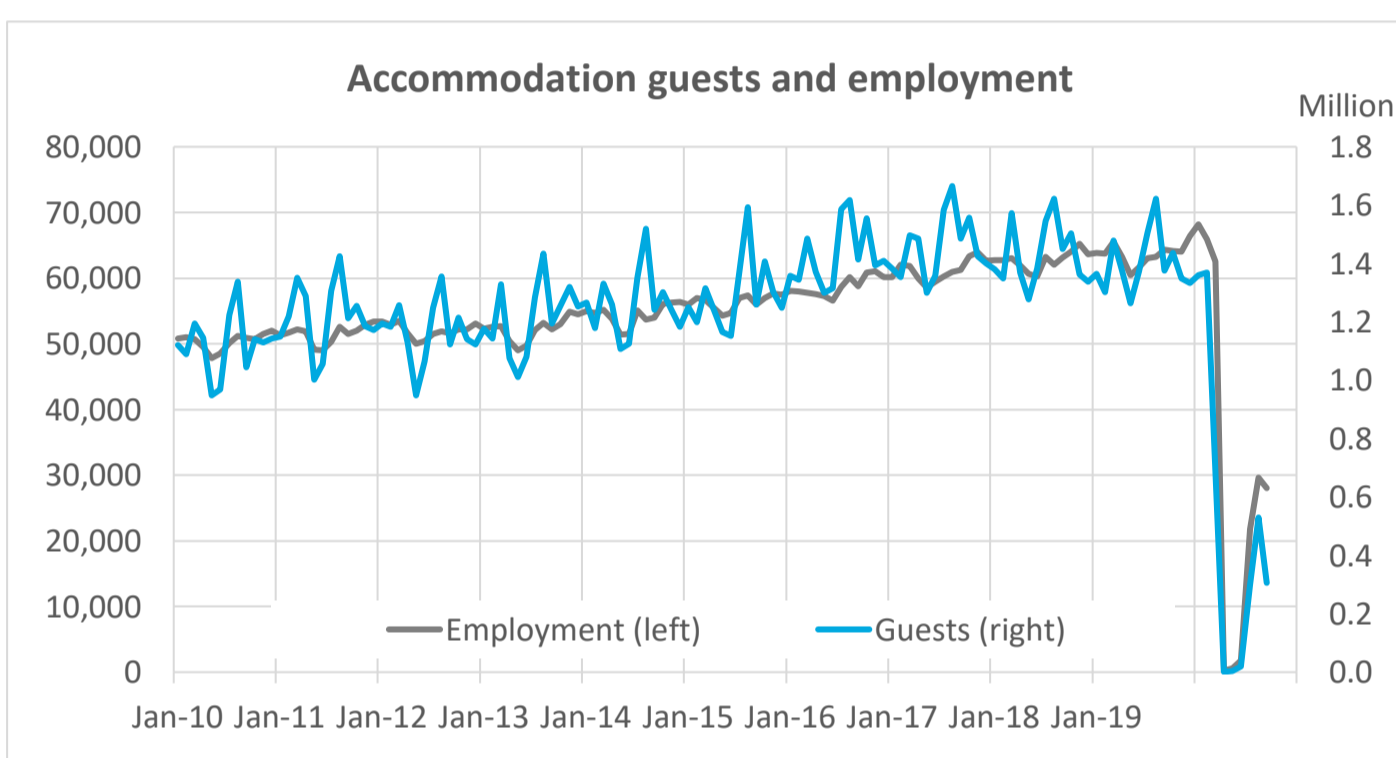


Employment in tourist accommodation September 2020

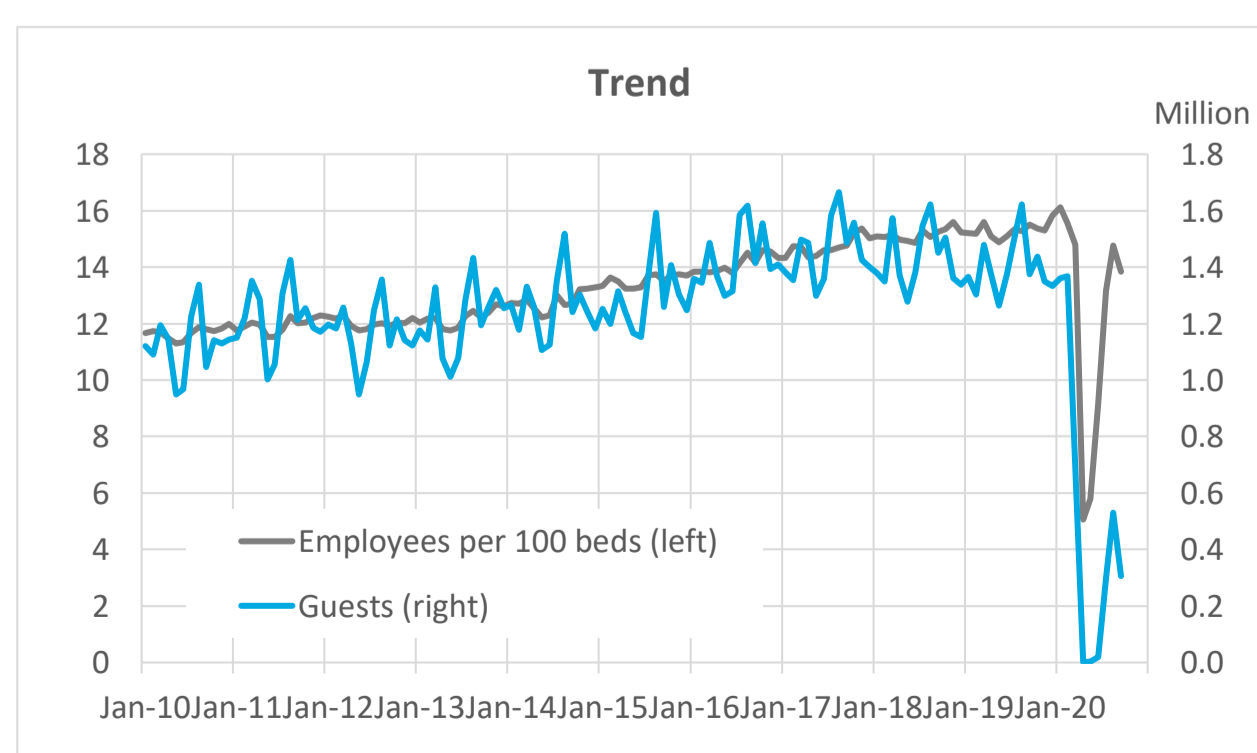
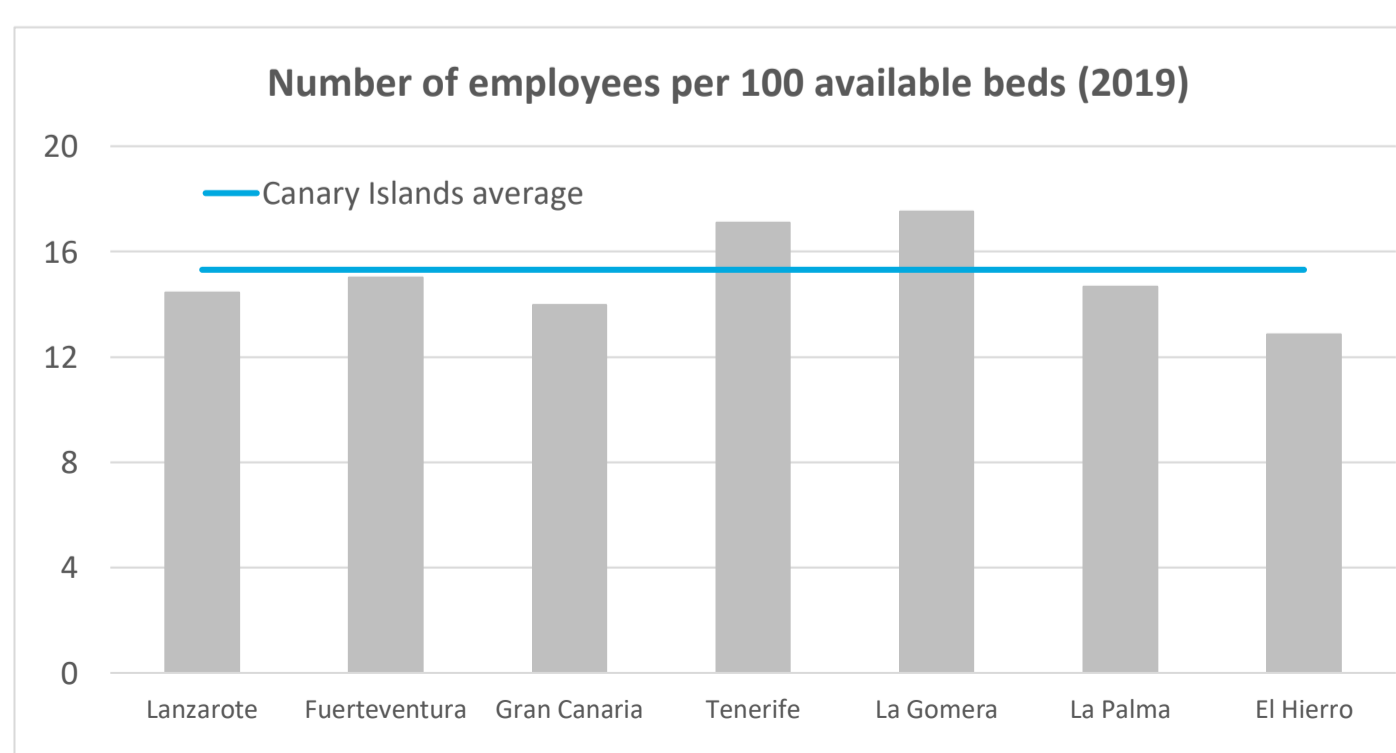
Employment

	Lanzarote	Fuerteventura	Gran Canaria	Tenerife	La Gomera	La Palma	El Hierro	Canary Islands
2015	8,780	8,810	16,263	20,734	827	890	69	56,373
2016	9,303	9,336	16,822	21,381	820	1,017	74	58,754
2017	9,777	9,670	17,289	22,314	872	1,178	80	61,181
2018	10,201	9,596	17,512	23,271	897	1,166	87	62,731
2019	10,282	9,511	18,137	23,550	892	1,178	100	63,650
September 2019	10,770	9,934	17,343	24,119	931	1,117	83	64,297
September 2020	4,632	4,728	6,570	11,178	476	377	61	28,022
Year over year var.	-6,138	-5,206	-10,773	-12,941	-455	-740	-22	-36,275
Year over year var. (%)	-57.0%	-52.4%	-62.1%	-53.7%	-48.9%	-66.2%	-26.5%	-56.4%




Indicator of number of employees per 100 available beds

	Lanzarote	Fuerteventura	Gran Canaria	Tenerife	La Gomera	La Palma	El Hierro	Canary Islands
2015	11.3	13.2	11.4	13.9	14.6	10.6	7.9	12.5
2016	12.9	14.9	12.9	15.6	16.0	13.0	9.1	14.1
2017	13.5	15.5	13.2	16.4	17.1	14.9	9.9	14.7
2018	14.2	15.7	13.5	17.0	17.7	15.1	11.2	15.2
2019	14.5	15.0	14.0	17.1	17.5	14.7	12.9	15.3
September 2019	15.0	15.6	13.6	17.5	18.4	13.9	10.9	15.5
September 2020	13.2	12.6	11.8	16.4	16.4	13.4	14.2	13.8
Year over year var. (p.p.)	-1.8	-3.0	-1.8	-1.1	-2.0	-0.5	3.3	-1.7

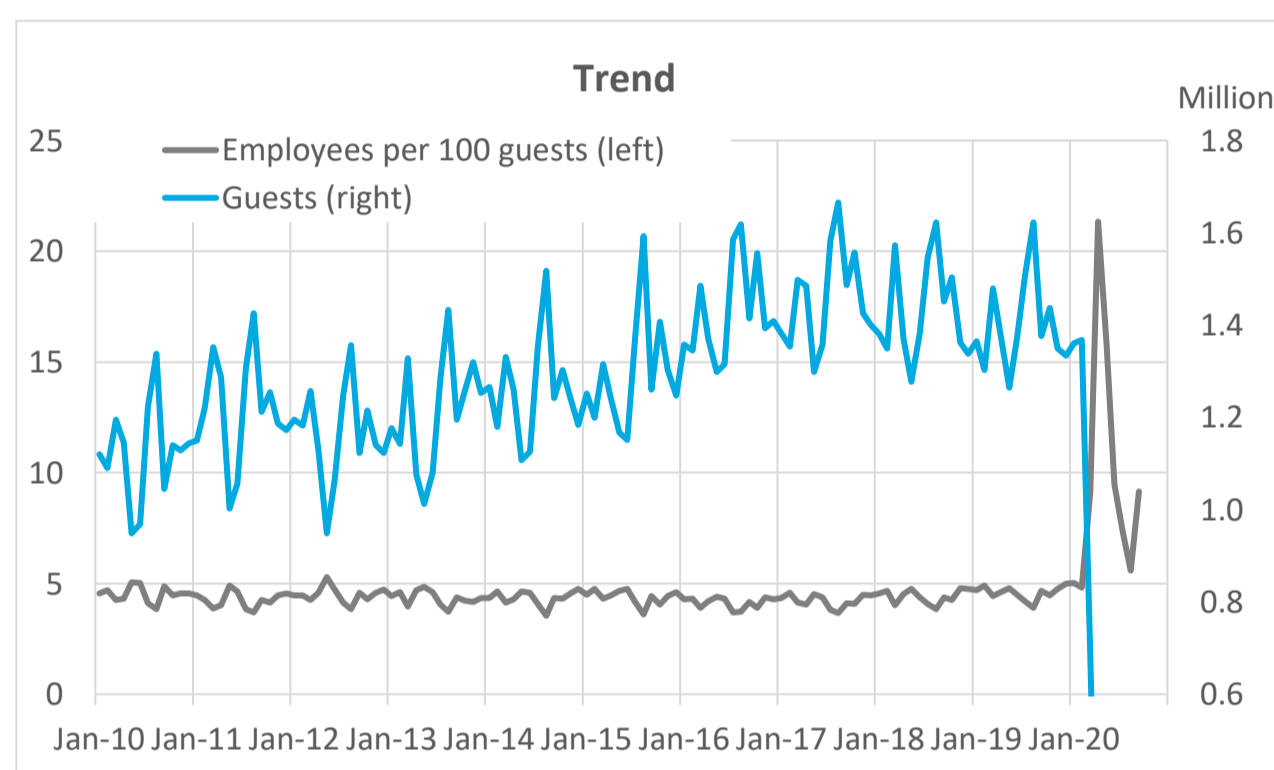
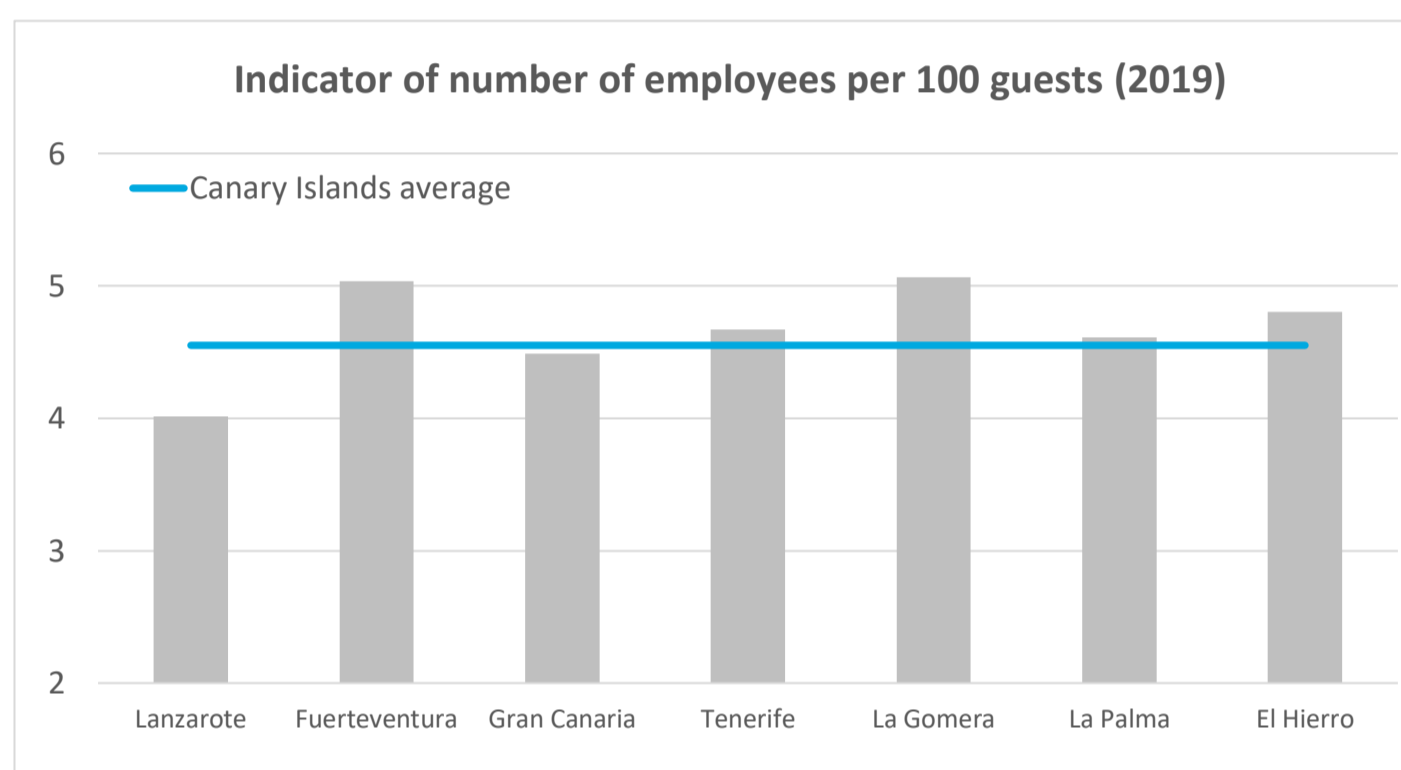


Employment in tourist accommodation September 2020



Indicator of number of employees per 100 accommodation guests

	Lanzarote	Fuerteventura	Gran Canaria	Tenerife	La Gomera	La Palma	El Hierro	Canary Islands
2015	3.8	4.4	4.5	4.6	5.1	3.9	4.8	4.4
2016	3.6	4.3	4.2	4.3	4.9	3.8	4.0	4.1
2017	3.6	4.5	4.2	4.4	5.1	3.9	3.8	4.2
2018	3.9	4.6	4.3	4.6	4.9	4.3	4.8	4.4
2019	4.0	5.0	4.5	4.7	5.1	4.6	4.8	4.6
September 2019	4.2	5.0	4.5	4.9	5.3	4.5	2.6	4.7
September 2020	11.1	11.0	8.0	8.9	5.7	5.8	11.1	9.1
Year over year var. (p.p.)	6.90	6.01	3.59	3.99	0.44	1.26	8.57	4.47



Indicator of number of employees per €120,000 annual income in tourist accommodation

	Lanzarote	Fuerteventura	Gran Canaria	Tenerife	La Gomera	La Palma	El Hierro	Canary Islands
2015	2.0	2.0	1.9	2.1	4.9	4.0	4.4	2.0
2016	1.9	1.8	1.7	1.8	3.0	3.6	4.3	1.8
2017	1.7	1.8	1.7	1.8	2.7	3.5	3.8	1.8
2018	1.8	1.8	1.8	1.9	2.9	3.6	4.0	1.9
2019	1.8	2.0	1.8	2.0	3.1	3.1	4.7	1.9
September 2019	1.7	1.9	2.1	2.1	3.8	3.2	3.0	2.0
September 2020	6.3	5.2	5.4	5.3	5.5	4.1	3.4	5.4
Year over year var. (p.p.)	4.56	3.29	3.27	3.11	1.65	0.89	0.42	3.36

