


Tourist arrivals in the Canary Islands by country of residence

April 2017



| CANARY ISLANDS | | | | | | | | | | | | | | | | | |
|----------------|----------------|---------|---------|--------|-------------|---------|--------|-------------|---------|---------|--------|--------|---------|--------|---------------|----------|-----------|
| | United Kingdom | Germany | Belgium | France | Netherlands | Ireland | Italy | Switzerland | Denmark | Finland | Norway | Sweden | Nordics | Others | International | Mainland | TOTAL |
| 2016 | 394,264 | 246,125 | 33,244 | 80,111 | 54,222 | 36,236 | 35,971 | 27,296 | 20,772 | 13,831 | 18,999 | 33,697 | 87,299 | 72,906 | 1,067,674 | 122,069 | 1,189,743 |
| 2017 | 465,636 | 284,300 | 38,405 | 81,094 | 53,063 | 40,694 | 49,429 | 34,256 | 25,427 | 19,749 | 33,238 | 47,747 | 126,161 | 83,145 | 1,256,183 | 145,776 | 1,401,958 |
| Change | 71,372 | 38,175 | 5,161 | 983 | -1,159 | 4,458 | 13,458 | 6,960 | 4,655 | 5,918 | 14,239 | 14,050 | 38,862 | 10,239 | 188,509 | 23,707 | 212,215 |
| Change, % | 18.1% | 15.5% | 15.5% | 1.2% | -2.1% | 12.3% | 37.4% | 25.5% | 22.4% | 42.8% | 74.9% | 41.7% | 44.5% | 14.0% | 17.7% | 19.4% | 17.8% |

| LANZAROTE | | | | | | | | | | | | | | | | | |
|-----------|----------------|---------|---------|--------|-------------|---------|-------|-------------|---------|---------|--------|--------|---------|--------|---------------|----------|---------|
| | United Kingdom | Germany | Belgium | France | Netherlands | Ireland | Italy | Switzerland | Denmark | Finland | Norway | Sweden | Nordics | Others | International | Mainland | TOTAL |
| 2016 | 100,947 | 37,390 | 2,672 | 24,064 | 9,654 | 17,702 | 3,541 | n.d. | n.d. | n.d. | n.d. | n.d. | 7,479 | n.d. | 213,756 | 18,794 | 232,550 |
| 2017 | 129,227 | 54,886 | 4,623 | 22,438 | 8,746 | 21,998 | 6,907 | n.d. | n.d. | n.d. | n.d. | n.d. | 8,865 | n.d. | 272,818 | 20,134 | 292,952 |
| Change | 28,280 | 17,496 | 1,951 | -1,626 | -908 | 4,296 | 3,366 | -- | -- | -- | -- | -- | 1,386 | -- | 59,062 | 1,340 | 60,402 |
| Change, % | 28.0% | 46.8% | 73.0% | -6.8% | -9.4% | 24.3% | 95.1% | -- | -- | -- | -- | -- | 18.5% | -- | 27.6% | 7.1% | 26.0% |

| FUERTEVENTURA | | | | | | | | | | | | | | | | | |
|---------------|----------------|---------|---------|--------|-------------|---------|--------|-------------|---------|---------|--------|--------|---------|--------|---------------|----------|---------|
| | United Kingdom | Germany | Belgium | France | Netherlands | Ireland | Italy | Switzerland | Denmark | Finland | Norway | Sweden | Nordics | Others | International | Mainland | TOTAL |
| 2016 | 44,122 | 84,058 | 1,404 | 15,586 | 5,925 | 2,544 | 8,845 | n.d. | n.d. | n.d. | n.d. | n.d. | 5,058 | n.d. | 180,491 | 8,693 | 189,184 |
| 2017 | 51,109 | 97,249 | 1,972 | 17,224 | 6,750 | 2,929 | 11,083 | n.d. | n.d. | n.d. | n.d. | n.d. | 8,865 | n.d. | 214,650 | 13,423 | 228,073 |
| Change | 6,987 | 13,191 | 568 | 1,638 | 825 | 385 | 2,238 | -- | -- | -- | -- | -- | 3,807 | -- | 34,159 | 4,730 | 38,889 |
| Change, % | 15.8% | 15.7% | 40.5% | 10.5% | 13.9% | 15.1% | 25.3% | -- | -- | -- | -- | -- | 75.3% | -- | 18.9% | 54.4% | 20.6% |

| GRAN CANARIA | | | | | | | | | | | | | | | | | |
|--------------|----------------|---------|---------|--------|-------------|---------|-------|-------------|---------|---------|--------|--------|---------|--------|---------------|----------|---------|
| | United Kingdom | Germany | Belgium | France | Netherlands | Ireland | Italy | Switzerland | Denmark | Finland | Norway | Sweden | Nordics | Others | International | Mainland | TOTAL |
| 2016 | 58,256 | 77,902 | 9,337 | 14,026 | 19,573 | 5,465 | 7,017 | n.d. | n.d. | n.d. | n.d. | n.d. | 49,090 | n.d. | 268,352 | 43,377 | 311,729 |
| 2017 | 77,849 | 104,966 | 11,004 | 15,228 | 20,768 | 6,243 | 9,383 | n.d. | n.d. | n.d. | n.d. | n.d. | 73,732 | n.d. | 353,920 | 42,062 | 395,982 |
| Change | 19,593 | 27,064 | 1,667 | 1,202 | 1,195 | 778 | 2,366 | -- | -- | -- | -- | -- | 24,642 | -- | 85,568 | -1,315 | 84,253 |
| Change, % | 33.6% | 34.7% | 17.9% | 8.6% | 6.1% | 14.2% | 33.7% | -- | -- | -- | -- | -- | 50.2% | -- | 31.9% | -3.0% | 27.0% |

| TENERIFE | | | | | | | | | | | | | | | | | |
|-----------|----------------|---------|---------|--------|-------------|---------|--------|-------------|---------|---------|--------|--------|---------|--------|---------------|----------|---------|
| | United Kingdom | Germany | Belgium | France | Netherlands | Ireland | Italy | Switzerland | Denmark | Finland | Norway | Sweden | Nordics | Others | International | Mainland | TOTAL |
| 2016 | 188,970 | 69,355 | 19,783 | 24,659 | 17,513 | 10,469 | 17,240 | n.d. | n.d. | n.d. | n.d. | n.d. | 25,769 | n.d. | 425,340 | 52,233 | 477,573 |
| 2017 | 209,686 | 88,268 | 20,292 | 26,673 | 15,975 | 9,656 | 22,148 | n.d. | n.d. | n.d. | n.d. | n.d. | 32,666 | n.d. | 482,318 | 72,524 | 554,842 |
| Change | 20,716 | 18,913 | 509 | 2,014 | -1,538 | -813 | 4,908 | -- | -- | -- | -- | -- | 6,897 | -- | 56,978 | 20,291 | 77,269 |
| Change, % | 11.0% | 27.3% | 2.6% | 8.2% | -8.8% | -7.8% | 28.5% | -- | -- | -- | -- | -- | 26.8% | -- | 13.4% | 38.8% | 16.2% |


| LA PALMA | | | | | | | | | | | | | | | | | |
|-----------|----------------|---------|---------|--------|-------------|---------|-------|-------------|---------|---------|--------|--------|---------|--------|---------------|----------|--------|
| | United Kingdom | Germany | Belgium | France | Netherlands | Ireland | Italy | Switzerland | Denmark | Finland | Norway | Sweden | Nordics | Others | International | Mainland | TOTAL |
| 2016 | 2,859 | 11,720 | 499 | 2,114 | 1,641 | 9 | 0 | n.d. | n.d. | n.d. | n.d. | n.d. | 405 | 1,857 | 21,105 | 4,509 | 25,613 |
| 2017 | 7,270 | 11,947 | 722 | 2,241 | 1,781 | 9 | 299 | n.d. | n.d. | n.d. | n.d. | n.d. | 1,864 | 1,918 | 28,051 | 4,078 | 32,130 |
| Change | 4,411 | 227 | 223 | 127 | 140 | 0 | 299 | -- | -- | -- | -- | -- | 1,459 | -- | 6,946 | -431 | 6,517 |
| Change, % | 154.3% | 1.9% | 44.7% | 6.0% | 8.5% | 0.0% | -- | -- | -- | -- | -- | -- | 360.2% | -- | 32.9% | -9.6% | 25.4% |

Source: Frontur (ISTAC). Tourist arrivals by air. Note 1: on the result of the estimated Canary Islands total arrivals, tourists from La Gomera and El Hierro are included.

Note 2: The sum of the islands may not coincide with the result of the Canary Islands, since there are tourists visiting more than one island on their trip.

Tourist arrivals in the Canary Islands by country of residence

January - April 2017




| CANARY ISLANDS | | | | | | | | | | | | | | | | | |
|----------------|----------------|-----------|---------|---------|-------------|---------|---------|-------------|---------|---------|---------|---------|---------|---------|---------------|----------|-----------|
| | United Kingdom | Germany | Belgium | France | Netherlands | Ireland | Italy | Switzerland | Denmark | Finland | Norway | Sweden | Nordics | Others | International | Mainland | TOTAL |
| 2016 | 1,474,637 | 1,041,695 | 123,567 | 216,255 | 195,804 | 141,843 | 143,823 | 84,123 | 167,464 | 134,057 | 205,392 | 297,081 | 803,994 | 293,214 | 4,518,958 | 440,302 | 4,959,260 |
| 2017 | 1,628,079 | 1,062,667 | 134,733 | 217,436 | 205,932 | 151,568 | 180,028 | 98,035 | 172,578 | 150,631 | 220,989 | 329,678 | 873,876 | 358,096 | 4,910,451 | 464,160 | 5,374,610 |
| Change | 153,442 | 20,972 | 11,166 | 1,181 | 10,128 | 9,725 | 36,205 | 13,912 | 5,114 | 16,574 | 15,597 | 32,597 | 69,882 | 64,882 | 391,493 | 23,858 | 415,350 |
| Change, % | 10.4% | 2.0% | 9.0% | 0.5% | 5.2% | 6.9% | 25.2% | 16.5% | 3.1% | 12.4% | 7.6% | 11.0% | 8.7% | 22.1% | 8.7% | 5.4% | 8.4% |
| LANZAROTE | | | | | | | | | | | | | | | | | |
| | United Kingdom | Germany | Belgium | France | Netherlands | Ireland | Italy | Switzerland | Denmark | Finland | Norway | Sweden | Nordics | Others | International | Mainland | TOTAL |
| 2016 | 412,403 | 158,731 | 12,841 | 62,815 | 33,059 | 69,235 | 12,999 | n.d. | n.d. | n.d. | n.d. | n.d. | 56,760 | n.d. | 858,608 | 73,922 | 932,529 |
| 2017 | 451,952 | 198,714 | 15,576 | 57,788 | 39,183 | 76,546 | 23,172 | n.d. | n.d. | n.d. | n.d. | n.d. | 59,431 | n.d. | 979,003 | 69,094 | 1,048,097 |
| Change | 39,549 | 39,983 | 2,735 | -5,027 | 6,124 | 7,311 | 10,173 | -- | -- | -- | -- | -- | 2,671 | -- | 120,395 | -4,828 | 115,568 |
| Change, % | 9.6% | 25.2% | 21.3% | -8.0% | 18.5% | 10.6% | 78.3% | -- | -- | -- | -- | -- | 4.7% | -- | 14.0% | -6.5% | 12.4% |
| FUERTEVENTURA | | | | | | | | | | | | | | | | | |
| | United Kingdom | Germany | Belgium | France | Netherlands | Ireland | Italy | Switzerland | Denmark | Finland | Norway | Sweden | Nordics | Others | International | Mainland | TOTAL |
| 2016 | 176,404 | 321,154 | 5,756 | 45,703 | 21,540 | 11,088 | 32,906 | n.d. | n.d. | n.d. | n.d. | n.d. | 56,002 | n.d. | 724,520 | 36,374 | 760,894 |
| 2017 | 183,264 | 367,930 | 5,476 | 44,280 | 27,072 | 12,101 | 37,436 | n.d. | n.d. | n.d. | n.d. | n.d. | 58,207 | n.d. | 796,970 | 38,721 | 835,692 |
| Change | 6,860 | 46,776 | -280 | -1,423 | 5,532 | 1,013 | 4,530 | -- | -- | -- | -- | -- | 2,205 | -- | 72,450 | 2,347 | 74,798 |
| Change, % | 3.9% | 14.6% | -4.9% | -3.1% | 25.7% | 9.1% | 13.8% | -- | -- | -- | -- | -- | 3.9% | -- | 10.0% | 6.5% | 9.8% |
| GRAN CANARIA | | | | | | | | | | | | | | | | | |
| | United Kingdom | Germany | Belgium | France | Netherlands | Ireland | Italy | Switzerland | Denmark | Finland | Norway | Sweden | Nordics | Others | International | Mainland | TOTAL |
| 2016 | 209,851 | 333,889 | 31,934 | 33,739 | 74,102 | 21,720 | 31,255 | n.d. | n.d. | n.d. | n.d. | n.d. | 449,741 | n.d. | 1,296,377 | 148,343 | 1,444,720 |
| 2017 | 256,180 | 377,740 | 34,027 | 38,195 | 74,745 | 24,895 | 39,896 | n.d. | n.d. | n.d. | n.d. | n.d. | 488,111 | n.d. | 1,467,052 | 147,000 | 1,614,051 |
| Change | 46,329 | 43,851 | 2,093 | 4,456 | 643 | 3,175 | 8,641 | -- | -- | -- | -- | -- | 38,370 | -- | 170,675 | -1,343 | 169,331 |
| Change, % | 22.1% | 13.1% | 6.6% | 13.2% | 0.9% | 14.6% | 27.6% | -- | -- | -- | -- | -- | 8.5% | -- | 13.2% | -0.9% | 11.7% |
| TENERIFE | | | | | | | | | | | | | | | | | |
| | United Kingdom | Germany | Belgium | France | Netherlands | Ireland | Italy | Switzerland | Denmark | Finland | Norway | Sweden | Nordics | Others | International | Mainland | TOTAL |
| 2016 | 696,781 | 309,048 | 70,628 | 71,409 | 60,031 | 39,381 | 72,858 | n.d. | n.d. | n.d. | n.d. | n.d. | 239,891 | n.d. | 1,746,748 | 185,498 | 1,932,248 |
| 2017 | 758,776 | 349,985 | 78,207 | 77,279 | 63,564 | 39,036 | 83,071 | n.d. | n.d. | n.d. | n.d. | n.d. | 256,719 | n.d. | 1,923,232 | 219,653 | 2,142,885 |
| Change | 61,995 | 40,937 | 7,579 | 5,870 | 3,533 | -345 | 10,213 | -- | -- | -- | -- | -- | 16,828 | -- | 176,484 | 34,155 | 210,637 |
| Change, % | 8.9% | 13.2% | 10.7% | 8.2% | 5.9% | -0.9% | 14.0% | -- | -- | -- | -- | -- | 7.0% | -- | 10.1% | 18.4% | 10.9% |
| LA PALMA | | | | | | | | | | | | | | | | | |
| | United Kingdom | Germany | Belgium | France | Netherlands | Ireland | Italy | Switzerland | Denmark | Finland | Norway | Sweden | Nordics | Others | International | Mainland | TOTAL |
| 2016 | 20,385 | 54,896 | 2,579 | 4,737 | 8,166 | 618 | 2,512 | n.d. | n.d. | n.d. | n.d. | n.d. | 3,631 | 9,013 | 106,538 | 17,719 | 124,257 |
| 2017 | 33,919 | 66,884 | 2,406 | 6,205 | 9,771 | 336 | 1,328 | n.d. | n.d. | n.d. | n.d. | n.d. | 17,469 | 11,697 | 150,014 | 15,512 | 165,525 |
| Change | 13,534 | 11,988 | -173 | 1,468 | 1,605 | -282 | -1,184 | -- | -- | -- | -- | -- | 13,838 | -- | 43,476 | -2,207 | 41,268 |
| Change, % | 66.4% | 21.8% | -6.7% | 31.0% | 19.7% | -45.6% | -47.1% | -- | -- | -- | -- | -- | 381.1% | -- | 40.8% | -12.5% | 33.2% |

Source: Frontur (ISTAC). Tourist arrivals by air. Note 1: on the result of the estimated Canary Islands total arrivals, tourists from La Gomera and El Hierro are included.

Note 2: The sum of the islands may not coincide with the result of the Canary Islands, since there are tourists visiting more than one island on their trip.

Tourist arrivals in Spain (*)

April 2017



BY COUNTRY OF RESIDENCE

Monthly

| | UK | Germany | Belgium | France | Netherlands | Ireland | Italy | Switzerland | Denmark | Finland | Norway | Sweden | Nordics | Russia | Portugal | Austria | Others | INTERNATIONAL |
|-----------|-----------|-----------|---------|-----------|-------------|---------|---------|-------------|---------|---------|---------|---------|---------|--------|----------|---------|-----------|---------------|
| Apr-16 | 1,423,065 | 866,532 | 174,938 | 1,083,531 | 321,507 | 125,848 | 306,745 | 153,333 | 79,711 | 86,674 | 66,642 | 166,926 | 399,953 | 54,845 | 145,539 | 88,412 | 925,980 | 6,086,327 |
| Apr-17 | 1,523,135 | 1,118,527 | 217,760 | 1,135,710 | 258,365 | 181,271 | 352,636 | 218,488 | 113,921 | 24,942 | 160,199 | 179,052 | 478,114 | 67,173 | 215,905 | 96,867 | 1,193,129 | 7,060,043 |
| Change | 100,070 | 251,995 | 42,822 | 52,179 | -63,142 | 55,423 | 45,891 | 65,155 | 34,210 | -61,732 | 93,557 | 12,126 | 78,161 | 12,328 | 70,366 | 8,455 | 267,149 | 973,716 |
| Change, % | 7.0% | 29.1% | 24.5% | 4.8% | -19.6% | 44.0% | 15.0% | 42.5% | 42.9% | -71.2% | 140.4% | 7.3% | 19.5% | 22.5% | 48.3% | 9.6% | 28.9% | 16.0% |

Year-to-date

| | UK | Germany | Belgium | France | Netherlands | Ireland | Italy | Switzerland | Denmark | Finland | Norway | Sweden | Nordics | Russia | Portugal | Austria | Others | INTERNATIONAL |
|-----------|-----------|-----------|---------|-----------|-------------|---------|-----------|-------------|---------|---------|---------|---------|-----------|---------|----------|---------|-----------|---------------|
| Jan-Apr16 | 3,979,511 | 2,557,047 | 549,750 | 2,637,116 | 769,968 | 374,434 | 1,000,314 | 408,133 | 363,155 | 304,234 | 355,867 | 615,945 | 1,639,201 | 190,815 | 489,766 | 241,846 | 3,055,309 | 17,918,796 |
| Jan-Apr17 | 4,360,189 | 2,842,480 | 580,486 | 2,818,438 | 773,394 | 440,675 | 1,078,872 | 546,506 | 478,197 | 236,975 | 405,302 | 601,797 | 1,722,271 | 223,385 | 555,402 | 222,478 | 3,807,359 | 19,990,108 |
| Change | 380,678 | 285,433 | 30,736 | 181,322 | 3,426 | 66,241 | 78,558 | 138,373 | 115,042 | -67,259 | 49,435 | -14,148 | 83,070 | 32,570 | 65,636 | -19,368 | 752,050 | 2,071,312 |
| Change, % | 9.6% | 11.2% | 5.6% | 6.9% | 0.4% | 17.7% | 7.9% | 33.9% | 31.7% | -22.1% | 13.9% | -2.3% | 5.1% | 17.1% | 13.4% | -8.0% | 24.6% | 11.6% |

BY AUTONOMOUS COMMUNITY

Monthly

| | Canary Islands | Andalusia | Aragon | Asturias | Balearic Islands | Cantabria | C. y Leon | C. La Mancha | Catalonia | Valencian Region | Extremadura | Galicia | Madrid | Murcia | Navarre | Basque Country | La Rioja | SPAIN |
|-----------|----------------|-----------|--------|----------|------------------|-----------|-----------|--------------|-----------|------------------|-------------|---------|---------|---------|---------|----------------|----------|-----------|
| Apr-16 | 1,064,849 | 967,258 | 48,626 | 11,857 | 770,338 | 22,713 | 97,628 | 20,722 | 1,483,021 | 643,239 | 18,912 | 84,820 | 600,945 | 109,749 | 28,685 | 102,885 | 8,884 | 6,086,327 |
| Apr-17 | 1,254,805 | 1,046,849 | 44,144 | 16,336 | 998,425 | 31,259 | 127,380 | 22,177 | 1,732,674 | 748,536 | 40,067 | 74,118 | 673,234 | 116,194 | 20,659 | 106,599 | 6,009 | 7,060,043 |
| Change | 189,956 | 79,591 | -4,482 | 4,479 | 228,087 | 8,546 | 29,752 | 1,455 | 249,653 | 105,297 | 21,155 | -10,702 | 72,289 | 6,445 | -8,026 | 3,714 | -2,875 | 973,716 |
| Change, % | 17.8% | 8.2% | -9.2% | 37.8% | 29.6% | 37.6% | 30.5% | 7.0% | 16.8% | 16.4% | 111.9% | -12.6% | 12.0% | 5.9% | -28.0% | 3.6% | -32.4% | 16.0% |


Year-to-date

| | Canary Islands | Andalusia | Aragon | Asturias | Balearic Islands | Cantabria | C. y Leon | C. La Mancha | Catalonia | Valencian Region | Extremadura | Galicia | Madrid | Murcia | Navarre | Basque Country | La Rioja | SPAIN |
|-----------|----------------|-----------|---------|----------|------------------|-----------|-----------|--------------|-----------|------------------|-------------|---------|-----------|---------|---------|----------------|----------|------------|
| Jan-Apr16 | 4,494,122 | 2,597,756 | 172,924 | 50,325 | 1,429,374 | 71,257 | 234,232 | 67,635 | 4,355,651 | 1,791,437 | 53,217 | 194,224 | 1,710,671 | 245,781 | 66,879 | 329,038 | 52,372 | 17,918,796 |
| Jan-Apr17 | 4,916,050 | 2,876,170 | 140,838 | 68,509 | 1,593,526 | 78,420 | 323,437 | 76,441 | 4,720,912 | 2,107,967 | 116,328 | 193,521 | 2,084,796 | 281,915 | 56,825 | 329,881 | 22,893 | 19,990,108 |
| Change | 421,928 | 278,414 | -32,086 | 18,184 | 164,152 | 7,163 | 89,205 | 8,806 | 365,261 | 316,530 | 63,111 | -703 | 374,125 | 36,134 | -10,054 | 843 | -29,479 | 2,071,312 |
| Change, % | 9.4% | 10.7% | -18.6% | 36.1% | 11.5% | 10.1% | 38.1% | 13.0% | 8.4% | 17.7% | 118.6% | -0.4% | 21.9% | 14.7% | -15.0% | 0.3% | -56.3% | 11.6% |

(*) Source: Frontur (INE).

Tourist arrivals in the Canary Islands

April 2017



Number of tourists by holiday package booking

| April 2017 | | | | | |
|-------------------------|---------|-------------|-----------|--------|---------------|
| | Book | Do not book | TOTAL | % Book | % Do not book |
| International | 786,084 | 470,098 | 1,256,183 | 62.6% | 37.4% |
| - Germany | 215,845 | 68,455 | 284,300 | 75.9% | 24.1% |
| - Netherlands | 42,988 | 10,075 | 53,063 | 81.0% | 19.0% |
| - Ireland | 11,697 | 28,997 | 40,694 | 28.7% | 71.3% |
| - Nordics | 98,760 | 27,401 | 126,161 | 78.3% | 21.7% |
| - United Kingdom | 263,391 | 202,244 | 465,636 | 56.6% | 43.4% |
| - Switzerland | 20,425 | 13,832 | 34,256 | 59.6% | 40.4% |
| - Others | 132,978 | 119,095 | 252,073 | 52.8% | 47.2% |
| Spanish Mainland | 46,685 | 99,091 | 145,776 | 32.0% | 68.0% |
| TOTAL | 832,769 | 569,189 | 1,401,958 | 59.4% | 40.6% |

| January - April 2017 | | | | | |
|-------------------------|-----------|-------------|-----------|--------|---------------|
| | Book | Do not book | TOTAL | % Book | % Do not book |
| International | 3,002,456 | 1,907,994 | 4,910,451 | 61.1% | 38.9% |
| - Germany | 778,696 | 283,970 | 1,062,667 | 73.3% | 26.7% |
| - Netherlands | 152,190 | 53,743 | 205,932 | 73.9% | 26.1% |
| - Ireland | 45,497 | 106,073 | 151,568 | 30.0% | 70.0% |
| - Nordics | 649,962 | 223,915 | 873,877 | 74.4% | 25.6% |
| - United Kingdom | 882,687 | 745,392 | 1,628,079 | 54.2% | 45.8% |
| - Switzerland | 51,643 | 46,394 | 98,035 | 52.7% | 47.3% |
| - Others | 441,783 | 448,510 | 890,293 | 49.6% | 50.4% |
| Spanish Mainland | 129,553 | 334,606 | 464,159 | 27.9% | 72.1% |
| TOTAL | 3,132,009 | 2,242,601 | 5,374,610 | 58.3% | 41.7% |

Share of tourists by accommodation type

| April 2017 | | | | | |
|-------------------------|--------|--------|----------|--------|--------|
| | Hotels | Rental | Property | Cruise | Others |
| International | 80.2% | 9.6% | 2.4% | 3.1% | 4.8% |
| - Germany | 75.6% | 7.9% | 3.5% | 10.2% | 2.8% |
| - Netherlands | 87.4% | 10.2% | 0.4% | 0.5% | 1.4% |
| - Ireland | 80.4% | 14.0% | 1.7% | 0.1% | 3.9% |
| - Nordics | 88.6% | 6.6% | 2.0% | 0.0% | 2.8% |
| - United Kingdom | 80.7% | 10.7% | 1.7% | 1.6% | 5.3% |
| - Switzerland | 85.3% | 9.3% | 1.9% | 0.1% | 3.3% |
| - Others | 78.0% | 10.0% | 2.9% | 1.0% | 8.1% |
| Spanish Mainland | 65.9% | 11.8% | 1.7% | 0.0% | 20.6% |
| TOTAL | 78.7% | 9.8% | 2.3% | 2.8% | 6.4% |


| January - April 2017 | | | | | |
|-------------------------|--------|--------|----------|--------|--------|
| | Hotels | Rental | Property | Cruise | Others |
| International | 77.8% | 10.3% | 2.5% | 2.9% | 6.5% |
| - Germany | 73.9% | 9.6% | 3.0% | 9.8% | 3.7% |
| - Netherlands | 83.0% | 10.9% | 0.9% | 1.2% | 4.1% |
| - Ireland | 76.4% | 14.0% | 2.7% | 0.4% | 6.5% |
| - Nordics | 84.4% | 9.5% | 2.0% | 0.3% | 3.7% |
| - United Kingdom | 77.8% | 10.3% | 2.5% | 1.5% | 7.9% |
| - Switzerland | 80.4% | 11.0% | 3.1% | 0.7% | 4.8% |
| - Others | 74.5% | 11.2% | 2.9% | 0.6% | 10.8% |
| Spanish Mainland | 61.5% | 11.9% | 2.5% | 1.1% | 23.1% |
| TOTAL | 76.4% | 10.5% | 2.5% | 2.7% | 7.9% |

Source: Frontur (ISTAC). Tourist arrivals by air.

Note: on the result of the estimated Canary Islands total arrivals, tourists from La Gomera and El Hierro are included.

Tourist arrivals in the Canary Islands

April 2017



Number of tourists by holiday package booking and island of stay

| April 2017 | | | | | | | |
|-----------------------|--------------------|----------------|----------------|----------------|----------------|----------------|------------------|
| | Lanzarote | Fuerteventura | Gran Canaria | Tenerife | La Palma | CANARY ISLANDS | |
| Book | Total | 177,746 | 175,138 | 249,763 | 300,627 | 15,561 | 832,769 |
| | - International | 171,138 | 170,712 | 239,491 | 273,586 | 14,590 | 786,084 |
| | - Spanish Mainland | 6,608 | 4,426 | 10,272 | 27,041 | 971 | 46,685 |
| Do not book | Total | 115,206 | 52,935 | 146,219 | 254,215 | 16,569 | 569,189 |
| | - International | 101,679 | 43,938 | 114,429 | 208,732 | 13,461 | 470,098 |
| | - Spanish Mainland | 13,527 | 8,996 | 31,790 | 45,484 | 3,107 | 99,091 |
| TOTAL | All markets | 292,952 | 228,073 | 395,982 | 554,842 | 32,130 | 1,401,958 |
| | - International | 272,818 | 214,650 | 353,920 | 482,318 | 28,051 | 1,256,183 |
| | - Spanish Mainland | 20,134 | 13,423 | 42,062 | 72,524 | 4,078 | 145,776 |
| % book package | Total | 60.7% | 76.8% | 63.1% | 54.2% | 48.4% | 59.4% |
| | - International | 62.7% | 79.5% | 67.7% | 56.7% | 52.0% | 62.6% |
| | - Spanish Mainland | 32.8% | 33.0% | 24.4% | 37.3% | 23.8% | 32.0% |

| January - April 2017 | | | | | | | |
|-----------------------|--------------------|------------------|----------------|------------------|------------------|----------------|------------------|
| | Lanzarote | Fuerteventura | Gran Canaria | Tenerife | La Palma | CANARY ISLANDS | |
| Book | Total | 622,171 | 638,420 | 999,537 | 1,151,887 | 99,063 | 3,132,009 |
| | - International | 597,162 | 626,366 | 972,482 | 1,080,163 | 94,361 | 3,002,456 |
| | - Spanish Mainland | 25,009 | 12,054 | 27,054 | 71,723 | 4,703 | 129,553 |
| Do not book | Total | 425,926 | 197,273 | 614,515 | 990,998 | 66,462 | 2,242,601 |
| | - International | 381,840 | 170,604 | 494,570 | 843,069 | 55,653 | 1,907,994 |
| | - Spanish Mainland | 44,087 | 26,668 | 119,946 | 147,930 | 10,808 | 334,606 |
| TOTAL | All markets | 1,048,097 | 835,692 | 1,614,051 | 2,142,885 | 165,525 | 5,374,610 |
| | - International | 979,003 | 796,970 | 1,467,052 | 1,923,232 | 150,014 | 4,910,451 |
| | - Spanish Mainland | 69,094 | 38,721 | 147,000 | 219,653 | 15,512 | 464,159 |
| % book package | Total | 59.4% | 76.4% | 61.9% | 53.8% | 59.8% | 58.3% |
| | - International | 61.0% | 78.6% | 66.3% | 56.2% | 62.9% | 61.1% |
| | - Spanish Mainland | 36.2% | 31.1% | 18.4% | 32.7% | 30.3% | 27.9% |

Share of tourists by accommodation type and island of stay

| April 2017 | | | | | | | |
|-------------------------|-----------|---------------|--------------|----------|----------|----------------|--------------|
| | Lanzarote | Fuerteventura | Gran Canaria | Tenerife | La Palma | CANARY ISLANDS | |
| International | Hotels | 72.9% | 77.1% | 72.1% | 77.6% | 55.3% | 80.2% |
| | Rental | 12.8% | 7.8% | 11.3% | 5.0% | 23.6% | 9.6% |
| | Property | 1.3% | 1.5% | 1.8% | 3.3% | 4.6% | 2.4% |
| | Cruise | 10.6% | 12.0% | 9.8% | 7.2% | 13.6% | 3.1% |
| | Others | 2.3% | 1.5% | 5.1% | 7.0% | 2.8% | 4.8% |
| Spanish Mainland | Hotels | 77.7% | 70.0% | 55.3% | 67.1% | 67.4% | 65.9% |
| | Rental | 4.8% | 10.2% | 13.9% | 11.5% | 15.4% | 11.8% |
| | Property | 2.9% | 3.7% | 0.6% | 1.4% | 5.2% | 1.7% |
| | Cruise | 0.0% | 0.0% | 0.0% | 0.0% | 0.0% | 0.0% |
| | Others | 14.7% | 16.1% | 30.2% | 20.0% | 11.9% | 20.6% |
| TOTAL | Hotels | 73.3% | 76.7% | 70.3% | 76.2% | 56.9% | 78.7% |
| | Rental | 12.2% | 7.9% | 11.5% | 5.8% | 22.6% | 9.8% |
| | Property | 1.4% | 1.6% | 1.6% | 3.0% | 4.7% | 2.3% |
| | Cruise | 9.9% | 11.3% | 8.8% | 6.2% | 11.9% | 2.8% |
| | Others | 3.2% | 2.4% | 7.7% | 8.7% | 4.0% | 6.4% |

| January - April 2017 | | | | | | | |
|-------------------------|-----------|---------------|--------------|----------|----------|----------------|--------------|
| | Lanzarote | Fuerteventura | Gran Canaria | Tenerife | La Palma | CANARY ISLANDS | |
| International | Hotels | 73.6% | 76.1% | 70.8% | 74.4% | 47.0% | 77.8% |
| | Rental | 11.5% | 8.4% | 11.9% | 7.0% | 16.8% | 10.3% |
| | Property | 1.5% | 1.3% | 2.0% | 3.5% | 3.7% | 2.5% |
| | Cruise | 9.4% | 11.9% | 9.0% | 6.2% | 28.0% | 2.9% |
| | Others | 3.9% | 2.4% | 6.3% | 9.0% | 4.4% | 6.5% |
| Spanish Mainland | Hotels | 75.7% | 59.8% | 50.6% | 63.0% | 57.6% | 61.5% |
| | Rental | 5.3% | 13.2% | 15.6% | 10.2% | 13.7% | 11.9% |
| | Property | 2.1% | 4.5% | 2.2% | 2.3% | 3.4% | 2.5% |
| | Cruise | 2.6% | 4.2% | 1.2% | 2.2% | 11.6% | 1.1% |
| | Others | 14.3% | 18.2% | 30.3% | 22.4% | 13.6% | 23.1% |
| TOTAL | Hotels | 73.8% | 75.3% | 68.9% | 73.2% | 48.0% | 76.4% |
| | Rental | 11.1% | 8.7% | 12.2% | 7.3% | 16.5% | 10.5% |
| | Property | 1.6% | 1.4% | 2.0% | 3.4% | 3.7% | 2.5% |
| | Cruise | 9.0% | 11.5% | 8.3% | 5.8% | 26.5% | 2.7% |
| | Others | 4.6% | 3.1% | 8.5% | 10.3% | 5.3% | 7.9% |

Source: Frontur (ISTAC). Tourist arrivals by air.

Note: in the islands are included tourists who have chosen the island as the main destination of their trip or as a secondary destination.