


# Tourist arrivals in the Canary Islands (ISTAC)

April 2019



## CANARY ISLANDS

	United Kingdom	Germany	Belgium	France	Netherlands	Ireland	Italy	Switzerland	Denmark	Finland	Norway	Sweden	Nordics	Others	International	Mainland	TOTAL
2018	427,115	238,243	42,876	63,984	50,135	42,648	39,680	28,563	19,105	16,369	20,438	39,112	95,024	81,646	1,109,914	134,515	1,244,429
2019	430,512	227,450	46,723	62,565	45,880	48,468	31,701	23,664	21,717	13,920	26,914	36,161	98,712	77,348	1,093,021	147,666	1,240,687
Change	3,397	-10,793	3,847	-1,419	-4,255	5,820	-7,979	-4,899	2,612	-2,449	6,476	-2,951	3,688	-4,298	-16,893	13,151	-3,742
Change, %	0.8%	-4.5%	9.0%	-2.2%	-8.5%	13.6%	-20.1%	-17.2%	13.7%	-15.0%	31.7%	-7.5%	3.9%	-5.3%	-1.5%	9.8%	-0.3%

## LANZAROTE

	United Kingdom	Germany	Belgium	France	Netherlands	Ireland	Italy	Switzerland	Denmark	Finland	Norway	Sweden	Nordics	Others	International	Mainland	TOTAL
2018	121,731	24,666	5,311	17,419	7,744	24,488	6,623	n.d.	n.d.	n.d.	n.d.	n.d.	4,890	n.d.	224,645	16,952	241,597
2019	120,141	26,776	6,550	17,502	6,355	25,959	4,362	n.d.	n.d.	n.d.	n.d.	n.d.	6,757	n.d.	224,405	22,673	247,078
Change	-1,590	2,110	1,239	83	-1,389	1,471	-2,261	--	--	--	--	--	1,867	--	-240	5,721	5,481
Change, %	-1.3%	8.6%	23.3%	0.5%	-17.9%	6.0%	-34.1%	--	--	--	--	--	38.2%	--	-0.1%	33.7%	2.3%

## FUERTEVENTURA

	United Kingdom	Germany	Belgium	France	Netherlands	Ireland	Italy	Switzerland	Denmark	Finland	Norway	Sweden	Nordics	Others	International	Mainland	TOTAL
2018	45,361	64,344	1,527	13,246	5,229	2,253	6,846	n.d.	n.d.	n.d.	n.d.	n.d.	6,889	n.d.	158,643	9,060	167,703
2019	47,051	60,184	2,240	12,822	4,477	2,901	6,645	n.d.	n.d.	n.d.	n.d.	n.d.	5,939	n.d.	157,195	11,971	169,166
Change	1,690	-4,160	713	-424	-752	648	-201	--	--	--	--	--	-950	--	-1,448	2,911	1,463
Change, %	3.7%	-6.5%	46.7%	-3.2%	-14.4%	28.8%	-2.9%	--	--	--	--	--	-13.8%	--	-0.9%	32.1%	0.9%

## GRAN CANARIA

	United Kingdom	Germany	Belgium	France	Netherlands	Ireland	Italy	Switzerland	Denmark	Finland	Norway	Sweden	Nordics	Others	International	Mainland	TOTAL
2018	67,999	76,158	11,642	10,658	19,235	5,675	9,033	n.d.	n.d.	n.d.	n.d.	n.d.	53,686	n.d.	290,148	46,615	336,764
2019	63,035	74,968	11,507	8,502	17,726	6,846	6,354	n.d.	n.d.	n.d.	n.d.	n.d.	59,373	n.d.	276,432	40,956	317,388
Change	-4,964	-1,190	-135	-2,156	-1,509	1,171	-2,679	--	--	--	--	--	5,687	--	-13,716	-5,659	-19,376
Change, %	-7.3%	-1.6%	-1.2%	-20.2%	-7.8%	20.6%	-29.7%	--	--	--	--	--	10.6%	--	-4.7%	-12.1%	-5.8%

## TENERIFE

	United Kingdom	Germany	Belgium	France	Netherlands	Ireland	Italy	Switzerland	Denmark	Finland	Norway	Sweden	Nordics	Others	International	Mainland	TOTAL
2018	187,607	59,323	22,812	20,762	15,778	10,187	16,555	n.d.	n.d.	n.d.	n.d.	n.d.	27,764	n.d.	407,868	58,206	466,075
2019	196,860	49,671	24,500	21,666	15,205	12,686	14,094	n.d.	n.d.	n.d.	n.d.	n.d.	24,182	n.d.	404,504	68,213	472,718
Change	9,253	-9,652	1,688	904	-573	2,499	-2,461	--	--	--	--	--	-3,582	--	-3,364	10,007	6,643
Change, %	4.9%	-16.3%	7.4%	4.4%	-3.6%	24.5%	-14.9%	--	--	--	--	--	-12.9%	--	-0.8%	17.2%	1.4%

## LA PALMA

	United Kingdom	Germany	Belgium	France	Netherlands	Ireland	Italy	Switzerland	Denmark	Finland	Norway	Sweden	Nordics	Others	International	Mainland	TOTAL
2018	2,383	8,490	755	1,651	2,007	0	341	n.d.	n.d.	n.d.	n.d.	n.d.	1,216	n.d.	18,694	3,057	21,752
2019	1,524	9,496	544	1,567	1,819	0	245	n.d.	n.d.	n.d.	n.d.	n.d.	2,121	n.d.	18,804	3,285	22,089
Change	-859	1,006	-211	-84	-188	0	-96	--	--	--	--	--	905	--	110	228	337
Change, %	-36.0%	11.8%	-27.9%	-5.1%	-9.4%	--	-28.2%	--	--	--	--	--	74.4%	--	0.6%	7.5%	1.5%

Source: Frontur (ISTAC). Tourist arrivals by air.

Note: on the result of the estimated Canary Islands total arrivals, tourists from La Gomera and El Hierro are included. Only main tourists are taken into account in each island.

# Tourist arrivals in the Canary Islands (ISTAC)

January - April 2019



## CANARY ISLANDS

	United Kingdom	Germany	Belgium	France	Netherlands	Ireland	Italy	Switzerland	Denmark	Finland	Norway	Sweden	Nordics	Others	International	Mainland	TOTAL
2018	1,602,481	1,045,387	140,439	206,317	211,280	161,175	168,646	99,586	167,824	148,118	207,288	323,286	846,516	362,623	4,844,446	465,423	5,309,867
2019	1,627,410	996,752	141,573	205,186	199,093	171,114	165,704	90,610	148,896	144,593	212,520	276,334	782,343	383,061	4,762,843	557,301	5,320,144
Change	24,929	-48,635	1,134	-1,131	-12,187	9,939	-2,942	-8,976	-18,928	-3,525	5,232	-46,952	-64,173	20,438	-81,603	91,878	10,277
Change, %	1.6%	-4.7%	0.8%	-0.5%	-5.8%	6.2%	-1.7%	-9.0%	-11.3%	-2.4%	2.5%	-14.5%	-7.6%	5.6%	-1.7%	19.7%	0.2%

## LANZAROTE

	United Kingdom	Germany	Belgium	France	Netherlands	Ireland	Italy	Switzerland	Denmark	Finland	Norway	Sweden	Nordics	Others	International	Mainland	TOTAL
2018	442,276	106,075	17,791	52,462	40,134	81,740	23,558	n.d.	n.d.	n.d.	n.d.	n.d.	57,662	n.d.	870,582	62,529	933,109
2019	465,802	116,290	17,730	55,601	35,024	86,961	21,973	n.d.	n.d.	n.d.	n.d.	n.d.	46,856	n.d.	893,149	79,450	972,600
Change	23,526	10,215	-61	3,139	-5,110	5,221	-1,585	--	--	--	--	--	-10,806	--	22,567	16,921	39,491
Change, %	5.3%	9.6%	-0.3%	6.0%	-12.7%	6.4%	-6.7%	--	--	--	--	--	-18.7%	--	2.6%	27.1%	4.2%

## FUERTEVENTURA

	United Kingdom	Germany	Belgium	France	Netherlands	Ireland	Italy	Switzerland	Denmark	Finland	Norway	Sweden	Nordics	Others	International	Mainland	TOTAL
2018	172,309	264,028	5,076	42,810	20,900	11,484	29,694	n.d.	n.d.	n.d.	n.d.	n.d.	54,147	n.d.	656,880	31,385	688,265
2019	175,275	218,638	5,521	38,470	18,318	10,970	26,339	n.d.	n.d.	n.d.	n.d.	n.d.	41,570	n.d.	594,700	38,410	633,110
Change	2,966	-45,390	445	-4,340	-2,582	-514	-3,355	--	--	--	--	--	-12,577	--	-62,180	7,025	-55,155
Change, %	1.7%	-17.2%	8.8%	-10.1%	-12.4%	-4.5%	-11.3%	--	--	--	--	--	-23.2%	--	-9.5%	22.4%	-8.0%

## GRAN CANARIA

	United Kingdom	Germany	Belgium	France	Netherlands	Ireland	Italy	Switzerland	Denmark	Finland	Norway	Sweden	Nordics	Others	International	Mainland	TOTAL
2018	240,124	341,442	35,180	33,656	78,162	26,020	35,456	n.d.	n.d.	n.d.	n.d.	n.d.	496,743	n.d.	1,425,866	148,388	1,574,255
2019	218,029	344,299	32,155	28,265	74,679	24,232	36,620	n.d.	n.d.	n.d.	n.d.	n.d.	479,446	n.d.	1,376,412	180,076	1,556,487
Change	-22,095	2,857	-3,025	-5,391	-3,483	-1,788	1,164	--	--	--	--	--	-17,297	--	-49,454	31,688	-17,768
Change, %	-9.2%	0.8%	-8.6%	-16.0%	-4.5%	-6.9%	3.3%	--	--	--	--	--	-3.5%	--	-3.5%	21.4%	-1.1%

## TENERIFE

	United Kingdom	Germany	Belgium	France	Netherlands	Ireland	Italy	Switzerland	Denmark	Finland	Norway	Sweden	Nordics	Others	International	Mainland	TOTAL
2018	724,098	260,622	78,369	72,558	61,905	41,163	78,626	n.d.	n.d.	n.d.	n.d.	n.d.	219,238	n.d.	1,743,153	210,891	1,954,045
2019	747,970	244,998	82,047	77,137	61,689	48,457	79,905	n.d.	n.d.	n.d.	n.d.	n.d.	203,682	n.d.	1,761,326	244,078	2,005,405
Change	23,872	-15,624	3,678	4,579	-216	7,294	1,279	--	--	--	--	--	-15,556	--	18,173	33,187	51,360
Change, %	3.3%	-6.0%	4.7%	6.3%	-0.3%	17.7%	1.6%	--	--	--	--	--	-7.1%	--	1.0%	15.7%	2.6%

## LA PALMA

	United Kingdom	Germany	Belgium	France	Netherlands	Ireland	Italy	Switzerland	Denmark	Finland	Norway	Sweden	Nordics	Others	International	Mainland	TOTAL
2018	14,453	46,096	2,169	3,902	8,909	329	653	n.d.	n.d.	n.d.	n.d.	n.d.	14,113	n.d.	98,587	10,148	108,736
2019	10,469	41,763	2,032	3,447	7,625	140	651	n.d.	n.d.	n.d.	n.d.	n.d.	6,942	n.d.	81,169	12,927	94,096
Change	-3,984	-4,333	-137	-455	-1,284	-189	-2	--	--	--	--	--	-7,171	--	-17,418	2,779	-14,640
Change, %	-27.6%	-9.4%	-6.3%	-11.7%	-14.4%	-57.4%	-0.3%	--	--	--	--	--	-50.8%	--	-17.7%	27.4%	-13.5%

Source: Frontur (ISTAC). Tourist arrivals by air.

Note: on the result of the estimated Canary Islands total arrivals, tourists from La Gomera and El Hierro are included. Only main tourists are taken into account in each island.

# International tourist arrivals in Spain (INE)

April 2019



## BY COUNTRY OF RESIDENCE

### Monthly

	UK	Germany	Belgium	France	Netherlands	Ireland	Italy	Switzerland	Denmark	Finland	Norway	Sweden	Nordics	Russia	Portugal	Austria	Others	INTERNATIONAL
Apr-18	1,429,766	914,849	248,301	1,074,194	322,676	164,823	346,295	176,461	108,079	87,869	105,218	159,381	460,547	72,731	202,543	64,203	1,270,251	6,770,845
Apr-19	1,471,888	1,081,555	244,403	1,021,083	295,081	174,095	383,480	177,135	109,304	55,300	105,647	181,721	451,972	82,527	233,622	84,925	1,425,471	7,169,675
Change	42,122	166,706	-3,898	-53,111	-27,595	9,272	37,185	674	1,225	-32,569	429	22,340	-8,575	9,796	31,079	20,722	155,220	398,830
Change, %	2.9%	18.2%	-1.6%	-4.9%	-8.6%	5.6%	10.7%	0.4%	1.1%	-37.1%	0.4%	14.0%	-1.9%	13.5%	15.3%	32.3%	12.2%	5.9%

### Year-to-date

	UK	Germany	Belgium	France	Netherlands	Ireland	Italy	Switzerland	Denmark	Finland	Norway	Sweden	Nordics	Russia	Portugal	Austria	Others	INTERNATIONAL
Jan-Apr18	4,278,578	2,772,902	655,906	2,758,822	881,003	450,222	1,119,284	462,423	451,598	361,266	441,198	557,391	1,811,453	244,136	613,032	164,741	4,146,164	20,479,180
Jan-Apr19	4,273,447	2,958,988	667,536	2,707,094	837,994	478,628	1,213,629	458,631	352,055	280,648	452,733	633,080	1,718,516	271,265	706,090	314,603	4,626,857	21,392,487
Change	-5,131	186,086	11,630	-51,728	-43,009	28,406	94,345	-3,792	-99,543	-80,618	11,535	75,689	-92,937	27,129	93,058	149,862	480,693	913,307
Change, %	-0.1%	6.7%	1.8%	-1.9%	-4.9%	6.3%	8.4%	-0.8%	-22.0%	-22.3%	2.6%	13.6%	-5.1%	11.1%	15.2%	91.0%	11.6%	4.5%

## BY AUTONOMOUS COMMUNITY

### Monthly


	Canary Islands	Andalusia	Aragon	Asturias	Balearic Islands	Cantabria	C. y Leon	C. La Mancha	Catalonia	Valencian Region	Extremadura	Galicia	Madrid	Murcia	Navarre	Basque Country	La Rioja	SPAIN
Apr-18	1,102,716	1,042,404	72,787	21,011	930,688	29,645	117,884	22,743	1,561,979	770,745	59,750	125,867	630,846	95,800	0	135,166	0	6,770,845
Apr-19	1,105,596	1,139,274	52,164	0	1,081,589	26,250	103,572	18,350	1,677,105	829,363	45,774	147,228	641,086	106,411	0	142,614	0	7,169,675
Change	2,880	96,870	-20,623	-21,011	150,901	-3,395	-14,312	-4,393	115,126	58,618	-13,976	21,361	10,240	10,611	0	7,448	0	398,830
Change, %	0.3%	9.3%	-28.3%	-100.0%	16.2%	-11.5%	-12.1%	-19.3%	7.4%	7.6%	-23.4%	17.0%	1.6%	11.1%	--	5.5%	--	5.9%

### Year-to-date

	Canary Islands	Andalusia	Aragon	Asturias	Balearic Islands	Cantabria	C. y Leon	C. La Mancha	Catalonia	Valencian Region	Extremadura	Galicia	Madrid	Murcia	Navarre	Basque Country	La Rioja	SPAIN
Jan-Apr18	4,826,688	2,945,138	177,721	36,911	1,607,792	70,602	349,579	51,004	4,656,011	2,289,544	82,900	325,353	2,212,091	263,388	0	387,179	0	20,479,180
Jan-Apr19	4,784,651	3,189,669	144,089	13,007	1,773,704	70,775	309,065	84,089	4,894,336	2,344,274	45,774	411,992	2,407,624	270,234	0	448,106	0	21,392,487
Change	-42,037	244,531	-33,632	-23,904	165,912	173	-40,514	33,085	238,325	54,730	-37,126	86,639	195,533	6,846	0	60,927	0	913,307
Change, %	-0.9%	8.3%	-18.9%	-64.8%	10.3%	0.2%	-11.6%	64.9%	5.1%	2.4%	-44.8%	26.6%	8.8%	2.6%	--	15.7%	--	4.5%

# Tourist arrivals in the Canary Islands (ISTAC)

April 2019



## Number of tourists by holiday package booking and country of residence

April 2019

	Book	Do not book	TOTAL	% Book	% Do not book
<b>International</b>	630,648	462,373	1,093,021	57.7%	42.3%
- Germany	155,073	72,377	227,450	68.2%	31.8%
- Netherlands	28,404	17,475	45,880	61.9%	38.1%
- Ireland	13,564	34,904	48,468	28.0%	72.0%
- Nordics	72,855	25,856	98,711	73.8%	26.2%
- United Kingdom	243,446	187,066	430,512	56.5%	43.5%
- Switzerland	11,352	12,312	23,664	48.0%	52.0%
- Others	105,954	112,382	218,337	48.5%	51.5%
<b>Spanish Mainland</b>	52,618	95,048	147,666	35.6%	64.4%
<b>TOTAL</b>	683,266	557,422	1,240,688	55.1%	44.9%

January - April 2019

	Book	Do not book	TOTAL	% Book	% Do not book
<b>International</b>	2,739,233	2,023,609	4,762,843	57.5%	42.5%
- Germany	674,209	322,544	996,753	67.6%	32.4%
- Netherlands	121,680	77,413	199,093	61.1%	38.9%
- Ireland	51,337	119,777	171,114	30.0%	70.0%
- Nordics	577,246	205,095	782,341	73.8%	26.2%
- United Kingdom	907,689	719,721	1,627,410	55.8%	44.2%
- Switzerland	39,075	51,534	90,610	43.1%	56.9%
- Others	367,999	527,525	895,525	41.1%	58.9%
<b>Spanish Mainland</b>	128,195	429,107	557,302	23.0%	77.0%
<b>TOTAL</b>	2,867,429	2,452,718	5,320,147	53.9%	46.1%

## Share of tourists by accommodation type and country of residence

April 2019

	Hotels	Rental	Property	Cruise	Others
<b>International</b>	77.8%	8.5%	2.7%	2.6%	8.4%
- Germany	74.7%	8.3%	2.5%	9.1%	5.3%
- Netherlands	79.1%	12.4%	1.3%	1.3%	5.9%
- Ireland	74.7%	12.5%	2.4%	0.5%	10.0%
- Nordics	87.0%	4.5%	4.0%	0.0%	4.5%
- United Kingdom	79.7%	7.6%	2.4%	1.3%	9.0%
- Switzerland	83.1%	7.8%	4.1%	0.0%	5.1%
- Others	73.1%	10.4%	3.0%	0.9%	12.6%
<b>Spanish Mainland</b>	72.7%	9.5%	2.0%	0.0%	15.8%
<b>TOTAL</b>	77.2%	8.6%	2.6%	2.3%	9.2%

January - April 2019


	Hotels	Rental	Property	Cruise	Others
<b>International</b>	74.1%	9.7%	2.7%	3.5%	10.1%
- Germany	67.9%	9.2%	2.4%	13.3%	7.2%
- Netherlands	75.4%	12.5%	2.4%	1.4%	8.4%
- Ireland	69.4%	17.0%	2.9%	0.5%	10.2%
- Nordics	86.3%	6.0%	2.3%	0.0%	5.4%
- United Kingdom	76.0%	9.2%	2.5%	1.1%	11.1%
- Switzerland	72.3%	12.5%	5.0%	1.7%	8.5%
- Others	67.5%	12.1%	3.4%	1.1%	15.9%
<b>Spanish Mainland</b>	58.3%	9.8%	2.6%	0.6%	28.7%
<b>TOTAL</b>	72.4%	9.7%	2.7%	3.2%	12.0%

Source: Frontur (ISTAC). Tourist arrivals by air.

Note: on the result of the estimated Canary Islands total arrivals, tourists from La Gomera and El Hierro are included.

# Tourist arrivals in the Canary Islands (ISTAC)

April 2019



## Number of tourists by holiday package booking and island of stay

April 2019

		Lanzarote	Fuerteventura	Gran Canaria	Tenerife	La Palma	CANARY ISLANDS
<b>Book</b>	<b>Total</b>	<b>154,584</b>	<b>121,610</b>	<b>182,427</b>	<b>240,291</b>	<b>19,636</b>	<b>683,266</b>
	- International	145,921	116,686	176,141	207,342	18,791	<b>630,648</b>
	- Spanish Mainland	8,662	4,925	6,285	32,949	845	<b>52,618</b>
<b>Do not book</b>	<b>Total</b>	<b>102,193</b>	<b>57,708</b>	<b>142,220</b>	<b>243,806</b>	<b>13,291</b>	<b>557,422</b>
	- International	87,269	49,449	106,334	207,405	10,379	<b>462,373</b>
	- Spanish Mainland	14,924	8,259	35,886	36,402	2,912	<b>95,048</b>
<b>TOTAL</b>	<b>All markets</b>	<b>256,776</b>	<b>179,318</b>	<b>324,647</b>	<b>484,097</b>	<b>32,927</b>	<b>1,240,687</b>
	- International	233,190	166,134	282,475	414,746	29,170	<b>1,093,021</b>
	- Spanish Mainland	23,586	13,184	42,171	69,351	3,757	<b>147,666</b>
<b>% book package</b>	<b>Total</b>	<b>60.2%</b>	<b>67.8%</b>	<b>56.2%</b>	<b>49.6%</b>	<b>59.6%</b>	<b>55.1%</b>
	- International	62.6%	70.2%	62.4%	50.0%	64.4%	<b>57.7%</b>
	- Spanish Mainland	36.7%	37.4%	14.9%	47.5%	22.5%	<b>35.6%</b>

January - April 2019

		Lanzarote	Fuerteventura	Gran Canaria	Tenerife	La Palma	CANARY ISLANDS
<b>Book</b>	<b>Total</b>	<b>622,859</b>	<b>505,702</b>	<b>929,620</b>	<b>1,012,586</b>	<b>74,825</b>	<b>2,867,429</b>
	- International	596,275	492,902	907,947	942,631	72,555	<b>2,739,233</b>
	- Spanish Mainland	26,583	12,801	21,673	69,956	2,269	<b>128,195</b>
<b>Do not book</b>	<b>Total</b>	<b>441,788</b>	<b>212,612</b>	<b>670,170</b>	<b>1,087,215</b>	<b>71,878</b>	<b>2,452,718</b>
	- International	384,843	183,108	505,441	907,557	58,158	<b>2,023,609</b>
	- Spanish Mainland	56,946	29,503	164,730	179,659	13,720	<b>429,107</b>
<b>TOTAL</b>	<b>All markets</b>	<b>1,064,648</b>	<b>718,312</b>	<b>1,599,792</b>	<b>2,099,801</b>	<b>146,702</b>	<b>5,320,144</b>
	- International	981,118	676,009	1,413,388	1,850,187	130,713	<b>4,762,843</b>
	- Spanish Mainland	83,529	42,303	186,402	249,615	15,989	<b>557,301</b>
<b>% book package</b>	<b>Total</b>	<b>58.5%</b>	<b>70.4%</b>	<b>58.1%</b>	<b>48.2%</b>	<b>51.0%</b>	<b>53.9%</b>
	- International	60.8%	72.9%	64.2%	50.9%	55.5%	<b>57.5%</b>
	- Spanish Mainland	31.8%	30.3%	11.6%	28.0%	14.2%	<b>23.0%</b>

## Share of tourists by accommodation type and island of stay

April 2019

		Lanzarote	Fuerteventura	Gran Canaria	Tenerife	La Palma	CANARY ISLANDS
<b>International</b>	Hotels	79.1%	80.6%	74.3%	75.1%	38.9%	<b>77.8%</b>
	Rental	8.5%	9.6%	5.8%	8.1%	23.4%	<b>8.5%</b>
	Property	0.8%	2.6%	3.4%	3.0%	3.7%	<b>2.7%</b>
	Cruise	2.7%	4.1%	8.8%	3.7%	31.5%	<b>2.6%</b>
	Others	9.0%	3.1%	7.7%	10.0%	2.6%	<b>8.4%</b>
<b>Spanish Mainland</b>	Hotels	77.8%	62.9%	65.6%	77.4%	61.8%	<b>72.7%</b>
	Rental	2.6%	19.1%	12.1%	7.8%	24.6%	<b>9.5%</b>
	Property	2.8%	2.2%	1.7%	2.1%	1.4%	<b>2.0%</b>
	Cruise	0.0%	0.1%	0.0%	0.0%	0.3%	<b>0.0%</b>
	Others	16.3%	15.8%	20.5%	12.4%	12.0%	<b>15.8%</b>
<b>TOTAL</b>	Hotels	78.9%	79.3%	73.2%	75.4%	41.5%	<b>77.2%</b>
	Rental	8.0%	10.3%	6.6%	8.1%	23.5%	<b>8.6%</b>
	Property	1.0%	2.5%	3.2%	2.9%	3.4%	<b>2.6%</b>
	Cruise	2.4%	3.8%	7.7%	3.2%	27.9%	<b>2.3%</b>
	Others	9.7%	4.1%	9.3%	10.4%	3.7%	<b>9.2%</b>

January - April 2019

		Lanzarote	Fuerteventura	Gran Canaria	Tenerife	La Palma	CANARY ISLANDS
<b>International</b>	Hotels	72.4%	73.1%	70.9%	70.1%	33.7%	<b>74.1%</b>
	Rental	10.7%	10.5%	7.0%	8.5%	25.6%	<b>9.7%</b>
	Property	1.1%	1.9%	2.6%	3.3%	3.4%	<b>2.7%</b>
	Cruise	7.0%	10.5%	10.7%	5.6%	30.1%	<b>3.5%</b>
	Others	8.7%	4.1%	8.9%	12.4%	7.3%	<b>10.1%</b>
<b>Spanish Mainland</b>	Hotels	64.5%	54.2%	56.9%	58.8%	45.7%	<b>58.3%</b>
	Rental	4.8%	17.2%	9.3%	9.7%	24.3%	<b>9.8%</b>
	Property	2.8%	3.0%	1.4%	2.9%	6.3%	<b>2.6%</b>
	Cruise	0.9%	1.3%	0.7%	1.1%	4.0%	<b>0.6%</b>
	Others	26.9%	24.1%	31.7%	27.4%	19.7%	<b>28.7%</b>
<b>TOTAL</b>	Hotels	71.8%	72.0%	69.2%	68.8%	35.0%	<b>72.4%</b>
	Rental	10.2%	10.9%	7.2%	8.6%	25.4%	<b>9.7%</b>
	Property	1.3%	1.9%	2.5%	3.3%	3.7%	<b>2.7%</b>
	Cruise	6.6%	9.9%	9.5%	5.1%	27.2%	<b>3.2%</b>
	Others	10.1%	5.3%	11.5%	14.2%	8.7%	<b>12.0%</b>

Source: Frontur (ISTAC). Tourist arrivals by air.

Note: in the islands are included tourists who have chosen the island as the main destination of their trip or as a secondary destination.