


Tourist arrivals in the Canary Islands (ISTAC)

August 2017



CANARY ISLANDS

	United Kingdom	Germany	Belgium	France	Netherlands	Ireland	Italy	Switzerland	Denmark	Finland	Norway	Sweden	Nordics	Others	International	Mainland	TOTAL
2016	467,924	229,641	38,827	65,678	68,691	41,969	57,364	21,991	9,636	537	9,923	12,272	32,368	95,959	1,120,417	219,892	1,340,309
2017	504,137	230,881	36,274	67,207	70,541	47,852	59,919	23,199	10,438	532	14,636	16,167	41,773	107,218	1,189,005	230,500	1,419,505
Change	36,213	1,240	-2,553	1,529	1,850	5,883	2,555	1,208	802	-5	4,713	3,895	9,405	11,259	68,588	10,608	79,196
Change, %	7.7%	0.5%	-6.6%	2.3%	2.7%	14.0%	4.5%	5.5%	8.3%	-0.9%	47.5%	31.7%	29.1%	11.7%	6.1%	4.8%	5.9%

LANZAROTE

	United Kingdom	Germany	Belgium	France	Netherlands	Ireland	Italy	Switzerland	Denmark	Finland	Norway	Sweden	Nordics	Others	International	Mainland	TOTAL
2016	124,641	25,256	4,430	15,158	10,081	22,217	8,263	n.d.	n.d.	n.d.	n.d.	n.d.	1,711	n.d.	222,746	40,996	263,741
2017	135,974	26,466	5,371	14,902	9,514	23,948	10,073	n.d.	n.d.	n.d.	n.d.	n.d.	1,849	n.d.	242,156	33,554	275,710
Change	11,333	1,210	941	-256	-567	1,731	1,810	--	--	--	--	--	138	--	19,410	-7,442	11,969
Change, %	9.1%	4.8%	21.2%	-1.7%	-5.6%	7.8%	21.9%	--	--	--	--	--	8.1%	--	8.7%	-18.2%	4.5%

FUERTEVENTURA

	United Kingdom	Germany	Belgium	France	Netherlands	Ireland	Italy	Switzerland	Denmark	Finland	Norway	Sweden	Nordics	Others	International	Mainland	TOTAL
2016	46,549	71,752	1,694	17,470	5,819	2,897	17,211	n.d.	n.d.	n.d.	n.d.	n.d.	1,768	n.d.	180,857	21,362	202,219
2017	48,138	71,378	1,484	14,629	12,109	3,097	14,958	n.d.	n.d.	n.d.	n.d.	n.d.	1,981	n.d.	184,827	20,610	205,437
Change	1,589	-374	-210	-2,841	6,290	200	-2,253	--	--	--	--	--	213	--	3,970	-752	3,218
Change, %	3.4%	-0.5%	-12.4%	-16.3%	108.1%	6.9%	-13.1%	--	--	--	--	--	12.0%	--	2.2%	-3.5%	1.6%

GRAN CANARIA

	United Kingdom	Germany	Belgium	France	Netherlands	Ireland	Italy	Switzerland	Denmark	Finland	Norway	Sweden	Nordics	Others	International	Mainland	TOTAL
2016	84,999	67,542	12,247	12,783	28,623	4,536	8,993	n.d.	n.d.	n.d.	n.d.	n.d.	24,623	n.d.	278,453	69,261	347,714
2017	94,324	66,003	10,211	14,811	24,854	6,586	10,864	n.d.	n.d.	n.d.	n.d.	n.d.	25,941	n.d.	292,325	83,966	376,290
Change	9,325	-1,539	-2,036	2,028	-3,769	2,050	1,871	--	--	--	--	--	1,318	--	13,872	14,705	28,576
Change, %	11.0%	-2.3%	-16.6%	15.9%	-13.2%	45.2%	20.8%	--	--	--	--	--	5.4%	--	5.0%	21.2%	8.2%

TENERIFE

	United Kingdom	Germany	Belgium	France	Netherlands	Ireland	Italy	Switzerland	Denmark	Finland	Norway	Sweden	Nordics	Others	International	Mainland	TOTAL
2016	208,823	55,598	19,159	18,186	21,356	12,279	22,897	n.d.	n.d.	n.d.	n.d.	n.d.	3,998	n.d.	417,104	80,165	497,269
2017	221,560	57,522	17,834	20,492	20,846	13,834	23,694	n.d.	n.d.	n.d.	n.d.	n.d.	11,780	n.d.	445,751	82,848	528,599
Change	12,737	1,924	-1,325	2,306	-510	1,555	797	--	--	--	--	--	7,782	--	28,647	2,683	31,330
Change, %	6.1%	3.5%	-6.9%	12.7%	-2.4%	12.7%	3.5%	--	--	--	--	--	194.6%	--	6.9%	3.3%	6.3%

LA PALMA


	United Kingdom	Germany	Belgium	France	Netherlands	Ireland	Italy	Switzerland	Denmark	Finland	Norway	Sweden	Nordics	Others	International	Mainland	TOTAL
2016	1,268	6,594	612	2,071	2,599	0	0	n.d.	n.d.	n.d.	n.d.	n.d.	178	1,601	14,923	7,297	22,221
2017	2,355	6,327	1,126	2,156	2,897	388	131	n.d.	n.d.	n.d.	n.d.	n.d.	10	1,858	17,248	8,405	25,653
Change	1,087	-267	514	85	298	388	131	--	--	--	--	--	-168	--	2,325	1,108	3,432
Change, %	85.7%	-4.0%	84.0%	4.1%	11.5%	--	--	--	--	--	--	--	-94.4%	--	15.6%	15.2%	15.4%

Source: Frontur (ISTAC). Tourist arrivals by air.

Note: on the result of the estimated Canary Islands total arrivals, tourists from La Gomera and El Hierro are included.

Tourist arrivals in the Canary Islands (ISTAC)

January - August 2017



CANARY ISLANDS																	
	United Kingdom	Germany	Belgium	France	Netherlands	Ireland	Italy	Switzerland	Denmark	Finland	Norway	Sweden	Nordics	Others	International	Mainland	TOTAL
2016	3,202,370	1,935,560	265,778	432,917	418,679	323,540	316,426	173,542	210,851	138,159	253,198	341,605	943,813	639,358	8,651,989	1,150,035	9,802,024
2017	3,545,510	1,984,941	278,114	424,436	427,792	358,526	373,099	189,953	216,926	154,453	278,375	382,435	1,032,189	743,608	9,358,176	1,170,715	10,528,899
Change	343,140	49,381	12,336	-8,481	9,113	34,986	56,673	16,411	6,075	16,294	25,177	40,830	88,376	104,250	706,187	20,680	726,865
Change, %	10.7%	2.6%	4.6%	-2.0%	2.2%	10.8%	17.9%	9.5%	2.9%	11.8%	9.9%	12.0%	9.4%	16.3%	8.2%	1.8%	7.4%

LANZAROTE																	
	United Kingdom	Germany	Belgium	France	Netherlands	Ireland	Italy	Switzerland	Denmark	Finland	Norway	Sweden	Nordics	Others	International	Mainland	TOTAL
2016	846,715	205,397	27,782	117,650	68,329	162,506	33,670	n.d.	n.d.	n.d.	n.d.	n.d.	65,317	n.d.	1,606,099	186,745	1,792,841
2017	957,920	212,643	33,802	105,262	68,207	180,456	50,973	n.d.	n.d.	n.d.	n.d.	n.d.	69,133	n.d.	1,780,185	164,193	1,944,376
Change	111,205	7,246	6,020	-12,388	-122	17,950	17,303	--	--	--	--	--	3,816	--	174,086	-22,552	151,535
Change, %	13.1%	3.5%	21.7%	-10.5%	-0.2%	11.0%	51.4%	--	--	--	--	--	5.8%	--	10.8%	-12.1%	8.5%

FUERTEVENTURA																	
	United Kingdom	Germany	Belgium	France	Netherlands	Ireland	Italy	Switzerland	Denmark	Finland	Norway	Sweden	Nordics	Others	International	Mainland	TOTAL
2016	340,324	569,728	11,534	104,729	43,187	24,422	82,432	n.d.	n.d.	n.d.	n.d.	n.d.	65,804	n.d.	1,351,136	95,615	1,446,752
2017	360,620	563,781	10,954	88,225	56,059	27,406	88,373	n.d.	n.d.	n.d.	n.d.	n.d.	66,091	n.d.	1,381,188	92,091	1,473,280
Change	20,296	-5,947	-580	-16,504	12,872	2,984	5,941	--	--	--	--	--	287	--	30,052	-3,524	26,528
Change, %	6.0%	-1.0%	-5.0%	-15.8%	29.8%	12.2%	7.2%	--	--	--	--	--	0.4%	--	2.2%	-3.7%	1.8%

GRAN CANARIA																	
	United Kingdom	Germany	Belgium	France	Netherlands	Ireland	Italy	Switzerland	Denmark	Finland	Norway	Sweden	Nordics	Others	International	Mainland	TOTAL
2016	497,171	587,079	74,426	71,595	161,714	46,538	58,097	n.d.	n.d.	n.d.	n.d.	n.d.	544,192	n.d.	2,268,333	372,951	2,641,283
2017	586,541	627,858	77,143	79,772	158,781	52,925	75,869	n.d.	n.d.	n.d.	n.d.	n.d.	591,784	n.d.	2,518,283	368,471	2,886,753
Change	89,370	40,779	2,717	8,177	-2,933	6,387	17,772	--	--	--	--	--	47,592	--	249,950	-4,480	245,470
Change, %	18.0%	6.9%	3.7%	11.4%	-1.8%	13.7%	30.6%	--	--	--	--	--	8.7%	--	11.0%	-1.2%	9.3%

TENERIFE																	
	United Kingdom	Germany	Belgium	France	Netherlands	Ireland	Italy	Switzerland	Denmark	Finland	Norway	Sweden	Nordics	Others	International	Mainland	TOTAL
2016	1,478,974	481,421	143,937	128,856	126,542	88,357	140,915	n.d.	n.d.	n.d.	n.d.	n.d.	261,519	n.d.	3,234,276	453,147	3,687,422
2017	1,594,362	481,214	147,898	137,476	124,269	96,219	155,794	n.d.	n.d.	n.d.	n.d.	n.d.	286,270	n.d.	3,444,853	506,224	3,951,077
Change	115,388	-207	3,961	8,620	-2,273	7,862	14,879	--	--	--	--	--	24,751	--	210,577	53,077	263,655
Change, %	7.8%	0.0%	2.8%	6.7%	-1.8%	8.9%	10.6%	--	--	--	--	--	9.5%	--	6.5%	11.7%	7.2%


LA PALMA																	
	United Kingdom	Germany	Belgium	France	Netherlands	Ireland	Italy	Switzerland	Denmark	Finland	Norway	Sweden	Nordics	Others	International	Mainland	TOTAL
2016	16,202	58,858	4,604	7,357	16,027	591	1,007	n.d.	n.d.	n.d.	n.d.	n.d.	3,100	8,697	116,442	36,396	152,840
2017	26,956	62,703	5,449	12,312	17,430	520	993	n.d.	n.d.	n.d.	n.d.	n.d.	14,615	15,961	156,938	34,159	191,097
Change	10,754	3,845	845	4,955	1,403	-71	-14	--	--	--	--	--	11,515	--	40,496	-2,237	38,257
Change, %	66.4%	6.5%	18.4%	67.4%	8.8%	-12.0%	-1.4%	--	--	--	--	--	371.5%	--	34.8%	-6.1%	25.0%

Source: Frontur (ISTAC). Tourist arrivals by air.

Note: on the result of the estimated Canary Islands total arrivals, tourists from La Gomera and El Hierro are included.

International tourist arrivals in Spain (INE)

August 2017



BY COUNTRY OF RESIDENCE

Monthly

	UK	Germany	Belgium	France	Netherlands	Ireland	Italy	Switzerland	Denmark	Finland	Norway	Sweden	Nordics	Russia	Portugal	Austria	Others	INTERNATIONAL
Aug-16	2,248,819	1,366,503	315,018	2,172,343	477,827	224,548	669,959	164,190	97,906	32,297	89,521	129,809	349,533	160,554	308,361	128,750	1,433,184	10,027,471
Aug-17	2,331,504	1,321,051	303,989	2,054,382	526,349	234,302	650,707	219,971	117,304	12,188	144,907	177,094	451,493	171,990	343,592	171,228	1,642,725	10,426,029
Change	82,685	-45,452	-11,029	-117,961	48,522	9,754	-19,252	55,781	19,398	-20,109	55,386	47,285	101,960	11,436	35,231	42,478	209,541	398,558
Change, %	3.7%	-3.3%	-3.5%	-5.4%	10.2%	4.3%	-2.9%	34.0%	19.8%	-62.3%	61.9%	36.4%	29.2%	7.1%	11.4%	33.0%	14.6%	4.0%

Year-to-date

	UK	Germany	Belgium	France	Netherlands	Ireland	Italy	Switzerland	Denmark	Finland	Norway	Sweden	Nordics	Russia	Portugal	Austria	Others	INTERNATIONAL
Jan-Aug16	12,277,861	7,634,452	1,682,965	8,207,145	2,443,571	1,233,018	2,833,692	1,131,806	803,814	472,437	795,410	1,342,648	3,414,309	710,887	1,371,173	676,151	8,496,203	52,155,971
Jan-Aug17	13,231,638	8,181,104	1,743,840	8,351,335	2,636,058	1,467,293	3,017,914	1,413,253	986,236	343,134	1,041,688	1,559,245	3,930,303	812,675	1,488,657	666,980	10,331,255	57,302,569
Change	953,777	546,652	60,875	144,190	192,487	234,275	184,222	281,447	182,422	-129,303	246,278	216,597	515,994	101,788	117,484	-9,171	1,835,052	5,146,598
Change, %	7.8%	7.2%	3.6%	1.8%	7.9%	19.0%	6.5%	24.9%	22.7%	-27.4%	31.0%	16.1%	15.1%	14.3%	8.6%	-1.4%	21.6%	9.9%

BY AUTONOMOUS COMMUNITY

Monthly


	Canary Islands	Andalusia	Aragon	Asturias	Balearic Islands	Cantabria	C. y Leon	C. La Mancha	Catalonia	Valencian Region	Extremadura	Galicia	Madrid	Murcia	Navarre	Basque Country	La Rioja	SPAIN
Aug-16	1,111,644	1,374,753	83,950	52,938	2,292,425	60,933	236,355	36,481	2,501,193	1,117,241	42,408	210,776	491,071	162,569	38,112	196,230	15,205	10,027,471
Aug-17	1,165,967	1,443,501	81,894	48,399	2,352,365	78,822	254,194	31,192	2,559,865	1,169,271	49,932	231,672	532,398	139,548	41,527	232,388	11,920	10,426,029
Change	54,323	68,748	-2,056	-4,539	59,940	17,889	17,839	-5,289	58,672	52,030	7,524	20,896	41,327	-23,021	3,415	36,158	-3,285	398,558
Change, %	4.9%	5.0%	-2.4%	-8.6%	2.6%	29.4%	7.5%	-14.5%	2.3%	4.7%	17.7%	9.9%	8.4%	-14.2%	9.0%	18.4%	-21.6%	4.0%

Year-to-date

	Canary Islands	Andalusia	Aragon	Asturias	Balearic Islands	Cantabria	C. y Leon	C. La Mancha	Catalonia	Valencian Region	Extremadura	Galicia	Madrid	Murcia	Navarre	Basque Country	La Rioja	SPAIN
Jan-Aug16	8,582,431	7,333,671	431,079	199,957	9,639,686	278,666	807,213	161,174	12,732,903	5,446,771	160,308	727,613	3,730,983	652,595	199,268	961,227	101,275	52,155,971
Jan-Aug17	9,296,466	8,018,276	389,290	214,474	10,248,908	302,756	1,065,834	164,236	13,755,716	6,282,070	259,013	851,932	4,420,507	688,352	253,600	1,014,379	71,103	57,302,569
Change	714,035	684,605	-41,789	14,517	609,222	24,090	258,621	3,062	1,022,813	835,299	98,705	124,319	689,524	35,757	54,332	53,152	-30,172	5,146,598
Change, %	8.3%	9.3%	-9.7%	7.3%	6.3%	8.6%	32.0%	1.9%	8.0%	15.3%	61.6%	17.1%	18.5%	5.5%	27.3%	5.5%	-29.8%	9.9%

Tourist arrivals in the Canary Islands (ISTAC)

August 2017



Number of tourists by holiday package booking

August 2017					
	Book	Do not book	TOTAL	% Book	% Do not book
International	789,942	399,059	1,189,001	66.4%	33.6%
- Germany	178,095	52,786	230,881	77.1%	22.9%
- Netherlands	56,997	13,544	70,541	80.8%	19.2%
- Ireland	18,133	29,719	47,852	37.9%	62.1%
- Nordics	26,934	14,838	41,772	64.5%	35.5%
- United Kingdom	340,610	163,527	504,137	67.6%	32.4%
- Switzerland	14,312	8,887	23,199	61.7%	38.3%
- Others	154,861	115,757	270,618	57.2%	42.8%
Spanish Mainland	102,778	127,726	230,504	44.6%	55.4%
TOTAL	892,720	526,785	1,419,505	62.9%	37.1%

January - August 2017					
	Book	Do not book	TOTAL	% Book	% Do not book
International	5,943,303	3,414,865	9,358,169	63.5%	36.5%
- Germany	1,503,121	481,819	1,984,941	75.7%	24.3%
- Netherlands	328,281	99,512	427,792	76.7%	23.3%
- Ireland	127,437	231,090	358,526	35.5%	64.5%
- Nordics	746,340	285,850	1,032,188	72.3%	27.7%
- United Kingdom	2,143,455	1,402,055	3,545,510	60.5%	39.5%
- Switzerland	109,497	80,457	189,953	57.6%	42.4%
- Others	985,172	834,084	1,819,256	54.2%	45.8%
Spanish Mainland	434,205	736,516	1,170,720	37.1%	62.9%
TOTAL	6,377,509	4,151,380	10,528,889	60.6%	39.4%

Share of tourists by accommodation type

August 2017					
	Hotels	Rental	Property	Cruise	Others
International	81.7%	9.1%	1.9%	0.1%	7.2%
- Germany	84.8%	7.6%	2.5%	0.3%	4.8%
- Netherlands	83.6%	12.9%	0.6%	0.0%	2.9%
- Ireland	72.4%	19.0%	2.4%	0.1%	6.0%
- Nordics	71.5%	11.2%	5.2%	0.0%	12.2%
- United Kingdom	84.2%	6.7%	1.5%	0.0%	7.6%
- Switzerland	81.2%	9.4%	2.8%	0.0%	6.7%
- Others	77.4%	11.9%	1.8%	0.0%	9.0%
Spanish Mainland	73.4%	11.6%	1.1%	0.0%	13.9%
TOTAL	80.4%	9.5%	1.8%	0.1%	8.3%


January - August 2017					
	Hotels	Rental	Property	Cruise	Others
International	80.5%	9.2%	2.4%	1.5%	6.4%
- Germany	79.7%	8.7%	2.6%	5.3%	3.8%
- Netherlands	84.0%	11.1%	0.9%	0.6%	3.4%
- Ireland	77.9%	13.8%	2.4%	0.2%	5.7%
- Nordics	82.6%	9.8%	2.6%	0.3%	4.8%
- United Kingdom	81.6%	8.2%	2.3%	0.7%	7.2%
- Switzerland	82.1%	9.7%	2.6%	0.4%	5.3%
- Others	77.6%	10.0%	2.5%	0.3%	9.6%
Spanish Mainland	69.2%	11.1%	1.9%	0.4%	17.4%
TOTAL	79.2%	9.4%	2.3%	1.4%	7.6%

Source: Frontur (ISTAC). Tourist arrivals by air.

Note: on the result of the estimated Canary Islands total arrivals, tourists from La Gomera and El Hierro are included.

Tourist arrivals in the Canary Islands (ISTAC)

August 2017



Number of tourists by holiday package booking and island of stay

August 2017							
	Lanzarote	Fuerteventura	Gran Canaria	Tenerife	La Palma	CANARY ISLANDS	
Book	Total	190,135	155,433	247,686	290,967	13,210	892,720
	- International	175,986	147,132	207,028	252,217	10,091	789,942
	- Spanish Mainland	14,150	8,301	40,658	38,751	3,119	102,778
Do not book	Total	91,441	55,668	135,578	246,602	16,548	526,785
	- International	69,854	40,633	89,334	200,463	9,543	399,059
	- Spanish Mainland	21,587	15,035	46,244	46,139	7,005	127,726
TOTAL	All markets	281,576	211,101	383,264	537,569	29,758	1,419,505
	- International	245,840	187,765	296,362	452,680	19,634	1,189,001
	- Spanish Mainland	35,737	23,336	86,901	84,889	10,124	230,504
% book package	Total	67.5%	73.6%	64.6%	54.1%	44.4%	62.9%
	- International	71.6%	78.4%	69.9%	55.7%	51.4%	66.4%
	- Spanish Mainland	39.6%	35.6%	46.8%	45.6%	30.8%	44.6%

January - August 2017							
	Lanzarote	Fuerteventura	Gran Canaria	Tenerife	La Palma	CANARY ISLANDS	
Book	Total	1,293,511	1,228,627	1,862,996	2,253,056	143,052	6,377,509
	- International	1,224,932	1,188,941	1,745,288	2,031,745	130,870	5,943,303
	- Spanish Mainland	68,580	39,686	117,707	221,311	12,184	434,205
Do not book	Total	789,097	376,236	1,098,743	1,870,950	115,084	4,151,380
	- International	680,136	309,791	830,346	1,567,147	85,365	3,414,865
	- Spanish Mainland	108,960	66,443	268,399	303,804	29,718	736,516
TOTAL	All markets	2,082,607	1,604,861	2,961,737	4,124,007	258,137	10,528,889
	- International	1,905,070	1,498,732	2,575,634	3,598,892	216,236	9,358,169
	- Spanish Mainland	177,539	106,127	386,105	525,114	41,902	1,170,720
% book package	Total	62.1%	76.6%	62.9%	54.6%	55.4%	60.6%
	- International	64.3%	79.3%	67.8%	56.5%	60.5%	63.5%
	- Spanish Mainland	38.6%	37.4%	30.5%	42.1%	29.1%	37.1%

Share of tourists by accommodation type and island of stay

August 2017							
	Lanzarote	Fuerteventura	Gran Canaria	Tenerife	La Palma	CANARY ISLANDS	
International	Hotels	81.0%	89.3%	79.5%	80.0%	68.4%	81.7%
	Rental	13.4%	6.0%	11.7%	6.5%	22.8%	9.1%
	Property	0.8%	1.9%	1.5%	2.6%	4.2%	1.9%
	Cruise	0.2%	0.0%	0.2%	0.1%	1.2%	0.1%
	Others	4.6%	2.9%	7.1%	10.8%	3.4%	7.2%
Spanish Mainland	Hotels	77.6%	70.3%	71.2%	73.8%	64.1%	73.4%
	Rental	5.7%	15.4%	13.9%	10.1%	20.4%	11.6%
	Property	1.4%	0.8%	0.8%	1.3%	1.9%	1.1%
	Cruise	0.0%	0.0%	0.0%	0.0%	0.0%	0.0%
	Others	15.3%	13.4%	14.1%	14.7%	13.6%	13.9%
TOTAL	Hotels	80.5%	87.2%	77.6%	79.0%	67.0%	80.4%
	Rental	12.4%	7.0%	12.2%	7.1%	22.0%	9.5%
	Property	0.9%	1.8%	1.3%	2.4%	3.5%	1.8%
	Cruise	0.2%	0.0%	0.2%	0.1%	0.8%	0.1%
	Others	6.0%	4.0%	8.7%	11.4%	6.9%	8.3%

January - August 2017							
	Lanzarote	Fuerteventura	Gran Canaria	Tenerife	La Palma	CANARY ISLANDS	
International	Hotels	78.6%	82.4%	75.3%	78.2%	53.6%	80.5%
	Rental	11.4%	7.2%	11.3%	6.0%	18.1%	9.2%
	Property	1.3%	1.4%	1.8%	3.4%	4.0%	2.4%
	Cruise	4.9%	6.3%	5.2%	3.3%	19.6%	1.5%
	Others	3.8%	2.6%	6.4%	9.1%	4.7%	6.4%
Spanish Mainland	Hotels	78.4%	68.6%	63.2%	70.4%	58.2%	69.2%
	Rental	5.4%	13.2%	13.9%	9.6%	20.5%	11.1%
	Property	1.6%	2.8%	1.7%	1.8%	2.7%	1.9%
	Cruise	1.0%	1.5%	0.5%	0.9%	4.3%	0.4%
	Others	13.6%	13.8%	20.8%	17.3%	14.3%	17.4%
TOTAL	Hotels	78.6%	81.5%	73.7%	77.2%	54.4%	79.2%
	Rental	10.9%	7.6%	11.6%	6.5%	18.5%	9.4%
	Property	1.3%	1.5%	1.8%	3.2%	3.7%	2.3%
	Cruise	4.6%	6.0%	4.6%	3.0%	17.1%	1.4%
	Others	4.7%	3.3%	8.3%	10.1%	6.2%	7.6%

Source: Frontur (ISTAC). Tourist arrivals by air.

Note: in the islands are included tourists who have chosen the island as the main destination of their trip or as a secondary destination.