


Tourist arrivals in the Canary Islands (ISTAC)

August 2021 (vs. 2019)



CANARY ISLANDS

	United Kingdom	Germany	Belgium	France	Netherlands	Ireland	Italy	Switzerland	Denmark	Finland	Norway	Sweden	Nordics	Others	International	Mainland	TOTAL
2019	447,865	177,925	33,860	65,621	55,613	58,350	44,279	16,478	8,414	444	11,587	10,649	31,094	104,389	1,035,474	254,436	1,289,910
2021	153,166	115,617	30,341	61,973	43,180	28,771	41,167	9,814	7,708	51	1,670	3,606	13,035	69,988	567,052	271,463	838,515
Change	-294,699	-62,308	-3,519	-3,648	-12,433	-29,579	-3,112	-6,664	-706	-393	-9,917	-7,043	-18,059	-34,401	-468,422	17,027	-451,395
Change, %	-65.8%	-35.0%	-10.4%	-5.6%	-22.4%	-50.7%	-7.0%	-40.4%	-8.4%	-88.5%	-85.6%	-66.1%	-58.1%	-33.0%	-45.2%	6.7%	-35.0%

LANZAROTE

	United Kingdom	Germany	Belgium	France	Netherlands	Ireland	Italy	Switzerland	Denmark	Finland	Norway	Sweden	Nordics	Others	International	Mainland	TOTAL
2019	123,849	22,303	4,449	19,213	7,754	31,571	7,038	-	-	-	-	-	2,375	12,832	231,383	42,400	273,783
2021	46,660	11,057	3,114	13,824	5,103	16,572	5,994	-	-	-	-	-	1,784	6,809	110,918	63,066	173,983
Change	-77,189	-11,246	-1,335	-5,389	-2,651	-14,999	-1,044	--	--	--	--	--	-591	-6,023	-120,465	20,666	-99,800
Change, %	-62.3%	-50.4%	-30.0%	-28.0%	-34.2%	-47.5%	-14.8%	--	--	--	--	--	-24.9%	-46.9%	-52.1%	48.7%	-36.5%

FUERTEVENTURA

	United Kingdom	Germany	Belgium	France	Netherlands	Ireland	Italy	Switzerland	Denmark	Finland	Norway	Sweden	Nordics	Others	International	Mainland	TOTAL
2019	42,671	55,424	1,445	11,261	3,872	2,698	11,823	-	-	-	-	-	1,753	17,949	148,895	26,257	175,153
2021	17,020	39,705	1,023	14,244	4,489	1,254	11,427	-	-	-	-	-	2,995	13,596	105,753	35,274	141,027
Change	-25,651	-15,719	-422	2,983	617	-1,444	-396	--	--	--	--	--	1,242	-4,353	-43,142	9,017	-34,126
Change, %	-60.1%	-28.4%	-29.2%	26.5%	15.9%	-53.5%	-3.3%	--	--	--	--	--	70.8%	-24.3%	-29.0%	34.3%	-19.5%

GRAN CANARIA

	United Kingdom	Germany	Belgium	France	Netherlands	Ireland	Italy	Switzerland	Denmark	Finland	Norway	Sweden	Nordics	Others	International	Mainland	TOTAL
2019	80,003	46,627	8,818	13,749	22,744	7,564	9,184	-	-	-	-	-	21,903	36,455	247,046	81,876	328,922
2021	23,019	28,468	7,617	13,156	16,954	3,430	6,164	-	-	-	-	-	6,420	20,310	125,539	68,366	193,905
Change	-56,984	-18,159	-1,201	-593	-5,790	-4,134	-3,020	--	--	--	--	--	-15,483	-16,145	-121,507	-13,510	-135,017
Change, %	-71.2%	-38.9%	-13.6%	-4.3%	-25.5%	-54.7%	-32.9%	--	--	--	--	--	-70.7%	-44.3%	-49.2%	-16.5%	-41.0%

TENERIFE

	United Kingdom	Germany	Belgium	France	Netherlands	Ireland	Italy	Switzerland	Denmark	Finland	Norway	Sweden	Nordics	Others	International	Mainland	TOTAL
2019	199,494	46,685	18,425	21,562	19,665	16,810	18,592	-	-	-	-	-	5,156	53,977	400,366	101,346	501,712
2021	65,233	32,339	18,321	22,680	16,097	7,508	19,319	-	-	-	-	-	1,876	38,760	222,134	104,534	326,668
Change	-134,261	-14,346	-104	1,118	-3,568	-9,302	727	--	--	--	--	--	-3,280	-15,217	-178,232	3,188	-175,044
Change, %	-67.3%	-30.7%	-0.6%	5.2%	-18.1%	-55.3%	3.9%	--	--	--	--	--	-63.6%	-28.2%	-44.5%	3.1%	-34.9%

LA PALMA

	United Kingdom	Germany	Belgium	France	Netherlands	Ireland	Italy	Switzerland	Denmark	Finland	Norway	Sweden	Nordics	Others	International	Mainland	TOTAL
2019	2,064	5,477	811	1,463	2,129	154	417	-	-	-	-	-	299	2,215	15,027	11,438	26,465
2021	1,159	3,298	339	615	762	54	182	-	-	-	-	-	0	1,577	7,986	14,854	22,839
Change	-905	-2,179	-472	-848	-1,367	-100	-235	--	--	--	--	--	-299	-638	-7,041	3,416	-3,626
Change, %	-43.8%	-39.8%	-58.2%	-58.0%	-64.2%	-64.9%	-56.4%	--	--	--	--	--	-100.0%	-28.8%	-46.9%	29.9%	-13.7%

Source: Frantur (ISTAC). Tourist arrivals by air.

Note: on the result of the estimated Canary Islands total arrivals, tourists from La Gomera and El Hierro are included. Only main tourists are taken into account in each island.

Tourist arrivals in the Canary Islands (ISTAC)

January - August 2021 (vs. 2019)



CANARY ISLANDS

	United Kingdom	Germany	Belgium	France	Netherlands	Ireland	Italy	Switzerland	Denmark	Finland	Norway	Sweden	Nordics	Others	International	Mainland	TOTAL
2019	3,342,012	1,711,397	274,559	410,949	385,517	404,911	306,615	162,094	191,032	147,118	265,155	323,206	926,511	777,497	8,702,056	1,378,612	10,080,669
2021	240,130	479,489	101,579	236,842	101,987	51,755	129,938	47,159	28,174	1,540	6,102	28,980	64,796	323,974	1,777,644	809,426	2,587,070
Change	-3,101,882	-1,231,908	-172,980	-174,107	-283,530	-353,156	-176,677	-114,935	-162,858	-145,578	-259,053	-294,226	-861,715	-453,523	-6,924,412	-569,186	-7,493,599
Change, %	-92.8%	-72.0%	-63.0%	-42.4%	-73.5%	-87.2%	-57.6%	-70.9%	-85.3%	-99.0%	-97.7%	-91.0%	-93.0%	-58.3%	-79.6%	-41.3%	-74.3%

LANZAROTE

	United Kingdom	Germany	Belgium	France	Netherlands	Ireland	Italy	Switzerland	Denmark	Finland	Norway	Sweden	Nordics	Others	International	Mainland	TOTAL
2019	961,351	262,396	35,822	113,911	64,570	219,189	47,484	-	-	-	-	-	57,668	104,349	1,866,731	215,861	2,082,591
2021	69,369	60,596	9,672	54,465	11,046	25,914	17,646	-	-	-	-	-	7,004	26,064	281,779	164,546	446,323
Change	-891,982	-201,800	-26,150	-59,446	-53,524	-193,275	-29,838	--	--	--	--	--	-50,664	-78,285	-1,584,952	-51,315	-1,636,268
Change, %	-92.8%	-76.9%	-73.0%	-52.2%	-82.9%	-88.2%	-62.8%	--	--	--	--	--	-87.9%	-75.0%	-84.9%	-23.8%	-78.6%

FUERTEVENTURA

	United Kingdom	Germany	Belgium	France	Netherlands	Ireland	Italy	Switzerland	Denmark	Finland	Norway	Sweden	Nordics	Others	International	Mainland	TOTAL
2019	348,796	500,746	10,966	78,614	33,662	24,038	61,294	-	-	-	-	-	51,436	134,694	1,244,248	121,355	1,365,602
2021	25,072	165,865	4,864	38,847	9,845	3,098	30,505	-	-	-	-	-	13,649	53,861	345,608	89,959	435,566
Change	-323,724	-334,881	-6,102	-39,767	-23,817	-20,940	-30,789	--	--	--	--	--	-37,787	-80,833	-898,640	-31,396	-930,036
Change, %	-92.8%	-66.9%	-55.6%	-50.6%	-70.8%	-87.1%	-50.2%	--	--	--	--	--	-73.5%	-60.0%	-72.2%	-25.9%	-68.1%

GRAN CANARIA

	United Kingdom	Germany	Belgium	France	Netherlands	Ireland	Italy	Switzerland	Denmark	Finland	Norway	Sweden	Nordics	Others	International	Mainland	TOTAL
2019	517,794	563,337	72,456	67,233	153,842	52,051	66,366	-	-	-	-	-	576,390	276,226	2,345,691	457,914	2,803,605
2021	38,596	155,072	23,943	41,222	42,222	6,557	23,517	-	-	-	-	-	34,449	98,210	463,787	216,596	680,384
Change	-479,198	-408,265	-48,513	-26,011	-111,620	-45,494	-42,849	--	--	--	--	--	-541,941	-178,016	-1,881,904	-241,318	-2,123,221
Change, %	-92.5%	-72.5%	-67.0%	-38.7%	-72.6%	-87.4%	-64.6%	--	--	--	--	--	-94.0%	-64.4%	-80.2%	-52.7%	-75.7%

TENERIFE

	United Kingdom	Germany	Belgium	France	Netherlands	Ireland	Italy	Switzerland	Denmark	Finland	Norway	Sweden	Nordics	Others	International	Mainland	TOTAL
2019	1,518,778	501,592	149,304	151,253	122,515	111,961	137,760	-	-	-	-	-	234,958	444,742	3,372,861	585,612	3,958,474
2021	107,252	154,351	61,481	107,519	37,654	16,331	62,924	-	-	-	-	-	9,970	196,483	753,963	334,877	1,088,842
Change	-1,411,526	-347,241	-87,823	-43,734	-84,861	-95,630	-74,836	--	--	--	--	--	-224,988	-248,259	-2,618,898	-250,735	-2,869,632
Change, %	-92.9%	-69.2%	-58.8%	-28.9%	-69.3%	-85.4%	-54.3%	--	--	--	--	--	-95.8%	-55.8%	-77.6%	-42.8%	-72.5%

LA PALMA


	United Kingdom	Germany	Belgium	France	Netherlands	Ireland	Italy	Switzerland	Denmark	Finland	Norway	Sweden	Nordics	Others	International	Mainland	TOTAL
2019	27,376	95,850	5,038	9,619	15,404	1,388	2,202	-	-	-	-	-	8,158	24,486	189,514	43,424	232,938
2021	1,721	31,978	1,406	2,601	1,867	141	784	-	-	-	-	-	369	7,067	47,934	40,031	87,964
Change	-25,655	-63,872	-3,632	-7,018	-13,537	-1,247	-1,418	--	--	--	--	--	-7,789	-17,419	-141,580	-3,393	-144,974
Change, %	-93.7%	-66.6%	-72.1%	-73.0%	-87.9%	-89.8%	-64.4%	--	--	--	--	--	-95.5%	-71.1%	-74.7%	-7.8%	-62.2%

Source: Frontur (ISTAC). Tourist arrivals by air.

Note: on the result of the estimated Canary Islands total arrivals, tourists from La Gomera and El Hierro are included. Only main tourists are taken into account in each island.

International tourist arrivals in Spain (INE)

August 2021



BY COUNTRY OF RESIDENCE

Monthly

	UK	Germany	Belgium	France	Netherlands	Ireland	Italy	Switzerland	Denmark	Finland	Norway	Sweden	Nordics	Russia	Portugal	Austria	Others	INTERNATIONAL
August-19	2,172,298	1,130,065	306,038	2,019,857	454,867	266,927	671,330	196,316	105,006	34,339	101,213	150,613	391,171	177,019	389,692	183,852	1,724,806	10,118,366
August-21	714,668	677,599	238,775	1,291,048	413,922	111,332	309,297	143,851	77,009	7,007	13,641	77,826	175,483	14,862	253,249	110,437	354,313	5,194,212
Change	-1,457,630	-452,466	-67,263	-728,809	-40,945	-155,595	-362,033	-52,465	-27,997	-27,332	-87,572	-72,787	-215,688	-162,157	-136,443	-73,415	-1,370,493	-4,924,154
Change, %	-67.1%	-40.0%	-22.0%	-36.1%	-9.0%	-58.3%	-53.9%	-26.7%	-26.7%	-79.6%	-86.5%	-48.3%	-55.1%	-91.6%	-35.0%	-39.9%	-79.5%	-48.7%

Year-to-date

	UK	Germany	Belgium	France	Netherlands	Ireland	Italy	Switzerland	Denmark	Finland	Norway	Sweden	Nordics	Russia	Portugal	Austria	Others	INTERNATIONAL
Jan-Aug19	12,616,033	7,701,866	1,805,325	8,143,470	2,624,781	1,551,275	3,179,980	1,221,971	809,973	485,536	990,187	1,412,559	3,698,255	937,670	1,738,140	895,806	11,639,667	58,116,488
Jan-Aug21	1,543,184	2,554,587	734,807	3,352,862	996,975	218,744	838,758	511,647	283,554	37,182	60,744	326,319	707,799	59,932	663,833	232,621	1,877,671	15,008,338
Change	-11,072,849	-5,147,279	-1,070,518	-4,790,608	-1,627,806	-1,332,531	-2,341,222	-710,324	-526,419	-448,354	-929,443	-1,086,240	-2,990,456	-877,738	-1,074,307	-663,185	-9,761,996	-43,108,150
Change, %	-87.8%	-66.8%	-59.3%	-58.8%	-62.0%	-85.9%	-73.6%	-58.1%	-65.0%	-92.3%	-93.9%	-76.9%	-80.9%	-93.6%	-61.8%	-74.0%	-83.9%	-74.2%

BY AUTONOMOUS COMMUNITY

Monthly


	Canary Islands	Andalusia	Aragon	Asturias	Basque Country	Cantabria	C. y Leon	C. La Mancha	Catalonia	Valencian Region	Extremadura	Galicia	Madrid	Murcia	Navarre	Basque Country	La Rioja	SPAIN
August-19	1,040,312	1,403,701	69,372	48,358	2,256,991	92,124	215,384	34,873	2,363,331	1,270,706	35,727	287,257	542,359	150,187	76,523	213,221	15,774	10,118,366
August-21	569,207	698,992	32,138	27,638	1,307,422	32,155	90,294	12,399	1,075,887	753,864	23,926	160,874	231,052	61,773	16,885	89,096	0	5,194,212
Change	-471,105	-704,709	-37,234	-20,720	-949,569	-59,969	-125,090	-22,474	-1,287,444	-516,842	-11,801	-126,383	-311,307	-88,414	-59,638	-124,125	-15,774	-4,924,154
Change, %	-45.3%	-50.2%	-53.7%	-42.8%	-42.1%	-65.1%	-58.1%	-64.4%	-54.5%	-40.7%	-33.0%	-44.0%	-57.4%	-58.9%	-77.9%	-58.2%	-100.0%	-48.7%

Year-to-date

	Canary Islands	Andalusia	Aragon	Asturias	Basque Country	Cantabria	C. y Leon	C. La Mancha	Catalonia	Valencian Region	Extremadura	Galicia	Madrid	Murcia	Navarre	Basque Country	La Rioja	SPAIN
Jan-Aug19	8,677,013	8,284,661	385,611	176,170	10,141,248	299,237	880,513	183,558	13,646,697	6,657,865	81,003	1,151,576	5,036,381	756,200	212,719	1,136,329	15,774	58,116,488
Jan-Aug21	1,737,038	1,929,214	100,913	71,674	3,883,180	92,912	281,505	38,315	2,865,213	1,970,637	61,664	439,214	887,762	167,882	35,296	326,093	0	15,008,338
Change	-6,939,975	-6,355,447	-284,698	-104,496	-6,258,068	-206,325	-599,008	-145,243	-10,781,484	-4,687,228	-19,339	-712,362	-4,148,619	-588,318	-177,423	-810,236	-15,774	-43,108,150
Change, %	-80.0%	-76.7%	-73.8%	-59.3%	-61.7%	-69.0%	-68.0%	-79.1%	-79.0%	-70.4%	-23.9%	-61.9%	-82.4%	-77.8%	-83.4%	-71.3%	-100.0%	-74.2%

Tourist arrivals in the Canary Islands (ISTAC)

August 2021



Number of tourists by holiday package booking and country of residence

August 2021

	Book	Do not book	TOTAL	% Book	% Do not book
International	291,900	275,152	567,052	51.5%	48.5%
- Germany	69,030	46,587	115,617	59.7%	40.3%
- Netherlands	29,637	13,543	43,180	68.6%	31.4%
- Ireland	7,080	21,690	28,771	24.6%	75.4%
- Nordics	9,088	3,947	13,035	69.7%	30.3%
- United Kingdom	85,892	67,275	153,166	56.1%	43.9%
- Switzerland	4,146	5,668	9,814	42.2%	57.8%
- Others	87,027	116,442	203,469	42.8%	57.2%
Spanish Mainland	46,154	225,309	271,463	17.0%	83.0%
TOTAL	338,054	500,461	838,515	40.3%	59.7%

January - August 2021

	Book	Do not book	TOTAL	% Book	% Do not book
International	780,332	997,312	1,777,646	43.9%	56.1%
- Germany	260,397	219,092	479,489	54.3%	45.7%
- Netherlands	62,283	39,704	101,986	61.1%	38.9%
- Ireland	11,158	40,594	51,755	21.6%	78.4%
- Nordics	41,267	23,530	64,796	63.7%	36.3%
- United Kingdom	114,064	126,065	240,130	47.5%	52.5%
- Switzerland	14,194	32,966	47,159	30.1%	69.9%
- Others	276,969	515,361	792,331	35.0%	65.0%
Spanish Mainland	119,082	690,344	809,426	14.7%	85.3%
TOTAL	899,414	1,687,656	2,587,072	34.8%	65.2%

Share of tourists by accommodation type and country of residence

August 2021

	Hotels and similar	Rental	Property	Cruise	Others
International	72.8%	7.9%	5.7%	0.0%	13.6%
- Germany	74.0%	6.1%	7.5%	0.1%	12.4%
- Netherlands	81.0%	6.6%	3.4%	0.0%	9.1%
- Ireland	58.4%	18.0%	4.6%	0.3%	18.8%
- Nordics	80.3%	5.2%	4.8%	0.0%	9.6%
- United Kingdom	74.2%	8.0%	6.6%	0.0%	11.2%
- Switzerland	70.4%	12.8%	6.2%	0.0%	10.6%
- Others	71.1%	7.6%	4.7%	0.0%	16.7%
Spanish Mainland	53.6%	16.2%	1.7%	0.0%	28.5%
TOTAL	66.6%	10.6%	4.4%	0.0%	18.4%

January - August 2021


	Hotels and similar	Rental	Property	Cruise	Others
International	65.2%	9.9%	6.8%	2.5%	15.6%
- Germany	61.0%	9.5%	8.1%	9.1%	12.3%
- Netherlands	77.7%	7.4%	4.1%	0.0%	10.8%
- Ireland	56.1%	18.8%	5.9%	0.2%	19.0%
- Nordics	77.4%	6.7%	6.7%	0.0%	9.1%
- United Kingdom	69.0%	8.6%	8.6%	0.1%	13.7%
- Switzerland	67.2%	12.1%	6.0%	0.3%	14.4%
- Others	64.4%	10.4%	5.8%	0.1%	19.3%
Spanish Mainland	55.4%	16.7%	1.5%	0.0%	26.4%
TOTAL	62.1%	12.0%	5.1%	1.7%	19.0%

Source: Frontur (ISTAC). Tourist arrivals by air.

Note: on the result of the estimated Canary Islands total arrivals, tourists from La Gomera and El Hierro are included.

Tourist arrivals in the Canary Islands (ISTAC)

August 2021



Number of tourists by holiday package booking and island of stay

August 2021

	Lanzarote	Fuerteventura	Gran Canaria	Tenerife	La Palma	CANARY ISLANDS	
Book	Total	70,462	66,577	81,378	115,803	4,852	338,054
	- International	58,002	62,835	72,949	94,993	2,574	291,900
	- Spanish Mainland	12,460	3,742	8,429	20,810	2,278	46,154
Do not book	Total	103,520	74,451	112,527	210,865	17,987	500,461
	- International	52,915	42,918	52,590	127,140	5,411	275,152
	- Spanish Mainland	50,605	31,533	59,937	83,725	12,576	225,309
TOTAL	All markets	173,984	141,027	193,905	326,667	22,839	838,515
	- International	110,918	105,753	125,539	222,133	7,985	567,052
	- Spanish Mainland	63,066	35,274	68,366	104,534	14,854	271,463
% book package	Total	40.5%	47.2%	42.0%	35.4%	21.2%	40.3%
	- International	52.3%	59.4%	58.1%	42.8%	32.2%	51.5%
	- Spanish Mainland	19.8%	10.6%	12.3%	19.9%	15.3%	17.0%

January - August 2021

	Lanzarote	Fuerteventura	Gran Canaria	Tenerife	La Palma	CANARY ISLANDS	
Book	Total	161,637	210,848	267,702	324,416	29,437	899,414
	- International	133,697	201,188	249,237	263,817	23,560	780,332
	- Spanish Mainland	27,940	9,660	18,465	60,599	5,877	119,082
Do not book	Total	284,682	224,725	412,681	764,425	58,528	1,687,656
	- International	148,079	144,423	214,550	490,147	24,372	997,312
	- Spanish Mainland	136,603	80,302	198,131	274,278	34,156	690,344
TOTAL	All markets	446,322	435,570	680,385	1,088,842	87,964	2,587,072
	- International	281,777	345,610	463,787	753,964	47,931	1,777,646
	- Spanish Mainland	164,545	89,960	216,598	334,878	40,033	809,426
% book package	Total	36.2%	48.4%	39.3%	29.8%	33.5%	34.8%
	- International	47.4%	58.2%	53.7%	35.0%	49.2%	43.9%
	- Spanish Mainland	17.0%	10.7%	8.5%	18.1%	14.7%	14.7%

Share of tourists by accommodation type and island of stay

August 2021

	Lanzarote	Fuerteventura	Gran Canaria	Tenerife	La Palma	CANARY ISLANDS	
International	Hotels	65.4%	80.1%	80.0%	69.0%	45.2%	72.8%
	Rental	17.3%	11.5%	4.9%	3.2%	20.7%	7.9%
	Property	3.1%	3.6%	2.8%	9.3%	5.3%	5.7%
	Cruise	0.2%	0.0%	0.0%	0.0%	0.0%	0.0%
	Others	14.0%	4.8%	12.2%	18.5%	28.8%	13.6%
Spanish Mainland	Hotels	53.2%	56.2%	49.7%	55.4%	54.1%	53.6%
	Rental	19.4%	19.4%	9.1%	17.9%	25.5%	16.2%
	Property	1.2%	2.1%	1.8%	1.6%	1.3%	1.7%
	Cruise	0.0%	0.0%	0.0%	0.0%	0.0%	0.0%
	Others	26.2%	22.3%	39.4%	25.0%	19.1%	28.5%
TOTAL	Hotels	61.0%	74.2%	69.3%	64.7%	51.0%	66.6%
	Rental	18.1%	13.5%	6.4%	7.9%	23.8%	10.6%
	Property	2.4%	3.2%	2.5%	6.8%	2.7%	4.4%
	Cruise	0.1%	0.0%	0.0%	0.0%	0.0%	0.0%
	Others	18.4%	9.2%	21.8%	20.6%	22.5%	18.4%

January - August 2021

	Lanzarote	Fuerteventura	Gran Canaria	Tenerife	La Palma	CANARY ISLANDS	
International	Hotels	55.0%	71.3%	66.9%	59.2%	21.6%	65.2%
	Rental	17.8%	13.7%	6.3%	6.5%	14.2%	9.9%
	Property	3.9%	3.3%	4.3%	9.8%	5.1%	6.8%
	Cruise	8.9%	5.6%	9.5%	4.0%	38.1%	2.5%
	Others	14.4%	6.1%	13.0%	20.4%	21.0%	15.6%
Spanish Mainland	Hotels	55.3%	53.1%	55.3%	56.3%	56.1%	55.4%
	Rental	20.4%	24.2%	8.9%	17.4%	26.1%	16.7%
	Property	1.2%	2.2%	1.5%	1.4%	1.2%	1.5%
	Cruise	0.0%	0.0%	0.0%	0.0%	0.0%	0.0%
	Others	23.1%	20.5%	34.3%	24.9%	16.6%	26.4%
TOTAL	Hotels	55.1%	67.5%	63.2%	58.3%	37.3%	62.1%
	Rental	18.8%	15.9%	7.1%	9.9%	19.6%	12.0%
	Property	2.9%	3.1%	3.4%	7.3%	3.3%	5.1%
	Cruise	5.6%	4.4%	6.5%	2.8%	20.8%	1.7%
	Others	17.6%	9.1%	19.8%	21.8%	19.0%	19.0%

Source: Frontur (ISTAC). Tourist arrivals by air.

Note: in the islands are included tourists who have chosen the island as the main destination of their trip or as a secondary destination.