

# Tourist arrivals in the Canary Islands (ISTAC)

August 2022 (vs. 2019)



## CANARY ISLANDS

	United Kingdom	Germany	Belgium	France	Netherlands	Ireland	Italy	Switzerland	Denmark	Finland	Norway	Sweden	Nordics	Others	International	Mainland	TOTAL
2019	447,865	177,925	33,860	65,621	55,613	58,350	44,279	16,478	8,414	444	11,587	10,649	31,094	104,389	1,035,474	254,436	1,289,910
2022	476,249	171,017	39,432	78,361	65,225	54,269	56,369	13,536	13,607	48	12,584	5,546	31,785	94,259	1,080,501	254,029	1,334,530
Change	28,384	-6,908	5,572	12,740	9,612	-4,081	12,090	-2,942	5,193	-396	997	-5,103	691	-10,130	45,027	-407	44,620
Change, %	6.3%	-3.9%	16.5%	19.4%	17.3%	-7.0%	27.3%	-17.9%	61.7%	-89.2%	8.6%	-47.9%	2.2%	-9.7%	4.3%	-0.2%	3.46%

## LANZAROTE

	United Kingdom	Germany	Belgium	France	Netherlands	Ireland	Italy	Switzerland	Denmark	Finland	Norway	Sweden	Nordics	Others	International	Mainland	TOTAL
2019	123,407	22,036	4,424	18,834	7,754	31,435	6,733	-	-	-	-	-	2,177	11,732	228,532	39,983	268,515
2022	123,729	16,909	5,945	16,779	8,343	29,067	9,227	-	-	-	-	-	3,777	8,772	222,547	51,540	274,088
Change	322	-5,127	1,521	-2,055	589	-2,368	2,494	--	--	--	--	--	1,600	-2,960	-5,985	11,557	5,573
Change, %	0.3%	-23.3%	34.4%	-10.9%	7.6%	-7.5%	37.0%	--	--	--	--	--	73.5%	-25.2%	-2.6%	28.9%	2.1%

## FUERTEVENTURA

	United Kingdom	Germany	Belgium	France	Netherlands	Ireland	Italy	Switzerland	Denmark	Finland	Norway	Sweden	Nordics	Others	International	Mainland	TOTAL
2019	42,595	55,383	1,414	10,706	3,872	2,609	10,156	-	-	-	-	-	1,711	17,676	146,121	24,718	170,839
2022	58,274	60,730	362	14,537	7,081	3,391	13,560	-	-	-	-	-	1,847	19,917	179,700	22,366	202,066
Change	15,679	5,347	-1,052	3,831	3,209	782	3,404	--	--	--	--	--	136	2,241	33,579	-2,352	31,227
Change, %	36.8%	9.7%	-74.4%	35.8%	82.9%	30.0%	33.5%	--	--	--	--	--	7.9%	12.7%	23.0%	-9.5%	18.3%

## GRAN CANARIA

	United Kingdom	Germany	Belgium	France	Netherlands	Ireland	Italy	Switzerland	Denmark	Finland	Norway	Sweden	Nordics	Others	International	Mainland	TOTAL
2019	79,600	46,234	8,748	13,584	22,384	7,430	8,820	-	-	-	-	-	21,866	35,904	244,570	79,109	323,679
2022	81,995	49,821	11,484	16,999	28,290	7,098	11,784	-	-	-	-	-	22,102	29,412	258,987	69,276	328,263
Change	2,395	3,587	2,736	3,415	5,906	-332	2,964	--	--	--	--	--	236	-6,492	14,417	-9,833	4,584
Change, %	3.0%	7.8%	31.3%	25.1%	26.4%	-4.5%	33.6%	--	--	--	--	--	1.1%	-18.1%	5.9%	-12.4%	1.4%

## TENERIFE

	United Kingdom	Germany	Belgium	France	Netherlands	Ireland	Italy	Switzerland	Denmark	Finland	Norway	Sweden	Nordics	Others	International	Mainland	TOTAL
2019	198,983	46,249	18,413	21,283	19,605	16,810	18,301	-	-	-	-	-	5,133	53,469	398,245	99,717	497,962
2022	210,190	39,951	20,944	29,407	20,368	14,713	21,526	-	-	-	-	-	4,030	48,459	409,590	100,263	509,853
Change	11,207	-6,298	2,531	8,124	763	-2,097	3,225	--	--	--	--	--	-1,103	-5,010	11,345	546	11,891
Change, %	5.6%	-13.6%	13.7%	38.2%	3.9%	-12.5%	17.6%	--	--	--	--	--	-21.5%	-9.4%	2.8%	0.5%	2.4%

## LA PALMA


	United Kingdom	Germany	Belgium	France	Netherlands	Ireland	Italy	Switzerland	Denmark	Finland	Norway	Sweden	Nordics	Others	International	Mainland	TOTAL
2019	2,017	5,348	692	1,214	1,835	0	237	-	-	-	-	-	204	1,830	13,376	9,223	22,599
2022	1,565	2,608	692	425	1,143	0	191	-	-	-	-	-	0	919	7,543	9,245	16,788
Change	-452	-2,740	0	-789	-692	0	-46	--	--	--	--	--	-204	-911	-5,833	22	-5,811
Change, %	-22.4%	-51.2%	0.0%	-65.0%	-37.7%	--	-19.4%	--	--	--	--	--	-100.0%	-49.8%	-43.6%	0.2%	-25.7%

Source: Frontur (ISTAC). Tourist arrivals by air.

Note: on the result of the estimated Canary Islands total arrivals, tourists from La Gomera and El Hierro are included. Only main tourists are taken into account in each island.

# Tourist arrivals in the Canary Islands (ISTAC)

January - August 2022 (vs. 2019)



## CANARY ISLANDS

	United Kingdom	Germany	Belgium	France	Netherlands	Ireland	Italy	Switzerland	Denmark	Finland	Norway	Sweden	Nordics	Others	International	Mainland	TOTAL
2019	3,342,012	1,711,397	274,559	410,949	385,517	404,911	306,615	162,094	191,032	147,118	265,155	323,206	926,511	777,497	8,702,056	1,378,612	10,080,669
2022	3,159,641	1,392,846	267,350	503,660	430,264	369,194	384,074	91,539	209,381	88,068	172,097	170,683	640,229	753,007	7,991,797	1,294,491	9,286,289
Change	-182,371	-318,551	-7,209	92,711	44,747	-35,717	77,459	-70,555	18,349	-59,050	-93,058	-152,523	-286,282	-24,490	-710,259	-84,121	-794,380
Change, %	-5.5%	-18.6%	-2.6%	22.6%	11.6%	-8.8%	25.3%	-43.5%	9.6%	-40.1%	-35.1%	-47.2%	-30.9%	-3.1%	-8.2%	-6.1%	-7.9%

## LANZAROTE

	United Kingdom	Germany	Belgium	France	Netherlands	Ireland	Italy	Switzerland	Denmark	Finland	Norway	Sweden	Nordics	Others	International	Mainland	TOTAL
2019	947,368	199,077	35,538	110,787	63,097	217,843	45,402	-	-	-	-	-	56,601	91,422	1,767,131	205,617	1,972,748
2022	818,882	137,813	33,108	117,329	62,654	176,360	54,166	-	-	-	-	-	49,773	75,372	1,525,453	232,334	1,757,787
Change	-128,486	-61,264	-2,430	6,542	-443	-41,483	8,764	--	--	--	--	--	-6,828	-16,050	-241,678	26,717	-214,961
Change, %	-13.6%	-30.8%	-6.8%	5.9%	-0.7%	-19.0%	19.3%	--	--	--	--	--	-12.1%	-17.6%	-13.7%	13.0%	-10.9%

## FUERTEVENTURA

	United Kingdom	Germany	Belgium	France	Netherlands	Ireland	Italy	Switzerland	Denmark	Finland	Norway	Sweden	Nordics	Others	International	Mainland	TOTAL
2019	339,499	435,011	10,600	76,265	32,276	23,474	58,254	-	-	-	-	-	50,918	128,609	1,154,904	113,045	1,267,949
2022	363,412	419,071	9,270	92,840	42,063	22,696	78,678	-	-	-	-	-	37,980	121,048	1,187,058	105,983	1,293,039
Change	23,913	-15,940	-1,330	16,575	9,787	-778	20,424	--	--	--	--	--	-12,938	-7,561	32,154	-7,062	25,090
Change, %	7.0%	-3.7%	-12.5%	21.7%	30.3%	-3.3%	35.1%	--	--	--	--	--	-25.4%	-5.9%	2.8%	-6.2%	2.0%

## GRAN CANARIA

	United Kingdom	Germany	Belgium	France	Netherlands	Ireland	Italy	Switzerland	Denmark	Finland	Norway	Sweden	Nordics	Others	International	Mainland	TOTAL
2019	507,215	542,305	71,848	65,074	152,839	50,836	65,017	-	-	-	-	-	575,209	265,933	2,296,274	444,905	2,741,179
2022	498,419	421,015	70,693	84,752	176,993	51,208	71,091	-	-	-	-	-	393,003	219,589	1,986,765	362,166	2,348,932
Change	-8,796	-121,290	-1,155	19,678	24,154	372	6,074	--	--	--	--	--	-182,206	-46,344	-309,509	-82,739	-392,247
Change, %	-1.7%	-22.4%	-1.6%	30.2%	15.8%	0.7%	9.3%	--	--	--	--	--	-31.7%	-17.4%	-13.5%	-18.6%	-14.3%

## TENERIFE

	United Kingdom	Germany	Belgium	France	Netherlands	Ireland	Italy	Switzerland	Denmark	Finland	Norway	Sweden	Nordics	Others	International	Mainland	TOTAL
2019	1,514,514	427,812	148,643	148,353	120,816	111,769	135,944	-	-	-	-	-	232,340	431,367	3,271,553	572,645	3,844,199
2022	1,462,060	371,332	151,268	202,693	141,060	118,159	179,022	-	-	-	-	-	155,249	416,439	3,197,280	544,024	3,741,303
Change	-52,454	-56,480	2,625	54,340	20,244	6,390	43,078	--	--	--	--	--	-77,091	-14,928	-74,273	-28,621	-102,896
Change, %	-3.5%	-13.2%	1.8%	36.6%	16.8%	5.7%	31.7%	--	--	--	--	--	-33.2%	-3.5%	-2.3%	-5.0%	-2.7%

## LA PALMA

	United Kingdom	Germany	Belgium	France	Netherlands	Ireland	Italy	Switzerland	Denmark	Finland	Norway	Sweden	Nordics	Others	International	Mainland	TOTAL
2019	17,676	64,531	4,752	8,021	14,217	196	1,499	-	-	-	-	-	7,403	16,014	134,307	36,707	171,014
2022	8,808	19,249	2,443	2,619	5,421	247	842	-	-	-	-	-	668	8,299	48,593	42,760	91,351
Change	-8,868	-45,282	-2,309	-5,402	-8,796	51	-657	--	--	--	--	--	-6,735	-7,715	-85,714	6,053	-79,663
Change, %	-50.2%	-70.2%	-48.6%	-67.3%	-61.9%	26.0%	-43.8%	--	--	--	--	--	-91.0%	-48.2%	-63.8%	16.5%	-46.6%

Source: Frontur (ISTAC). Tourist arrivals by air.

Note: on the result of the estimated Canary Islands total arrivals, tourists from La Gomera and El Hierro are included. Only main tourists are taken into account in each island.

# International tourist arrivals in Spain (INE)

## August 2022



### BY COUNTRY OF RESIDENCE

#### Monthly

	UK	Germany	Belgium	France	Netherlands	Ireland	Italy	Switzerland	Denmark	Finland	Norway	Sweden	Nordics	Russia	Portugal	Austria	Others	INTERNATIONAL
Aug-19	2,172,298	1,130,065	306,038	2,019,857	454,867	266,927	671,330	196,316	105,006	34,339	101,213	150,613	391,171	177,019	389,692	183,852	1,724,806	10,118,366
Aug-22	1,835,376	1,105,471	294,331	1,642,781	525,975	229,438	639,323	168,677	87,303	21,923	85,984	113,803	309,013	--	436,713	129,270	1,440,666	8,820,643
Change	-336,922	-24,594	-11,707	-377,076	71,108	-37,489	-32,007	-27,639	-17,703	-12,416	-15,229	-36,810	-82,158	--	47,021	-54,582	-284,140	-1,297,723
Change, %	-15.5%	-2.2%	-3.8%	-18.7%	15.6%	-14.0%	-4.8%	-14.1%	-16.9%	-36.2%	-15.0%	-24.4%	-21.0%	--	12.1%	-29.7%	-16.5%	-12.8%

#### Year-to-date

	UK	Germany	Belgium	France	Netherlands	Ireland	Italy	Switzerland	Denmark	Finland	Norway	Sweden	Nordics	Russia	Portugal	Austria	Others	INTERNATIONAL
Jan-Aug 19	12,616,033	7,701,866	1,805,325	8,143,470	2,624,781	1,551,275	3,179,980	1,221,971	809,973	485,536	990,187	1,412,559	3,698,255	937,670	1,738,140	895,806	11,639,667	58,116,488
Jan-Aug 22	10,197,215	6,576,625	1,722,388	6,990,998	2,781,031	1,405,317	2,721,502	1,103,908	766,369	271,905	803,109	921,443	2,762,826	--	1,670,379	722,654	8,947,280	48,094,732
Change	-2,418,818	-1,125,241	-82,937	-1,152,472	156,250	-145,958	-458,478	-118,063	-43,604	-213,631	-187,078	-491,116	-935,429	--	-67,761	-173,152	-2,692,387	-10,021,756
Change, %	-19.2%	-14.6%	-4.6%	-14.2%	6.0%	-9.4%	-14.4%	-9.7%	-5.4%	-44.0%	-18.9%	-34.8%	-25.3%	--	-3.9%	-19.3%	-23.1%	-17.2%

### BY AUTONOMOUS COMMUNITY

#### Monthly

	Canary Islands	Andalusia	Aragon	Asturias	Canary Islands	Cantabria	C. y Leon	C. La Mancha	Catalonia	Canarian Region	Extremadura	Galicia	Madrid	Murcia	Navarre	Basque Country	La Rioja	SPAIN
Aug-19	1,040,312	1,403,701	69,372	48,358	2,256,991	92,124	215,384	34,873	2,363,331	1,270,706	35,727	287,257	542,359	150,187	76,523	213,221	15,774	10,118,366
Aug-22	1,035,410	1,285,299	37,482	43,979	2,185,548	67,480	193,330	18,866	1,891,176	1,058,896	36,506	186,418	446,720	105,580	25,919	192,163	0	8,820,643
Change	-4,902	-118,402	-31,890	-4,379	-71,443	-24,644	-22,054	-16,007	-472,155	-211,810	779	-100,839	-95,639	-44,607	-50,604	-21,058	-15,774	-1,297,723
Change, %	-0.5%	-8.4%	-46.0%	-9.1%	-3.2%	-26.8%	-10.2%	-45.9%	-20.0%	-16.7%	2.2%	-35.1%	-17.6%	-29.7%	-66.1%	-9.9%	-100.0%	-12.8%


#### Year-to-date

	Canary Islands	Andalusia	Aragon	Asturias	Canary Islands	Cantabria	C. y Leon	C. La Mancha	Catalonia	Canarian Region	Extremadura	Galicia	Madrid	Murcia	Navarre	Basque Country	La Rioja	SPAIN
Jan-Aug 19	8,677,013	8,284,661	385,611	176,170	10,141,248	299,237	880,513	183,558	13,646,697	6,657,865	81,003	1,151,576	5,036,381	756,200	212,719	1,136,329	15,774	58,116,488
Jan-Aug 22	7,810,032	6,716,945	267,170	192,745	9,657,719	233,155	700,270	113,182	9,889,874	5,760,685	177,480	855,036	3,768,811	584,205	160,886	1,046,983	0	48,094,732
Change	-866,981	-1,567,716	-118,441	16,575	-483,529	-66,082	-180,243	-70,376	-3,756,823	-897,180	96,477	-296,540	-1,267,570	-171,995	-51,833	-89,346	-15,774	-10,021,756
Change, %	-10.0%	-18.9%	-30.7%	9.4%	-4.8%	-22.1%	-20.5%	-38.3%	-27.5%	-13.5%	119.1%	-25.8%	-25.2%	-22.7%	-24.4%	-7.9%	-100.0%	-17.2%

Note: Since March 2022, "Russia" is included in Others. Source: Frontur (INE).

# Tourist arrivals in the Canary Islands (ISTAC)

August 2022



## Number of tourists by holiday package booking and country of residence

### August 2022

	Book	Do not book	TOTAL	% Book	% Do not book
<b>International</b>	601,800	478,702	1,080,502	55.7%	44.3%
- Germany	117,327	53,690	171,017	68.6%	31.4%
- Netherlands	45,831	19,394	65,225	70.3%	29.7%
- Ireland	15,820	38,448	54,269	29.2%	70.8%
- Nordics	17,599	14,187	31,785	55.4%	44.6%
- United Kingdom	282,117	194,132	476,249	59.2%	40.8%
- Switzerland	5,645	7,891	13,536	41.7%	58.3%
- Others	117,461	150,960	268,421	43.8%	56.2%
<b>Spanish Mainland</b>	55,284	198,745	254,029	21.8%	78.2%
<b>TOTAL</b>	657,084	677,447	1,334,531	49.2%	50.8%

### January - August 2022

	Book	Do not book	TOTAL	% Book	% Do not book
<b>International</b>	4,274,766	3,717,035	7,991,801	53.5%	46.5%
- Germany	893,332	499,517	1,392,849	64.1%	35.9%
- Netherlands	273,547	156,716	430,264	63.6%	36.4%
- Ireland	106,626	262,568	369,194	28.9%	71.1%
- Nordics	476,644	163,584	640,228	74.4%	25.6%
- United Kingdom	1,826,934	1,332,705	3,159,641	57.8%	42.2%
- Switzerland	30,233	61,306	91,539	33.0%	67.0%
- Others	667,450	1,240,639	1,908,089	35.0%	65.0%
<b>Spanish Mainland</b>	222,872	1,071,619	1,294,491	17.2%	82.8%
<b>TOTAL</b>	4,497,638	4,788,654	9,286,292	48.4%	51.6%

## Share of tourists by accommodation type and country of residence

### August 2022

	Hotels and similar	Apartments	Property	Cruise	Others
<b>International</b>	71.5%	17.6%	2.6%	0.1%	8.3%
- Germany	78.6%	10.3%	3.6%	0.0%	7.5%
- Netherlands	71.7%	23.4%	1.2%	0.4%	3.3%
- Ireland	54.4%	36.3%	2.4%	0.0%	6.9%
- Nordics	60.6%	23.0%	7.4%	0.0%	9.0%
- United Kingdom	70.0%	21.1%	2.1%	0.1%	6.7%
- Switzerland	78.2%	6.5%	2.6%	0.1%	12.6%
- Others	73.9%	10.6%	2.6%	0.0%	12.9%
<b>Spanish Mainland</b>	57.7%	10.2%	1.6%	0.0%	30.5%
<b>TOTAL</b>	68.9%	16.2%	2.4%	0.1%	12.5%

### January - August 2022


	Hotels and similar	Apartments	Property	Cruise	Others
<b>International</b>	71.9%	13.5%	3.2%	1.4%	10.1%
- Germany	71.6%	9.3%	3.8%	5.7%	9.6%
- Netherlands	74.7%	17.7%	1.8%	0.1%	5.7%
- Ireland	59.7%	27.2%	3.6%	0.1%	9.3%
- Nordics	84.1%	6.2%	3.8%	0.1%	5.8%
- United Kingdom	73.3%	15.7%	2.6%	0.8%	7.6%
- Switzerland	73.4%	10.2%	4.4%	0.3%	11.8%
- Others	67.1%	11.8%	3.7%	0.3%	17.2%
<b>Spanish Mainland</b>	58.7%	11.5%	1.4%	0.0%	28.4%
<b>TOTAL</b>	70.0%	13.2%	2.9%	1.2%	12.7%

Source: Frontur (ISTAC). Tourist arrivals by air.

Note: on the result of the estimated Canary Islands total arrivals, tourists from La Gomera and El Hierro are included.

# Tourist arrivals in the Canary Islands (ISTAC)

August 2022



## Number of tourists by holiday package booking and island of stay

August 2022

		Lanzarote	Fuerteventura	Gran Canaria	Tenerife	La Palma	CANARY ISLANDS
<b>Book</b>	<b>Total</b>	<b>147,913</b>	<b>134,585</b>	<b>174,218</b>	<b>198,056</b>	<b>4,319</b>	<b>657,084</b>
	- International	134,236	129,939	156,901	178,593	3,205	<b>601,800</b>
	- Spanish Mainland	13,677	4,646	17,317	19,463	1,114	<b>55,284</b>
<b>Do not book</b>	<b>Total</b>	<b>130,288</b>	<b>72,585</b>	<b>157,920</b>	<b>317,363</b>	<b>15,414</b>	<b>677,447</b>
	- International	90,805	51,847	104,364	233,601	5,838	<b>478,702</b>
	- Spanish Mainland	39,483	20,738	53,556	83,762	9,576	<b>198,745</b>
<b>TOTAL</b>	<b>All markets</b>	<b>278,200</b>	<b>207,170</b>	<b>332,139</b>	<b>515,420</b>	<b>19,731</b>	<b>1,334,531</b>
	- International	225,041	181,786	261,265	412,194	9,042	<b>1,080,502</b>
	- Spanish Mainland	53,159	25,384	70,874	103,226	10,689	<b>254,029</b>
<b>% book package</b>	<b>Total</b>	<b>53.2%</b>	<b>65.0%</b>	<b>52.5%</b>	<b>38.4%</b>	<b>21.9%</b>	<b>49.2%</b>
	- International	59.6%	71.5%	60.1%	43.3%	35.4%	<b>55.7%</b>
	- Spanish Mainland	25.7%	18.3%	24.4%	18.9%	10.4%	<b>21.8%</b>

January - August 2022

		Lanzarote	Fuerteventura	Gran Canaria	Tenerife	La Palma	CANARY ISLANDS
<b>Book</b>	<b>Total</b>	<b>882,974</b>	<b>841,750</b>	<b>1,299,823</b>	<b>1,581,012</b>	<b>56,684</b>	<b>4,497,638</b>
	- International	838,894	822,985	1,251,580	1,468,894	52,229	<b>4,274,766</b>
	- Spanish Mainland	44,080	18,765	48,243	112,118	4,455	<b>222,872</b>
<b>Do not book</b>	<b>Total</b>	<b>927,344</b>	<b>502,363</b>	<b>1,106,737</b>	<b>2,229,950</b>	<b>87,158</b>	<b>4,788,654</b>
	- International	733,197	406,781	782,975	1,784,233	43,464	<b>3,717,035</b>
	- Spanish Mainland	194,147	95,582	323,762	445,717	43,694	<b>1,071,619</b>
<b>TOTAL</b>	<b>All markets</b>	<b>1,810,316</b>	<b>1,344,111</b>	<b>2,406,560</b>	<b>3,810,962</b>	<b>143,842</b>	<b>9,286,292</b>
	- International	1,572,090	1,229,765	2,034,555	3,253,126	95,691	<b>7,991,801</b>
	- Spanish Mainland	238,226	114,346	372,005	557,836	48,151	<b>1,294,491</b>
<b>% book package</b>	<b>Total</b>	<b>48.8%</b>	<b>62.6%</b>	<b>54.0%</b>	<b>41.5%</b>	<b>39.4%</b>	<b>48.4%</b>
	- International	53.4%	66.9%	61.5%	45.2%	54.6%	<b>53.5%</b>
	- Spanish Mainland	18.5%	16.4%	13.0%	20.1%	9.3%	<b>17.2%</b>

## Share of tourists by accommodation type and island of stay

August 2022

		Lanzarote	Fuerteventura	Gran Canaria	Tenerife	La Palma	CANARY ISLANDS
<b>International</b>	Hotels	64.4%	86.8%	71.8%	68.3%	52.3%	<b>71.5%</b>
	Apartments	27.2%	7.9%	17.3%	16.9%	18.7%	<b>17.6%</b>
	Property	1.2%	1.4%	2.7%	3.7%	3.0%	<b>2.6%</b>
	Cruise	0.1%	0.1%	0.2%	0.1%	0.1%	<b>0.1%</b>
	Others	7.3%	3.8%	8.0%	10.9%	26.0%	<b>8.3%</b>
<b>Spanish Mainland</b>	Hotels	56.2%	59.0%	57.0%	60.6%	36.4%	<b>57.7%</b>
	Apartments	13.1%	16.8%	8.2%	9.2%	8.0%	<b>10.2%</b>
	Property	2.2%	1.4%	1.8%	0.6%	9.0%	<b>1.6%</b>
	Cruise	0.0%	0.0%	0.0%	0.0%	0.0%	<b>0.0%</b>
	Others	28.6%	22.8%	33.0%	29.6%	46.6%	<b>30.5%</b>
<b>TOTAL</b>	Hotels	62.8%	83.4%	68.7%	66.8%	43.7%	<b>68.9%</b>
	Apartments	24.5%	9.0%	15.4%	15.3%	12.9%	<b>16.2%</b>
	Property	1.3%	1.4%	2.5%	3.1%	6.2%	<b>2.4%</b>
	Cruise	0.0%	0.0%	0.1%	0.1%	0.0%	<b>0.1%</b>
	Others	11.3%	6.2%	13.3%	14.7%	37.2%	<b>12.5%</b>

January - August 2022

		Lanzarote	Fuerteventura	Gran Canaria	Tenerife	La Palma	CANARY ISLANDS
<b>International</b>	Hotels	64.7%	80.3%	73.4%	68.9%	26.9%	<b>71.9%</b>
	Rental	24.0%	10.7%	11.2%	10.4%	11.6%	<b>13.5%</b>
	Property	1.7%	2.0%	3.0%	4.2%	2.7%	<b>3.2%</b>
	Cruise	2.3%	2.1%	4.2%	2.4%	39.0%	<b>1.4%</b>
	Others	7.3%	4.8%	8.2%	14.1%	19.7%	<b>10.1%</b>
<b>Spanish Mainland</b>	Hotels	54.2%	56.2%	59.9%	61.5%	46.3%	<b>58.7%</b>
	Rental	17.6%	18.8%	7.2%	10.3%	13.6%	<b>11.5%</b>
	Property	1.6%	2.3%	1.3%	1.0%	3.1%	<b>1.4%</b>
	Cruise	0.1%	0.2%	0.1%	0.0%	0.5%	<b>0.0%</b>
	Others	26.4%	22.6%	31.5%	27.1%	36.4%	<b>28.4%</b>
<b>TOTAL</b>	Hotels	63.3%	78.3%	71.3%	67.8%	33.4%	<b>70.0%</b>
	Rental	23.1%	11.4%	10.6%	10.4%	12.3%	<b>13.2%</b>
	Property	1.7%	2.0%	2.8%	3.7%	2.9%	<b>2.9%</b>
	Cruise	2.0%	2.0%	3.5%	2.1%	26.1%	<b>1.2%</b>
	Others	9.8%	6.3%	11.8%	16.0%	25.3%	<b>12.7%</b>

Source: Frontur (ISTAC). Tourist arrivals by air.

Note: in the islands are included tourists who have chosen the island as the main destination of their trip or as a secondary destination.