


Tourist arrivals in the Canary Islands (ISTAC)

December 2017



CANARY ISLANDS

	United Kingdom	Germany	Belgium	France	Netherlands	Ireland	Italy	Switzerland	Denmark	Finland	Norway	Sweden	Nordics	Others	International	Mainland	TOTAL
2016	416,820	272,573	34,412	41,321	47,444	34,709	42,240	21,836	42,604	44,010	63,804	100,461	250,879	83,268	1,245,502	109,902	1,355,404
2017	398,711	283,081	37,161	32,842	52,642	36,653	41,630	23,096	42,081	45,598	64,613	109,790	262,082	91,344	1,259,243	107,605	1,366,848
Change	-18,109	10,508	2,749	-8,479	5,198	1,944	-610	1,260	-523	1,588	809	9,329	11,203	8,076	13,741	-2,297	11,444
Change, %	-4.3%	3.9%	8.0%	-20.5%	11.0%	5.6%	-1.4%	5.8%	-1.2%	3.6%	1.3%	9.3%	4.5%	9.7%	1.1%	-2.1%	0.8%

LANZAROTE

	United Kingdom	Germany	Belgium	France	Netherlands	Ireland	Italy	Switzerland	Denmark	Finland	Norway	Sweden	Nordics	Others	International	Mainland	TOTAL
2016	105,689	33,677	3,304	10,590	8,654	15,470	5,381	n.d.	n.d.	n.d.	n.d.	n.d.	19,112	n.d.	213,234	17,757	230,991
2017	105,520	28,534	4,114	9,109	9,988	17,754	6,592	n.d.	n.d.	n.d.	n.d.	n.d.	21,174	n.d.	215,090	18,077	233,167
Change	-169	-5,143	810	-1,481	1,334	2,284	1,211	--	--	--	--	--	2,062	--	1,856	320	2,176
Change, %	-0.2%	-15.3%	24.5%	-14.0%	15.4%	14.8%	22.5%	--	--	--	--	--	10.8%	--	0.9%	1.8%	0.9%

FUERTEVENTURA

	United Kingdom	Germany	Belgium	France	Netherlands	Ireland	Italy	Switzerland	Denmark	Finland	Norway	Sweden	Nordics	Others	International	Mainland	TOTAL
2016	45,298	70,039	1,322	8,283	4,777	3,088	7,204	n.d.	n.d.	n.d.	n.d.	n.d.	13,756	n.d.	166,271	10,388	176,658
2017	46,144	73,152	1,306	6,398	5,541	3,823	6,192	n.d.	n.d.	n.d.	n.d.	n.d.	15,248	n.d.	170,295	8,001	178,296
Change	846	3,113	-16	-1,885	764	735	-1,012	--	--	--	--	--	1,492	--	4,024	-2,387	1,638
Change, %	1.9%	4.4%	-1.2%	-22.8%	16.0%	23.8%	-14.0%	--	--	--	--	--	10.8%	--	2.4%	-23.0%	0.9%

GRAN CANARIA

	United Kingdom	Germany	Belgium	France	Netherlands	Ireland	Italy	Switzerland	Denmark	Finland	Norway	Sweden	Nordics	Others	International	Mainland	TOTAL
2016	58,104	88,860	8,610	7,241	18,043	6,170	9,562	n.d.	n.d.	n.d.	n.d.	n.d.	143,297	n.d.	371,142	31,459	402,601
2017	52,090	95,791	8,720	5,123	19,565	4,708	9,198	n.d.	n.d.	n.d.	n.d.	n.d.	153,574	n.d.	383,109	31,673	414,782
Change	-6,014	6,931	110	-2,118	1,522	-1,462	-364	--	--	--	--	--	10,277	--	11,967	214	12,181
Change, %	-10.4%	7.8%	1.3%	-29.3%	8.4%	-23.7%	-3.8%	--	--	--	--	--	7.2%	--	3.2%	0.7%	3.0%

TENERIFE

	United Kingdom	Germany	Belgium	France	Netherlands	Ireland	Italy	Switzerland	Denmark	Finland	Norway	Sweden	Nordics	Others	International	Mainland	TOTAL
2016	202,834	65,908	20,099	14,315	14,281	9,925	19,828	n.d.	n.d.	n.d.	n.d.	n.d.	69,659	n.d.	463,877	47,216	511,093
2017	188,874	67,251	22,529	11,566	14,914	10,113	19,331	n.d.	n.d.	n.d.	n.d.	n.d.	67,047	n.d.	453,657	46,228	499,885
Change	-13,960	1,343	2,430	-2,749	633	188	-497	--	--	--	--	--	-2,612	--	-10,220	-988	-11,208
Change, %	-6.9%	2.0%	12.1%	-19.2%	4.4%	1.9%	-2.5%	--	--	--	--	--	-3.7%	--	-2.2%	-2.1%	-2.2%

LA PALMA


	United Kingdom	Germany	Belgium	France	Netherlands	Ireland	Italy	Switzerland	Denmark	Finland	Norway	Sweden	Nordics	Others	International	Mainland	TOTAL
2016	3,420	8,063	564	580	1,537	0	187	n.d.	n.d.	n.d.	n.d.	n.d.	3,828	n.d.	20,459	2,537	22,996
2017	3,678	11,582	398	497	2,544	24	318	n.d.	n.d.	n.d.	n.d.	n.d.	3,770	n.d.	25,404	3,280	28,683
Change	258	3,519	-166	-83	1,007	24	131	--	--	--	--	--	-58	--	4,945	743	5,687
Change, %	7.5%	43.6%	-29.4%	-14.3%	65.5%	--	70.1%	--	--	--	--	--	-1.5%	--	24.2%	29.3%	24.7%

Source: Frontur (ISTAC). Tourist arrivals by air.

Note: on the result of the estimated Canary Islands total arrivals, tourists from La Gomera and El Hierro are included. Only main tourists are taken into account in each island.

Tourist arrivals in the Canary Islands (ISTAC)

January - December 2017




CANARY ISLANDS																	
	United Kingdom	Germany	Belgium	France	Netherlands	Ireland	Italy	Switzerland	Denmark	Finland	Norway	Sweden	Nordics	Others	International	Mainland	TOTAL
2016	4,892,535	3,020,296	395,014	583,557	619,675	482,132	470,386	292,442	330,379	252,307	433,972	606,384	1,623,042	953,382	13,332,466	1,648,648	14,981,113
2017	5,267,514	3,124,223	411,002	574,837	648,508	531,907	532,836	331,169	346,206	272,017	467,111	652,344	1,737,678	1,150,692	14,310,373	1,665,137	15,975,507
Change	374,979	103,927	15,988	-8,720	28,833	49,775	62,450	38,727	15,827	19,710	33,139	45,960	114,636	197,310	977,907	16,489	994,394
Change, %	7.7%	3.4%	4.0%	-1.5%	4.7%	10.3%	13.3%	13.2%	4.8%	7.8%	7.6%	7.6%	7.1%	20.7%	7.3%	1.0%	6.6%
LANZAROTE																	
	United Kingdom	Germany	Belgium	France	Netherlands	Ireland	Italy	Switzerland	Denmark	Finland	Norway	Sweden	Nordics	Others	International	Mainland	TOTAL
2016	1,302,215	327,012	41,676	155,516	100,456	241,901	52,798	n.d.	n.d.	n.d.	n.d.	n.d.	115,586	n.d.	2,459,631	270,206	2,729,833
2017	1,421,874	341,936	48,492	141,433	108,073	266,372	75,029	n.d.	n.d.	n.d.	n.d.	n.d.	116,780	n.d.	2,687,121	242,238	2,929,357
Change	119,659	14,924	6,816	-14,083	7,617	24,471	22,231	--	--	--	--	--	1,194	--	227,490	-27,968	199,524
Change, %	9.2%	4.6%	16.4%	-9.1%	7.6%	10.1%	42.1%	--	--	--	--	--	1.0%	--	9.2%	-10.4%	7.3%
FUERTEVENTURA																	
	United Kingdom	Germany	Belgium	France	Netherlands	Ireland	Italy	Switzerland	Denmark	Finland	Norway	Sweden	Nordics	Others	International	Mainland	TOTAL
2016	521,153	874,190	17,389	135,887	62,860	36,851	119,075	n.d.	n.d.	n.d.	n.d.	n.d.	107,046	n.d.	2,040,978	135,949	2,176,926
2017	545,239	877,773	15,295	118,731	82,396	41,205	119,189	n.d.	n.d.	n.d.	n.d.	n.d.	105,229	n.d.	2,089,648	128,999	2,218,648
Change	24,086	3,583	-2,094	-17,156	19,536	4,354	114	--	--	--	--	--	-1,817	--	48,670	-6,950	41,722
Change, %	4.6%	0.4%	-12.0%	-12.6%	31.1%	11.8%	0.1%	--	--	--	--	--	-1.7%	--	2.4%	-5.1%	1.9%
GRAN CANARIA																	
	United Kingdom	Germany	Belgium	France	Netherlands	Ireland	Italy	Switzerland	Denmark	Finland	Norway	Sweden	Nordics	Others	International	Mainland	TOTAL
2016	757,451	947,329	110,945	98,389	242,006	71,936	90,394	n.d.	n.d.	n.d.	n.d.	n.d.	936,711	n.d.	3,608,280	527,833	4,136,112
2017	858,118	993,056	111,387	104,993	239,955	78,799	107,506	n.d.	n.d.	n.d.	n.d.	n.d.	1,026,090	n.d.	3,955,632	522,338	4,477,969
Change	100,667	45,727	442	6,604	-2,051	6,863	17,112	--	--	--	--	--	89,379	--	347,352	-5,495	341,857
Change, %	13.3%	4.8%	0.4%	6.7%	-0.8%	9.5%	18.9%	--	--	--	--	--	9.5%	--	9.6%	-1.0%	8.3%
TENERIFE																	
	United Kingdom	Germany	Belgium	France	Netherlands	Ireland	Italy	Switzerland	Denmark	Finland	Norway	Sweden	Nordics	Others	International	Mainland	TOTAL
2016	2,249,487	727,387	212,898	180,332	186,929	129,550	205,655	n.d.	n.d.	n.d.	n.d.	n.d.	447,840	n.d.	4,915,691	660,972	5,576,661
2017	2,374,030	751,389	224,131	191,345	187,822	143,088	227,750	n.d.	n.d.	n.d.	n.d.	n.d.	453,244	n.d.	5,212,044	715,471	5,927,515
Change	124,543	24,002	11,233	11,013	893	13,538	22,095	--	--	--	--	--	5,404	--	296,353	54,499	350,854
Change, %	5.5%	3.3%	5.3%	6.1%	0.5%	10.5%	10.7%	--	--	--	--	--	1.2%	--	6.0%	8.2%	6.3%
LA PALMA																	
	United Kingdom	Germany	Belgium	France	Netherlands	Ireland	Italy	Switzerland	Denmark	Finland	Norway	Sweden	Nordics	Others	International	Mainland	TOTAL
2016	29,357	91,783	7,210	9,921	23,428	591	1,307	n.d.	n.d.	n.d.	n.d.	n.d.	9,796	n.d.	192,399	45,921	238,321
2017	39,659	100,621	7,533	15,861	26,514	544	1,845	n.d.	n.d.	n.d.	n.d.	n.d.	28,243	n.d.	245,689	48,211	293,900
Change	10,302	8,838	323	5,940	3,086	-47	538	--	--	--	--	--	18,447	--	53,290	2,290	55,579
Change, %	35.1%	9.6%	4.5%	59.9%	13.2%	-8.0%	41.2%	--	--	--	--	--	188.3%	--	27.7%	5.0%	23.3%

Source: Frontur (ISTAC). Tourist arrivals by air.

Note: on the result of the estimated Canary Islands total arrivals, tourists from La Gomera and El Hierro are included. Only main tourists are taken into account in each island.

International tourist arrivals in Spain (INE)

December 2017



BY COUNTRY OF RESIDENCE

Monthly

	UK	Germany	Belgium	France	Netherlands	Ireland	Italy	Switzerland	Denmark	Finland	Norway	Sweden	Nordics	Russia	Portugal	Austria	Others	INTERNATIONAL
Dec-16	880,670	456,142	102,695	608,018	140,414	76,925	262,757	91,721	41,831	55,225	131,401	137,179	365,636	45,102	121,732	27,311	809,654	3,990,446
Dec-17	813,422	480,642	123,023	553,338	132,350	83,061	259,843	94,845	68,938	87,067	82,960	158,368	397,333	51,107	142,897	18,611	825,803	3,981,745
Change	-67,248	24,500	20,328	-54,680	-8,064	6,136	-2,914	3,124	27,107	31,842	-48,441	21,189	31,697	6,005	21,165	-8,700	16,149	-8,701
Change, %	-7.6%	5.4%	19.8%	-9.0%	-5.7%	8.0%	-1.1%	3.4%	64.8%	57.7%	-36.9%	15.4%	8.7%	13.3%	17.4%	-31.9%	2.0%	-0.2%

Year-to-date

	UK	Germany	Belgium	France	Netherlands	Ireland	Italy	Switzerland	Denmark	Finland	Norway	Sweden	Nordics	Russia	Portugal	Austria	Others	INTERNATIONAL
Jan-Dec16	17,675,368	11,208,656	#####	#####	3,355,031	1,808,468	3,969,321	1,703,480	1,163,037	722,937	1,280,018	1,963,033	5,129,025	1,004,577	1,996,163	968,432	#####	75,315,009
Jan-Dec17	18,779,466	11,888,020	#####	#####	3,670,240	2,047,378	4,223,895	2,062,411	1,427,617	630,293	1,539,193	2,258,539	5,855,642	1,145,848	2,129,001	940,596	#####	81,786,364
Change	1,104,098	679,364	173,581	-8,263	315,209	238,910	254,574	358,931	264,580	-92,644	259,175	295,506	726,617	141,271	132,838	-27,836	#####	6,471,355
Change, %	6.2%	6.1%	7.5%	-0.1%	9.4%	13.2%	6.4%	21.1%	22.7%	-12.8%	20.2%	15.1%	14.2%	14.1%	6.7%	-2.9%	18.6%	8.6%

BY AUTONOMOUS COMMUNITY

Monthly


	Canary Islands	Andalusia	Aragon	Asturias	Balearic Islands	Cantabria	C. y Leon	C. La Mancha	Catalonia	Valencian Region	Extremadura	Galicia	Madrid	Murcia	Navarre	Basque Country	La Rioja	SPAIN
Dec-16	1,250,412	495,562	38,235	8,909	101,338	13,313	79,838	16,278	956,468	366,649	28,073	52,879	431,820	54,299	16,582	68,566	11,225	3,990,446
Dec-17	1,256,353	506,032	40,118	12,369	99,350	13,118	73,750	12,890	823,427	400,354	31,197	80,626	475,955	64,027	15,900	64,580	11,654	3,981,745
Change	5,941	10,470	1,883	3,460	-1,988	-195	-6,088	-3,388	-133,041	33,705	3,124	27,747	44,135	9,728	-682	-3,986	429	-8,701
Change, %	0.5%	2.1%	4.9%	38.8%	-2.0%	-1.5%	-7.6%	-20.8%	-13.9%	9.2%	11.1%	52.5%	10.2%	17.9%	-4.1%	-5.8%	3.8%	-0.2%

Year-to-date

	Canary Islands	Andalusia	Aragon	Asturias	Balearic Islands	Cantabria	C. y Leon	C. La Mancha	Catalonia	Valencian Region	Extremadura	Galicia	Madrid	Murcia	Navarre	Basque Country	La Rioja	SPAIN
Jan-Dec16	13,259,567	10,589,642	644,516	277,990	12,997,548	378,434	1,213,975	234,007	18,139,176	7,731,770	261,453	1,035,146	5,783,138	924,305	300,622	1,382,084	150,778	75,315,009
Jan-Dec17	14,213,686	11,530,069	559,568	293,624	13,790,968	414,328	1,453,493	226,754	19,046,720	8,918,328	381,222	1,290,322	6,694,687	994,619	332,662	1,512,555	124,313	81,786,364
Change	954,119	940,427	-84,948	15,634	793,420	35,894	239,518	-7,253	907,544	1,186,558	119,769	255,176	911,549	70,314	32,040	130,471	-26,465	6,471,355
Change, %	7.2%	8.9%	-13.2%	5.6%	6.1%	9.5%	19.7%	-3.1%	5.0%	15.3%	45.8%	24.7%	15.8%	7.6%	10.7%	9.4%	-17.6%	8.6%

Tourist arrivals in the Canary Islands (ISTAC)

December 2017



Number of tourists by holiday package booking

December 2017					
	Book	Do not book	TOTAL	% Book	% Do not book
International	784,943	474,300	1,259,243	62.3%	37.7%
- Germany	210,311	72,770	283,081	74.3%	25.7%
- Netherlands	37,725	14,917	52,642	71.7%	28.3%
- Ireland	13,009	23,644	36,653	35.5%	64.5%
- Nordics	189,748	72,334	262,082	72.4%	27.6%
- United Kingdom	234,048	164,664	398,711	58.7%	41.3%
- Switzerland	11,702	11,394	23,096	50.7%	49.3%
- Others	88,400	114,578	202,978	43.6%	56.4%
Spanish Mainland	36,654	70,950	107,605	34.1%	65.9%
TOTAL	821,597	545,250	1,366,848	60.1%	39.9%

January - December 2017					
	Book	Do not book	TOTAL	% Book	% Do not book
International	9,097,911	5,212,453	14,310,366	63.6%	36.4%
- Germany	2,370,948	753,274	3,124,223	75.9%	24.1%
- Netherlands	490,954	157,555	648,508	75.7%	24.3%
- Ireland	197,977	333,932	531,907	37.2%	62.8%
- Nordics	1,262,501	475,177	1,737,675	72.7%	27.3%
- United Kingdom	3,190,836	2,076,678	5,267,513	60.6%	39.4%
- Switzerland	185,364	145,805	331,168	56.0%	44.0%
- Others	1,399,331	1,270,035	2,669,368	52.4%	47.6%
Spanish Mainland	599,904	1,065,239	1,665,142	36.0%	64.0%
TOTAL	9,697,816	6,277,690	15,975,507	60.7%	39.3%

Share of tourists by accommodation type

December 2017					
	Hotels	Rental	Property	Cruise	Others
International	79.0%	8.5%	2.9%	2.2%	7.3%
- Germany	76.7%	9.5%	2.6%	6.9%	4.3%
- Netherlands	83.6%	8.7%	0.7%	1.0%	6.1%
- Ireland	73.4%	12.9%	4.8%	0.1%	8.8%
- Nordics	86.7%	6.3%	2.2%	0.0%	4.8%
- United Kingdom	79.1%	7.4%	3.5%	1.2%	8.7%
- Switzerland	74.4%	13.3%	3.6%	3.7%	5.1%
- Others	72.3%	11.0%	3.4%	1.0%	12.3%
Spanish Mainland	76.7%	8.8%	1.5%	1.3%	11.6%
TOTAL	78.8%	8.6%	2.8%	2.2%	7.7%


January - December 2017					
	Hotels	Rental	Property	Cruise	Others
International	80.4%	9.0%	2.3%	1.6%	6.6%
- Germany	80.1%	8.4%	2.4%	5.3%	3.8%
- Netherlands	84.5%	10.3%	0.8%	0.5%	4.0%
- Ireland	76.6%	14.6%	2.5%	0.1%	6.1%
- Nordics	83.9%	8.6%	2.2%	0.2%	5.2%
- United Kingdom	81.0%	8.3%	2.4%	0.8%	7.5%
- Switzerland	81.1%	10.8%	2.4%	0.9%	4.8%
- Others	77.2%	9.9%	2.5%	0.4%	10.0%
Spanish Mainland	70.2%	10.4%	1.9%	0.4%	17.1%
TOTAL	79.4%	9.2%	2.3%	1.5%	7.7%

Source: Frontur (ISTAC). Tourist arrivals by air.

Note: on the result of the estimated Canary Islands total arrivals, tourists from La Gomera and El Hierro are included.

Tourist arrivals in the Canary Islands (ISTAC)

December 2017



Number of tourists by holiday package booking and island of stay

December 2017							
	Lanzarote	Fuerteventura	Gran Canaria	Tenerife	La Palma	CANARY ISLANDS	
Book	Total	168,271	134,970	257,338	296,329	26,144	821,597
	- International	160,998	131,747	252,568	272,592	24,706	784,943
	- Spanish Mainland	7,274	3,223	4,771	23,737	1,438	36,654
Do not book	Total	89,486	58,744	170,108	227,530	17,406	545,250
	- International	76,078	51,738	140,154	202,922	14,467	474,300
	- Spanish Mainland	13,408	7,006	29,955	24,608	2,939	70,950
TOTAL	All markets	257,757	193,715	427,447	523,859	43,550	1,366,848
	- International	237,075	183,485	392,721	475,514	39,173	1,259,243
	- Spanish Mainland	20,682	10,230	34,726	48,345	4,377	107,605
% book package	Total	65.3%	69.7%	60.2%	56.6%	60.0%	60.1%
	- International	67.9%	71.8%	64.3%	57.3%	63.1%	62.3%
	- Spanish Mainland	35.2%	31.5%	13.7%	49.1%	32.9%	34.1%

January - December 2017							
	Lanzarote	Fuerteventura	Gran Canaria	Tenerife	La Palma	CANARY ISLANDS	
Book	Total	1,959,751	1,806,232	2,876,943	3,398,363	227,680	9,697,816
	- International	1,861,077	1,752,136	2,722,262	3,089,199	211,124	9,097,911
	- Spanish Mainland	98,677	54,096	154,681	309,165	16,558	599,904
Do not book	Total	1,186,367	584,749	1,710,628	2,783,227	180,025	6,277,690
	- International	1,023,698	489,919	1,315,893	2,348,431	135,962	5,212,453
	- Spanish Mainland	162,669	94,828	394,736	434,799	44,062	1,065,239
TOTAL	All markets	3,146,117	2,390,980	4,587,569	6,181,592	407,707	15,975,507
	- International	2,884,775	2,242,054	4,038,154	5,437,629	347,087	14,310,366
	- Spanish Mainland	261,344	148,922	549,417	743,963	60,620	1,665,142
% book package	Total	62.3%	75.5%	62.7%	55.0%	55.8%	60.7%
	- International	64.5%	78.1%	67.4%	56.8%	60.8%	63.6%
	- Spanish Mainland	37.8%	36.3%	28.2%	41.6%	27.3%	36.0%

Share of tourists by accommodation type and island of stay

December 2017							
	Lanzarote	Fuerteventura	Gran Canaria	Tenerife	La Palma	CANARY ISLANDS	
International	Hotels	74.7%	82.3%	74.9%	77.3%	42.7%	79.0%
	Rental	12.1%	8.3%	8.4%	5.3%	21.4%	8.5%
	Property	1.3%	2.1%	2.3%	4.2%	1.9%	2.9%
	Cruise	6.8%	4.3%	6.3%	4.4%	27.5%	2.2%
	Others	5.1%	2.9%	8.1%	8.7%	6.6%	7.3%
Spanish Mainland	Hotels	74.2%	53.9%	69.1%	79.2%	82.0%	76.7%
	Rental	6.5%	14.4%	10.8%	6.9%	8.2%	8.8%
	Property	0.8%	2.7%	1.4%	1.7%	0.4%	1.5%
	Cruise	6.8%	14.3%	3.9%	3.1%	3.8%	1.3%
	Others	11.6%	14.7%	14.8%	9.1%	5.6%	11.6%
TOTAL	Hotels	74.7%	80.8%	74.4%	77.5%	46.7%	78.8%
	Rental	11.6%	8.6%	8.6%	5.5%	20.0%	8.6%
	Property	1.2%	2.2%	2.2%	4.0%	1.7%	2.8%
	Cruise	6.8%	4.8%	6.1%	4.3%	25.1%	2.2%
	Others	5.6%	3.5%	8.7%	8.8%	6.5%	7.7%

January - December 2017							
	Lanzarote	Fuerteventura	Gran Canaria	Tenerife	La Palma	CANARY ISLANDS	
International	Hotels	76.9%	83.4%	76.2%	78.6%	51.9%	80.4%
	Rental	12.6%	7.2%	10.2%	5.7%	18.8%	9.0%
	Property	1.3%	1.6%	1.7%	3.4%	3.6%	2.3%
	Cruise	5.2%	5.0%	5.2%	3.2%	20.8%	1.6%
	Others	4.1%	2.8%	6.7%	9.1%	5.0%	6.6%
Spanish Mainland	Hotels	77.7%	68.2%	64.9%	71.3%	60.6%	70.2%
	Rental	6.0%	13.2%	12.5%	9.2%	18.9%	10.4%
	Property	1.4%	2.6%	1.7%	2.0%	2.3%	1.9%
	Cruise	1.2%	2.1%	0.6%	0.9%	3.2%	0.4%
	Others	13.7%	13.9%	20.4%	16.7%	14.9%	17.1%
TOTAL	Hotels	77.0%	82.4%	74.9%	77.7%	53.2%	79.4%
	Rental	12.0%	7.6%	10.5%	6.1%	18.8%	9.2%
	Property	1.3%	1.7%	1.7%	3.2%	3.4%	2.3%
	Cruise	4.8%	4.8%	4.6%	2.9%	18.1%	1.5%
	Others	4.9%	3.5%	8.3%	10.1%	6.5%	7.7%

Source: Frontur (ISTAC). Tourist arrivals by air.

Note: in the islands are included tourists who have chosen the island as the main destination of their trip or as a secondary destination.