

# Tourist arrivals in the Canary Islands (ISTAC)

December 2019



## CANARY ISLANDS

	United Kingdom	Germany	Belgium	France	Netherlands	Ireland	Italy	Switzerland	Denmark	Finland	Norway	Sweden	Nordics	Others	International	Mainland	TOTAL
2018	396,979	278,120	33,298	38,326	45,924	40,580	41,781	25,551	37,984	48,885	58,587	88,781	234,237	102,730	1,237,524	104,990	1,342,514
2019	392,287	254,798	33,669	43,106	51,884	38,965	41,108	20,210	35,763	45,259	56,559	85,304	222,885	100,643	1,199,556	126,368	1,325,924
Change	-4,692	-23,322	371	4,780	5,960	-1,615	-673	-5,341	-2,221	-3,626	-2,028	-3,477	-11,352	-2,087	-37,968	21,378	-16,590
Change, %	-1.2%	-8.4%	1.1%	12.5%	13.0%	-4.0%	-1.6%	-20.9%	-5.8%	-7.4%	-3.5%	-3.9%	-4.8%	-2.0%	-3.1%	20.4%	-1.2%

## LANZAROTE

	United Kingdom	Germany	Belgium	France	Netherlands	Ireland	Italy	Switzerland	Denmark	Finland	Norway	Sweden	Nordics	Others	International	Mainland	TOTAL
2018	113,580	28,980	4,437	9,236	8,508	20,047	5,245	n.d.	n.d.	n.d.	n.d.	n.d.	14,636	n.d.	217,389	18,135	235,525
2019	112,509	26,869	4,287	11,101	8,557	18,118	5,739	n.d.	n.d.	n.d.	n.d.	n.d.	12,718	n.d.	211,233	20,768	232,001
Change	-1,071	-2,111	-150	1,865	49	-1,929	494	--	--	--	--	--	-1,918	--	-6,156	2,633	-3,524
Change, %	-0.9%	-7.3%	-3.4%	20.2%	0.6%	-9.6%	9.4%	--	--	--	--	--	-13.1%	--	-2.8%	14.5%	-1.5%

## FUERTEVENTURA

	United Kingdom	Germany	Belgium	France	Netherlands	Ireland	Italy	Switzerland	Denmark	Finland	Norway	Sweden	Nordics	Others	International	Mainland	TOTAL
2018	40,475	64,377	1,386	7,381	4,072	3,275	6,109	n.d.	n.d.	n.d.	n.d.	n.d.	13,996	n.d.	155,139	8,543	163,682
2019	34,652	57,590	1,016	8,500	3,954	3,038	6,633	n.d.	n.d.	n.d.	n.d.	n.d.	11,903	n.d.	141,956	8,320	150,277
Change	-5,823	-6,787	-370	1,119	-118	-237	524	--	--	--	--	--	-2,093	--	-13,183	-223	-13,405
Change, %	-14.4%	-10.5%	-26.7%	15.2%	-2.9%	-7.2%	8.6%	--	--	--	--	--	-15.0%	--	-8.5%	-2.6%	-8.2%

## GRAN CANARIA

	United Kingdom	Germany	Belgium	France	Netherlands	Ireland	Italy	Switzerland	Denmark	Finland	Norway	Sweden	Nordics	Others	International	Mainland	TOTAL
2018	57,884	98,835	7,658	6,851	18,449	5,920	8,662	n.d.	n.d.	n.d.	n.d.	n.d.	138,971	n.d.	383,497	29,787	413,284
2019	55,631	101,292	7,406	6,985	20,344	6,320	9,027	n.d.	n.d.	n.d.	n.d.	n.d.	130,509	n.d.	372,448	37,947	410,395
Change	-2,253	2,457	-252	134	1,895	400	365	--	--	--	--	--	-8,462	--	-11,049	8,160	-2,889
Change, %	-3.9%	2.5%	-3.3%	2.0%	10.3%	6.8%	4.2%	--	--	--	--	--	-6.1%	--	-2.9%	27.4%	-0.7%

## TENERIFE

	United Kingdom	Germany	Belgium	France	Netherlands	Ireland	Italy	Switzerland	Denmark	Finland	Norway	Sweden	Nordics	Others	International	Mainland	TOTAL
2018	180,226	68,818	18,596	14,355	13,350	11,090	21,682	n.d.	n.d.	n.d.	n.d.	n.d.	64,120	n.d.	449,694	46,048	495,742
2019	185,916	54,888	20,337	15,993	16,829	11,323	19,644	n.d.	n.d.	n.d.	n.d.	n.d.	63,816	n.d.	445,613	55,397	501,010
Change	5,690	-13,930	1,741	1,638	3,479	233	-2,038	--	--	--	--	--	-304	--	-4,081	9,349	5,268
Change, %	3.2%	-20.2%	9.4%	11.4%	26.1%	2.1%	-9.4%	--	--	--	--	--	-0.5%	--	-0.9%	20.3%	1.1%

## LA PALMA

	United Kingdom	Germany	Belgium	France	Netherlands	Ireland	Italy	Switzerland	Denmark	Finland	Norway	Sweden	Nordics	Others	International	Mainland	TOTAL
2018	2,616	12,350	589	236	1,230	0	74	n.d.	n.d.	n.d.	n.d.	n.d.	1,416	n.d.	21,268	1,999	23,267
2019	2,047	8,494	348	198	1,747	0	58	n.d.	n.d.	n.d.	n.d.	n.d.	2,928	n.d.	17,554	3,038	20,593
Change	-569	-3,856	-241	-38	517	0	-16	--	--	--	--	--	1,512	--	-3,714	1,039	-2,674
Change, %	-21.8%	-31.2%	-40.9%	-16.1%	42.0%	--	-21.6%	--	--	--	--	--	106.8%	--	-17.5%	52.0%	-11.5%

Source: Frontur (ISTAC). Tourist arrivals by air.

Note: on the result of the estimated Canary Islands total arrivals, tourists from La Gomera and El Hierro are included. Only main tourists are taken into account in each island.

# Tourist arrivals in the Canary Islands (ISTAC)

January - December 2019



## CANARY ISLANDS

	United Kingdom	Germany	Belgium	France	Netherlands	Ireland	Italy	Switzerland	Denmark	Finland	Norway	Sweden	Nordics	Others	International	Mainland	TOTAL
2018	5,001,630	3,065,360	409,164	581,915	619,539	560,422	491,569	318,199	320,659	274,552	441,276	600,332	1,636,819	1,139,809	13,824,419	1,735,372	15,559,787
2019	4,939,404	2,651,378	400,098	583,267	583,955	584,856	455,383	263,508	297,297	260,807	431,908	546,370	1,536,382	1,149,248	13,147,476	1,963,390	15,110,866
Change	-62,226	-413,982	-9,066	1,352	-35,584	24,434	-36,186	-54,691	-23,362	-13,745	-9,368	-53,962	-100,437	9,439	-676,943	228,018	-448,921
Change, %	-1.2%	-13.5%	-2.2%	0.2%	-5.7%	4.4%	-7.4%	-17.2%	-7.3%	-5.0%	-2.1%	-9.0%	-6.1%	0.8%	-4.9%	13.1%	-2.9%

## LANZAROTE

	United Kingdom	Germany	Belgium	France	Netherlands	Ireland	Italy	Switzerland	Denmark	Finland	Norway	Sweden	Nordics	Others	International	Mainland	TOTAL
2018	1,368,156	326,661	54,993	143,206	112,913	290,585	71,953	n.d.	n.d.	n.d.	n.d.	n.d.	108,570	n.d.	2,626,734	253,526	2,880,259
2019	1,406,481	305,775	52,230	152,465	94,425	310,169	66,428	n.d.	n.d.	n.d.	n.d.	n.d.	94,645	n.d.	2,617,495	295,542	2,913,037
Change	38,325	-20,886	-2,763	9,259	-18,488	19,584	-5,525	--	--	--	--	--	-13,925	--	-9,239	42,016	32,778
Change, %	2.8%	-6.4%	-5.0%	6.5%	-16.4%	6.7%	-7.7%	--	--	--	--	--	-12.8%	--	-0.4%	16.6%	1.1%

## FUERTEVENTURA

	United Kingdom	Germany	Belgium	France	Netherlands	Ireland	Italy	Switzerland	Denmark	Finland	Norway	Sweden	Nordics	Others	International	Mainland	TOTAL
2018	518,750	850,817	16,477	123,391	57,379	36,707	96,036	n.d.	n.d.	n.d.	n.d.	n.d.	100,472	n.d.	1,989,239	134,838	2,124,077
2019	482,330	688,725	14,904	110,916	49,069	34,971	86,417	n.d.	n.d.	n.d.	n.d.	n.d.	83,394	n.d.	1,740,297	154,647	1,894,946
Change	-36,420	-162,092	-1,573	-12,475	-8,310	-1,736	-9,619	--	--	--	--	--	-17,078	--	-248,942	19,809	-229,131
Change, %	-7.0%	-19.1%	-9.5%	-10.1%	-14.5%	-4.7%	-10.0%	--	--	--	--	--	-17.0%	--	-12.5%	14.7%	-10.8%

## GRAN CANARIA

	United Kingdom	Germany	Belgium	France	Netherlands	Ireland	Italy	Switzerland	Denmark	Finland	Norway	Sweden	Nordics	Others	International	Mainland	TOTAL
2018	827,186	965,159	113,712	105,014	237,935	81,890	103,320	n.d.	n.d.	n.d.	n.d.	n.d.	989,916	n.d.	3,855,463	548,138	4,403,601
2019	759,358	852,928	102,465	91,930	235,449	76,597	98,259	n.d.	n.d.	n.d.	n.d.	n.d.	940,648	n.d.	3,561,014	628,001	4,189,013
Change	-67,828	-112,231	-11,247	-13,084	-2,486	-5,293	-5,061	--	--	--	--	--	-49,268	--	-294,449	79,863	-214,588
Change, %	-8.2%	-11.6%	-9.9%	-12.5%	-1.0%	-6.5%	-4.9%	--	--	--	--	--	-5.0%	--	-7.6%	14.6%	-4.9%

## TENERIFE

	United Kingdom	Germany	Belgium	France	Netherlands	Ireland	Italy	Switzerland	Denmark	Finland	Norway	Sweden	Nordics	Others	International	Mainland	TOTAL
2018	2,229,607	755,824	213,300	195,242	184,405	149,763	217,528	n.d.	n.d.	n.d.	n.d.	n.d.	411,311	n.d.	5,011,846	747,210	5,759,055
2019	2,242,435	638,814	219,729	215,377	179,646	161,600	201,662	n.d.	n.d.	n.d.	n.d.	n.d.	394,576	n.d.	4,905,469	823,690	5,729,162
Change	12,828	-117,010	6,429	20,135	-4,759	11,837	-15,866	--	--	--	--	--	-16,735	--	-106,377	76,480	-29,893
Change, %	0.6%	-15.5%	3.0%	10.3%	-2.6%	7.9%	-7.3%	--	--	--	--	--	-4.1%	--	-2.1%	10.2%	-0.5%

## LA PALMA


	United Kingdom	Germany	Belgium	France	Netherlands	Ireland	Italy	Switzerland	Denmark	Finland	Norway	Sweden	Nordics	Others	International	Mainland	TOTAL
2018	33,757	106,760	6,345	12,507	24,678	338	1,822	n.d.	n.d.	n.d.	n.d.	n.d.	18,810	n.d.	230,020	44,381	274,404
2019	26,827	99,375	6,712	9,126	21,890	433	1,867	n.d.	n.d.	n.d.	n.d.	n.d.	16,122	n.d.	205,952	51,899	257,852
Change	-6,930	-7,385	367	-3,381	-2,788	95	45	--	--	--	--	--	-2,688	--	-24,068	7,518	-16,552
Change, %	-20.5%	-6.9%	5.8%	-27.0%	-11.3%	28.1%	2.5%	--	--	--	--	--	-14.3%	--	-10.5%	16.9%	-6.0%

Source: Frontur (ISTAC). Tourist arrivals by air.

Note: on the result of the estimated Canary Islands total arrivals, tourists from La Gomera and El Hierro are included. Only main tourists are taken into account in each island.

# International tourist arrivals in Spain (INE)

December 2019



## BY COUNTRY OF RESIDENCE

### Monthly

	UK	Germany	Belgium	France	Netherlands	Ireland	Italy	Switzerland	Denmark	Finland	Norway	Sweden	Nordics	Russia	Portugal	Austria	Others	INTERNATIONAL
Dec-18	856,447	537,026	115,299	553,866	153,905	93,838	297,914	96,415	61,659	73,661	95,076	143,951	374,347	60,591	149,171	28,378	1,011,387	4,354,798
Dec-19	790,507	497,204	129,533	556,780	164,461	84,455	306,017	89,314	66,646	67,380	90,179	141,913	366,118	51,852	136,636	38,088	1,019,261	4,314,612
Change	-65,940	-39,822	14,234	2,914	10,556	-9,383	8,103	-7,101	4,987	-6,281	-4,897	-2,038	-8,229	-8,739	-12,535	9,710	7,874	-40,186
Change, %	-7.7%	-7.4%	12.3%	0.5%	6.9%	-10.0%	2.7%	-7.4%	8.1%	-8.5%	-5.2%	-1.4%	-2.2%	-14.4%	-8.4%	34.2%	0.8%	-0.9%

### Year-to-date

	UK	Germany	Belgium	France	Netherlands	Ireland	Italy	Switzerland	Denmark	Finland	Norway	Sweden	Nordics	Russia	Portugal	Austria	Others	INTERNATIONAL
Jan-Dec18	18,523,957	11,414,955	#####	#####	3,855,270	2,053,386	4,389,454	1,883,147	1,389,543	844,634	1,520,398	2,048,958	5,803,533	1,227,530	2,344,322	910,780	#####	82,808,412
Jan-Dec19	18,078,078	11,176,544	#####	#####	3,701,944	2,177,107	4,542,710	1,824,840	1,204,836	762,472	1,488,566	2,092,873	5,548,747	1,311,745	2,440,745	1,186,851	#####	83,701,010
Change	-445,879	-238,411	33,682	-136,649	-153,326	123,721	153,256	-58,307	-184,707	-82,162	-31,832	43,915	-254,786	84,215	96,423	276,071	#####	892,598
Change, %	-2.4%	-2.1%	1.3%	-1.2%	-4.0%	6.0%	3.5%	-3.1%	-13.3%	-9.7%	-2.1%	2.1%	-4.4%	6.9%	4.1%	30.3%	8.0%	1.1%

## BY AUTONOMOUS COMMUNITY

### Monthly


	Canary Islands	Andalusia	Aragon	Asturias	Balearic Islands	Cantabria	C. y Leon	C. La Mancha	Catalonia	Valencian Region	Extremadura	Galicia	Madrid	Murcia	Navarre	Basque Country	La Rioja	SPAIN
Dec-18	1,256,190	552,595	42,258	23,417	183,329	12,742	75,440	0	969,322	427,830	0	83,044	526,753	50,250	0	71,304	0	4,354,798
Dec-19	1,200,794	559,377	37,687	0	124,929	11,088	67,664	21,452	993,085	456,596	0	82,479	529,059	38,725	0	94,320	0	4,314,612
Change	-55,396	6,782	-4,571	-23,417	-58,400	-1,654	-7,776	21,452	23,763	28,766	0	-565	2,306	-11,525	0	23,016	0	-40,186
Change, %	-4.4%	1.2%	-10.8%	-100.0%	-31.9%	-13.0%	-10.3%	--	2.5%	6.7%	--	-0.7%	0.4%	-22.9%	--	32.3%	--	-0.9%

### Year-to-date

	Canary Islands	Andalusia	Aragon	Asturias	Balearic Islands	Cantabria	C. y Leon	C. La Mancha	Catalonia	Valencian Region	Extremadura	Galicia	Madrid	Murcia	Navarre	Basque Country	La Rioja	SPAIN
Jan-Dec18	13,752,022	11,681,255	545,531	274,113	13,851,598	381,179	1,374,465	170,523	19,196,344	9,206,908	203,206	1,512,510	7,139,774	1,134,189	173,052	1,552,389	22,014	82,808,412
Jan-Dec19	13,147,010	12,079,017	549,754	273,392	13,680,924	414,089	1,309,549	263,764	19,358,203	9,566,566	164,093	1,634,516	7,638,375	1,055,611	258,174	1,631,931	29,350	83,701,010
Change	-605,012	397,762	4,223	-721	-170,674	32,910	-64,916	93,241	161,859	359,658	-39,113	122,006	498,601	-78,578	85,122	79,542	7,336	892,598
Change, %	-4.4%	3.4%	0.8%	-0.3%	-1.2%	8.6%	-4.7%	54.7%	0.8%	3.9%	-19.2%	8.1%	7.0%	-6.9%	49.2%	5.1%	33.3%	1.1%

# Tourist arrivals in the Canary Islands (ISTAC)

December 2019



## Number of tourists by holiday package booking and country of residence

### December 2019

	Book	Do not book	TOTAL	% Book	% Do not book
<b>International</b>	705,246	494,310	1,199,556	58.8%	41.2%
- Germany	176,214	78,584	254,798	69.2%	30.8%
- Netherlands	32,962	18,921	51,884	63.5%	36.5%
- Ireland	12,290	26,675	38,965	31.5%	68.5%
- Nordics	158,622	64,263	222,885	71.2%	28.8%
- United Kingdom	233,146	159,141	392,287	59.4%	40.6%
- Switzerland	8,355	11,856	20,211	41.3%	58.7%
- Others	83,657	134,869	218,527	38.3%	61.7%
<b>Spanish Mainland</b>	35,580	90,788	126,368	28.2%	71.8%
<b>TOTAL</b>	740,826	585,098	1,325,924	55.9%	44.1%

### January - December 2019

	Book	Do not book	TOTAL	% Book	% Do not book
<b>International</b>	7,920,982	5,226,493	13,147,474	60.2%	39.8%
- Germany	1,900,200	751,178	2,651,378	71.7%	28.3%
- Netherlands	402,784	181,169	583,953	69.0%	31.0%
- Ireland	214,805	370,051	584,856	36.7%	63.3%
- Nordics	1,092,917	443,466	1,536,383	71.1%	28.9%
- United Kingdom	2,984,373	1,955,028	4,939,401	60.4%	39.6%
- Switzerland	127,886	135,621	263,507	48.5%	51.5%
- Others	1,198,019	1,389,976	2,587,995	46.3%	53.7%
<b>Spanish Mainland</b>	593,196	1,370,194	1,963,390	30.2%	69.8%
<b>TOTAL</b>	8,514,180	6,596,688	15,110,868	56.3%	43.7%

## Share of tourists by accommodation type and country of residence

### December 2019

	Hotels and similar	Rental	Property	Cruise	Others
<b>International</b>	73.5%	10.6%	3.9%	4.5%	7.5%
- Germany	64.2%	10.6%	4.5%	16.0%	4.7%
- Netherlands	70.1%	13.6%	1.2%	9.4%	5.8%
- Ireland	69.5%	14.0%	4.9%	0.0%	11.7%
- Nordics	86.2%	6.1%	3.3%	0.0%	4.5%
- United Kingdom	78.1%	10.5%	3.1%	1.0%	7.3%
- Switzerland	67.6%	14.2%	6.9%	3.7%	7.7%
- Others	65.2%	13.6%	5.5%	1.7%	14.0%
<b>Spanish Mainland</b>	70.4%	10.3%	1.5%	2.2%	15.6%
<b>TOTAL</b>	73.2%	10.5%	3.7%	4.3%	8.3%

### January - December 2019


	Hotels and similar	Rental	Property	Cruise	Others
<b>International</b>	76.8%	9.2%	2.8%	2.1%	9.2%
- Germany	74.5%	8.4%	2.9%	8.1%	6.1%
- Netherlands	78.5%	12.5%	1.5%	1.4%	6.1%
- Ireland	73.9%	13.1%	2.4%	0.3%	10.4%
- Nordics	85.4%	5.9%	3.0%	0.0%	5.7%
- United Kingdom	78.5%	8.7%	2.6%	0.6%	9.7%
- Switzerland	75.9%	10.7%	4.0%	1.2%	8.1%
- Others	71.0%	11.3%	3.2%	0.6%	13.9%
<b>Spanish Mainland</b>	67.3%	9.5%	1.9%	0.4%	20.8%
<b>TOTAL</b>	75.5%	9.2%	2.7%	1.9%	10.7%

Source: Frontur (ISTAC). Tourist arrivals by air.

Note: on the result of the estimated Canary Islands total arrivals, tourists from La Gomera and El Hierro are included.

# Tourist arrivals in the Canary Islands (ISTAC)

December 2019



## Number of tourists by holiday package booking and island of stay

December 2019

	Lanzarote	Fuerteventura	Gran Canaria	Tenerife	La Palma	CANARY ISLANDS	
<b>Book</b>	<b>Total</b>	<b>152,222</b>	<b>113,409</b>	<b>254,638</b>	<b>272,536</b>	<b>21,027</b>	<b>740,826</b>
	- International	144,853	111,009	249,865	251,713	20,676	<b>705,246</b>
	- Spanish Mainland	7,370	2,400	4,773	20,824	351	<b>35,580</b>
<b>Do not book</b>	<b>Total</b>	<b>104,511</b>	<b>55,308</b>	<b>162,084</b>	<b>253,721</b>	<b>14,488</b>	<b>585,098</b>
	- International	90,236	48,931	127,797	218,098	11,479	<b>494,310</b>
	- Spanish Mainland	14,275	6,376	34,287	35,623	3,009	<b>90,788</b>
<b>TOTAL</b>	<b>All markets</b>	<b>256,733</b>	<b>168,717</b>	<b>416,723</b>	<b>526,258</b>	<b>35,515</b>	<b>1,325,924</b>
	- International	235,088	159,940	377,662	469,811	32,155	<b>1,199,556</b>
	- Spanish Mainland	21,644	8,776	39,060	56,447	3,360	<b>126,368</b>
<b>% book package</b>	<b>Total</b>	<b>59.3%</b>	<b>67.2%</b>	<b>61.1%</b>	<b>51.8%</b>	<b>59.2%</b>	<b>55.9%</b>
	- International	61.6%	69.4%	66.2%	53.6%	64.3%	<b>58.8%</b>
	- Spanish Mainland	34.1%	27.3%	12.2%	36.9%	10.4%	<b>28.2%</b>

January - December 2019

	Lanzarote	Fuerteventura	Gran Canaria	Tenerife	La Palma	CANARY ISLANDS	
<b>Book</b>	<b>Total</b>	<b>1,800,404</b>	<b>1,370,209</b>	<b>2,471,995</b>	<b>3,104,255</b>	<b>164,929</b>	<b>8,514,180</b>
	- International	1,683,973	1,322,816	2,345,508	2,801,246	153,845	<b>7,920,982</b>
	- Spanish Mainland	116,431	47,393	126,490	303,013	11,086	<b>593,196</b>
<b>Do not book</b>	<b>Total</b>	<b>1,265,171</b>	<b>652,987</b>	<b>1,795,384</b>	<b>2,785,196</b>	<b>178,750</b>	<b>6,596,688</b>
	- International	1,072,055	534,977	1,274,865	2,246,964	129,078	<b>5,226,493</b>
	- Spanish Mainland	193,117	118,010	520,519	538,231	49,672	<b>1,370,194</b>
<b>TOTAL</b>	<b>All markets</b>	<b>3,065,575</b>	<b>2,023,196</b>	<b>4,267,384</b>	<b>5,889,452</b>	<b>343,679</b>	<b>15,110,866</b>
	- International	2,756,026	1,857,791	3,620,371	5,048,209	282,921	<b>13,147,474</b>
	- Spanish Mainland	309,548	165,403	647,010	841,245	60,757	<b>1,963,390</b>
<b>% book package</b>	<b>Total</b>	<b>58.7%</b>	<b>67.7%</b>	<b>57.9%</b>	<b>52.7%</b>	<b>48.0%</b>	<b>56.3%</b>
	- International	61.1%	71.2%	64.8%	55.5%	54.4%	<b>60.2%</b>
	- Spanish Mainland	37.6%	28.7%	19.5%	36.0%	18.2%	<b>30.2%</b>

## Share of tourists by accommodation type and island of stay

December 2019

	Lanzarote	Fuerteventura	Gran Canaria	Tenerife	La Palma	CANARY ISLANDS	
<b>International</b>	Hotels	73.2%	74.5%	71.0%	67.7%	32.6%	<b>73.5%</b>
	Rental	10.2%	10.0%	6.7%	11.5%	21.1%	<b>10.6%</b>
	Property	1.4%	3.2%	3.3%	5.1%	3.2%	<b>3.9%</b>
	Cruise	8.7%	9.2%	11.9%	6.8%	37.7%	<b>4.5%</b>
	Others	6.5%	3.1%	7.2%	8.9%	5.4%	<b>7.5%</b>
<b>Spanish Mainland</b>	Hotels	74.3%	57.9%	75.5%	68.7%	41.7%	<b>70.4%</b>
	Rental	6.0%	21.7%	7.4%	10.3%	36.8%	<b>10.3%</b>
	Property	2.4%	2.1%	0.8%	1.2%	7.4%	<b>1.5%</b>
	Cruise	0.7%	1.3%	0.5%	4.6%	0.8%	<b>2.2%</b>
	Others	16.6%	16.9%	15.8%	15.3%	13.3%	<b>15.6%</b>
<b>TOTAL</b>	Hotels	73.3%	73.6%	71.4%	67.8%	33.5%	<b>73.2%</b>
	Rental	9.9%	10.6%	6.8%	11.4%	22.6%	<b>10.5%</b>
	Property	1.5%	3.1%	3.0%	4.7%	3.6%	<b>3.7%</b>
	Cruise	8.1%	8.8%	10.8%	6.6%	34.2%	<b>4.3%</b>
	Others	7.3%	3.9%	8.0%	9.6%	6.2%	<b>8.3%</b>

January - December 2019

	Lanzarote	Fuerteventura	Gran Canaria	Tenerife	La Palma	CANARY ISLANDS	
<b>International</b>	Hotels	76.8%	79.9%	76.0%	72.8%	41.4%	<b>76.8%</b>
	Rental	9.1%	9.1%	6.5%	9.5%	27.5%	<b>9.2%</b>
	Property	1.4%	2.4%	2.9%	3.3%	3.1%	<b>2.8%</b>
	Cruise	3.6%	5.0%	6.6%	3.1%	20.0%	<b>2.1%</b>
	Others	9.0%	3.7%	8.1%	11.3%	7.9%	<b>9.2%</b>
<b>Spanish Mainland</b>	Hotels	73.1%	63.0%	66.8%	67.6%	48.3%	<b>67.3%</b>
	Rental	3.1%	16.1%	7.9%	10.2%	31.9%	<b>9.5%</b>
	Property	1.9%	2.3%	1.1%	2.1%	3.7%	<b>1.9%</b>
	Cruise	0.3%	0.4%	0.3%	0.9%	1.1%	<b>0.4%</b>
	Others	21.5%	18.1%	23.8%	19.1%	14.9%	<b>20.8%</b>
<b>TOTAL</b>	Hotels	76.4%	78.5%	74.6%	72.0%	42.6%	<b>75.5%</b>
	Rental	8.5%	9.6%	6.7%	9.6%	28.3%	<b>9.2%</b>
	Property	1.5%	2.3%	2.6%	3.2%	3.2%	<b>2.7%</b>
	Cruise	3.3%	4.6%	5.7%	2.7%	16.7%	<b>1.9%</b>
	Others	10.3%	4.9%	10.4%	12.4%	9.1%	<b>10.7%</b>

Source: Frontur (ISTAC). Tourist arrivals by air.

Note: in the islands are included tourists who have chosen the island as the main destination of their trip or as a secondary destination.