

Tourist arrivals in the Canary Islands (ISTAC)

December 2020



CANARY ISLANDS

	United Kingdom	Germany	Belgium	France	Netherlands	Ireland	Italy	Switzerland	Denmark	Finland	Norway	Sweden	Nordics	Others	International	Mainland	TOTAL
2019	392,287	254,798	33,669	43,106	51,884	38,965	41,109	20,210	35,763	45,259	56,559	85,304	222,885	100,643	1,199,556	126,368	1,325,924
2020	64,307	61,431	14,996	15,068	5,923	5,357	4,311	4,221	498	288	449	6,231	7,466	29,685	212,766	42,124	254,890
Change	-327,980	-193,367	-18,673	-28,038	-45,961	-33,608	-36,798	-15,989	-35,265	-44,971	-56,110	-79,073	-215,419	-70,958	-986,790	-84,244	-1,071,034
Change, %	-83.6%	-75.9%	-55.5%	-65.0%	-88.6%	-86.3%	-89.5%	-79.1%	-98.6%	-99.4%	-99.2%	-92.7%	-96.7%	-70.5%	-82.3%	-66.7%	-80.8%

LANZAROTE

	United Kingdom	Germany	Belgium	France	Netherlands	Ireland	Italy	Switzerland	Denmark	Finland	Norway	Sweden	Nordics	Others	International	Mainland	TOTAL
2019	112,509	26,869	4,287	11,101	8,557	18,118	5,739	n.d.	n.d.	n.d.	n.d.	n.d.	12,718	n.d.	211,233	20,768	232,001
2020	12,925	4,168	1,938	3,173	647	2,017	305	n.d.	n.d.	n.d.	n.d.	n.d.	44	n.d.	27,538	7,182	34,720
Change	-99,584	-22,701	-2,349	-7,928	-7,910	-16,101	-5,434	--	--	--	--	--	-12,674	--	-183,695	-13,586	-197,281
Change, %	-88.5%	-84.5%	-54.8%	-71.4%	-92.4%	-88.9%	-94.7%	--	--	--	--	--	-99.7%	--	-87.0%	-65.4%	-85.0%

FUERTEVENTURA

	United Kingdom	Germany	Belgium	France	Netherlands	Ireland	Italy	Switzerland	Denmark	Finland	Norway	Sweden	Nordics	Others	International	Mainland	TOTAL
2019	34,652	57,590	1,016	8,500	3,954	3,038	6,633	n.d.	n.d.	n.d.	n.d.	n.d.	11,903	n.d.	141,956	8,320	150,277
2020	5,612	15,456	1,252	2,023	396	514	706	n.d.	n.d.	n.d.	n.d.	n.d.	874	n.d.	30,002	3,789	33,790
Change	-29,040	-42,134	236	-6,477	-3,558	-2,524	-5,927	--	--	--	--	--	-11,029	--	-111,954	-4,531	-116,487
Change, %	-83.8%	-73.2%	23.2%	-76.2%	-90.0%	-83.1%	-89.4%	--	--	--	--	--	-92.7%	--	-78.9%	-54.5%	-77.5%

GRAN CANARIA

	United Kingdom	Germany	Belgium	France	Netherlands	Ireland	Italy	Switzerland	Denmark	Finland	Norway	Sweden	Nordics	Others	International	Mainland	TOTAL
2019	55,631	101,292	7,406	6,985	20,344	6,320	9,027	n.d.	n.d.	n.d.	n.d.	n.d.	130,509	n.d.	372,448	37,947	410,395
2020	8,337	24,800	4,387	2,663	2,273	555	1,381	n.d.	n.d.	n.d.	n.d.	n.d.	5,647	n.d.	61,700	12,869	74,568
Change	-47,294	-76,492	-3,019	-4,322	-18,071	-5,765	-7,646	--	--	--	--	--	-124,862	--	-310,748	-25,078	-335,827
Change, %	-85.0%	-75.5%	-40.8%	-61.9%	-88.8%	-91.2%	-84.7%	--	--	--	--	--	-95.7%	--	-83.4%	-66.1%	-81.8%

TENERIFE

	United Kingdom	Germany	Belgium	France	Netherlands	Ireland	Italy	Switzerland	Denmark	Finland	Norway	Sweden	Nordics	Others	International	Mainland	TOTAL
2019	185,916	54,888	20,337	15,993	16,829	11,323	19,644	n.d.	n.d.	n.d.	n.d.	n.d.	63,816	n.d.	445,613	55,397	501,010
2020	37,092	13,652	6,515	7,123	2,508	2,271	1,888	n.d.	n.d.	n.d.	n.d.	n.d.	886	n.d.	88,083	16,345	104,428
Change	-148,824	-41,236	-13,822	-8,870	-14,321	-9,052	-17,756	--	--	--	--	--	-62,930	--	-357,530	-39,052	-396,582
Change, %	-80.0%	-75.1%	-68.0%	-55.5%	-85.1%	-79.9%	-90.4%	--	--	--	--	--	-98.6%	--	-80.2%	-70.5%	-79.2%

LA PALMA

	United Kingdom	Germany	Belgium	France	Netherlands	Ireland	Italy	Switzerland	Denmark	Finland	Norway	Sweden	Nordics	Others	International	Mainland	TOTAL
2019	2,047	8,494	348	198	1,747	0	58	n.d.	n.d.	n.d.	n.d.	n.d.	2,928	n.d.	17,554	3,038	20,593
2020	25	1,677	418	60	42	0	14	n.d.	n.d.	n.d.	n.d.	n.d.	5	n.d.	2,688	1,284	3,972
Change	-2,022	-6,817	70	-138	-1,705	0	-44	--	--	--	--	--	-2,923	--	-14,866	-1,754	-16,621
Change, %	-98.8%	-80.3%	20.1%	-69.7%	-97.6%	--	-75.9%	--	--	--	--	--	-99.8%	--	-84.7%	-57.7%	-80.7%

Source: Frantur (ISTAC). Tourist arrivals by air.

Note: on the result of the estimated Canary Islands total arrivals, tourists from La Gomera and El Hierro are included. Only main tourists are taken into account in each island.

Tourist arrivals in the Canary Islands (ISTAC)

January - December 2020



CANARY ISLANDS

	United Kingdom	Germany	Belgium	France	Netherlands	Ireland	Italy	Switzerland	Denmark	Finland	Norway	Sweden	Nordics	Others	International	Mainland	TOTAL
2019	4,939,404	2,651,378	400,098	583,267	583,955	584,856	455,384	263,508	297,297	260,808	431,909	546,371	1,536,385	1,149,249	13,147,474	1,968,585	15,116,060
2020	1,174,686	893,761	156,150	204,722	174,557	118,458	133,708	68,129	109,200	102,169	135,835	192,511	539,715	359,400	3,823,282	812,838	4,636,119
Change	-3,764,718	-1,757,617	-243,948	-378,545	-409,398	-466,398	-321,676	-195,379	-188,097	-158,639	-296,074	-353,860	-996,670	-789,849	-9,324,192	-1,155,747	-10,479,941
Change, %	-76.2%	-66.3%	-61.0%	-64.9%	-70.1%	-79.7%	-70.6%	-74.1%	-63.3%	-60.8%	-68.6%	-64.8%	-64.9%	-68.7%	-70.9%	-58.7%	-69.3%

LANZAROTE

	United Kingdom	Germany	Belgium	France	Netherlands	Ireland	Italy	Switzerland	Denmark	Finland	Norway	Sweden	Nordics	Others	International	Mainland	TOTAL
2019	1,406,482	305,775	52,230	152,466	94,425	310,171	66,428	n.d.	n.d.	n.d.	n.d.	n.d.	94,645	n.d.	2,617,495	295,542	2,913,037
2020	298,255	88,478	17,380	51,566	26,974	50,678	16,279	n.d.	n.d.	n.d.	n.d.	n.d.	27,991	n.d.	612,294	127,611	739,907
Change	-1,108,227	-217,297	-34,850	-100,900	-67,451	-259,493	-50,149	--	--	--	--	--	-66,654	--	-2,005,201	-167,931	-2,173,130
Change, %	-78.8%	-71.1%	-66.7%	-66.2%	-71.4%	-83.7%	-75.5%	--	--	--	--	--	-70.4%	--	-76.6%	-56.8%	-74.6%

FUERTEVENTURA

	United Kingdom	Germany	Belgium	France	Netherlands	Ireland	Italy	Switzerland	Denmark	Finland	Norway	Sweden	Nordics	Others	International	Mainland	TOTAL
2019	482,331	688,725	14,905	110,917	49,070	34,971	86,417	n.d.	n.d.	n.d.	n.d.	n.d.	83,394	n.d.	1,740,298	154,647	1,894,946
2020	110,918	235,314	8,136	34,386	15,350	8,241	23,117	n.d.	n.d.	n.d.	n.d.	n.d.	28,522	n.d.	520,464	80,323	600,785
Change	-371,413	-453,411	-6,769	-76,531	-33,720	-26,730	-63,300	--	--	--	--	--	-54,872	--	-1,219,834	-74,324	-1,294,161
Change, %	-77.0%	-65.8%	-45.4%	-69.0%	-68.7%	-76.4%	-73.2%	--	--	--	--	--	-65.8%	--	-70.1%	-48.1%	-68.3%

GRAN CANARIA

	United Kingdom	Germany	Belgium	France	Netherlands	Ireland	Italy	Switzerland	Denmark	Finland	Norway	Sweden	Nordics	Others	International	Mainland	TOTAL
2019	759,358	852,928	102,465	92,148	235,449	76,597	98,259	n.d.	n.d.	n.d.	n.d.	n.d.	940,648	n.d.	3,561,231	632,844	4,194,076
2020	166,770	284,296	31,416	29,727	68,025	18,613	29,540	n.d.	n.d.	n.d.	n.d.	n.d.	319,353	n.d.	1,070,127	232,835	1,302,963
Change	-592,588	-568,632	-71,049	-62,421	-167,424	-57,984	-68,719	--	--	--	--	--	-621,295	--	-2,491,104	-400,009	-2,891,113
Change, %	-78.0%	-66.7%	-69.3%	-67.7%	-71.1%	-75.7%	-69.9%	--	--	--	--	--	-66.0%	--	-70.0%	-63.2%	-68.9%

TENERIFE

	United Kingdom	Germany	Belgium	France	Netherlands	Ireland	Italy	Switzerland	Denmark	Finland	Norway	Sweden	Nordics	Others	International	Mainland	TOTAL
2019	2,242,435	638,815	219,729	215,377	179,646	161,600	201,664	n.d.	n.d.	n.d.	n.d.	n.d.	394,576	n.d.	4,905,469	823,690	5,729,162
2020	583,626	231,884	95,011	84,483	56,754	40,493	63,952	n.d.	n.d.	n.d.	n.d.	n.d.	155,032	n.d.	1,517,422	342,206	1,859,628
Change	-1,658,809	-406,931	-124,718	-130,894	-122,892	-121,107	-137,712	--	--	--	--	--	-239,544	--	-3,388,047	-481,484	-3,869,534
Change, %	-74.0%	-63.7%	-56.8%	-60.8%	-68.4%	-74.9%	-68.3%	--	--	--	--	--	-60.7%	--	-69.1%	-58.5%	-67.5%

LA PALMA


	United Kingdom	Germany	Belgium	France	Netherlands	Ireland	Italy	Switzerland	Denmark	Finland	Norway	Sweden	Nordics	Others	International	Mainland	TOTAL
2019	26,828	99,376	6,712	9,126	21,890	433	1,867	n.d.	n.d.	n.d.	n.d.	n.d.	16,122	n.d.	205,952	51,899	257,852
2020	7,862	27,885	2,168	2,214	5,725	17	698	n.d.	n.d.	n.d.	n.d.	n.d.	6,214	n.d.	57,661	24,191	81,852
Change	-18,966	-71,491	-4,544	-6,912	-16,165	-416	-1,169	--	--	--	--	--	-9,908	--	-148,291	-27,708	-176,000
Change, %	-70.7%	-71.9%	-67.7%	-75.7%	-73.8%	-96.1%	-62.6%	--	--	--	--	--	-61.5%	--	-72.0%	-53.4%	-68.3%

Source: Frontur (ISTAC). Tourist arrivals by air.

Note: on the result of the estimated Canary Islands total arrivals, tourists from La Gomera and El Hierro are included. Only main tourists are taken into account in each island.

International tourist arrivals in Spain (INE)

December 2019



BY COUNTRY OF RESIDENCE

Monthly

	UK	Germany	Belgium	France	Netherlands	Ireland	Italy	Switzerland	Denmark	Finland	Norway	Sweden	Nordics	Russia	Portugal	Austria	Others	INTERNATIONAL
Dec-19	786,044	495,062	129,864	552,553	163,930	83,633	305,220	88,968	66,493	66,976	89,646	141,025	364,140	52,703	136,294	38,253	1,022,430	4,304,741
Dec-20	109,700	82,840	37,958	164,264	21,399	12,641	24,933	17,335	3,672	1,351	2,211	13,068	20,302	0	32,733	7,162	86,058	648,669
Change	-676,344	-412,222	-91,906	-388,289	-142,531	-70,992	-280,287	-71,633	-62,821	-65,625	-87,435	-127,957	-343,838	-52,703	-103,561	-31,091	-936,372	-3,656,072
Change, %	-86.0%	-83.3%	-70.8%	-70.3%	-86.9%	-84.9%	-91.8%	-80.5%	-94.5%	-98.0%	-97.5%	-90.7%	-94.4%	-100.0%	-76.0%	-81.3%	-91.6%	-84.9%

Year-to-date

	UK	Germany	Belgium	France	Netherlands	Ireland	Italy	Switzerland	Denmark	Finland	Norway	Sweden	Nordics	Russia	Portugal	Austria	Others	INTERNATIONAL
Jan-Dec19	18,012,482	11,158,022	2,525,887	11,147,397	3,684,260	2,177,592	4,534,513	1,811,867	1,202,528	760,291	1,480,842	2,086,452	5,530,113	1,314,079	2,428,789	1,195,901	17,434,980	83,509,151
Jan-Dec20	3,173,862	2,410,493	747,015	3,877,619	922,796	329,426	948,388	398,926	276,666	177,526	261,227	456,786	1,172,205	134,480	755,791	176,713	3,452,988	18,957,855
Change	-14,838,620	-8,747,529	-1,778,872	-7,269,778	-2,761,464	-1,848,166	-3,586,125	-1,412,941	-925,862	-582,765	-1,219,615	-1,629,666	-4,357,908	-1,179,599	-1,672,998	-1,019,188	-13,981,992	-64,551,296
Change, %	-82.4%	-78.4%	-70.4%	-65.2%	-75.0%	-84.9%	-79.1%	-78.0%	-77.0%	-76.7%	-82.4%	-78.1%	-78.8%	-89.8%	-68.9%	-85.2%	-80.2%	-77.3%

BY AUTONOMOUS COMMUNITY

Monthly


	Canary Islands	Andalusia	Aragon	Asturias	Balearic Islands	Cantabria	C. y Leon	C. La Mancha	Catalonia	Valencian Region	Extremadura	Galicia	Madrid	Murcia	Navarre	Basque Country	La Rioja	SPAIN
Dec-19	1,200,768	557,861	37,262	0	124,847	10,712	66,761	21,207	993,169	454,520	0	81,580	528,787	37,938	0	93,080	0	4,304,741
Dec-20	207,064	60,577	0	1	22,083	4,008	22,721	22,469	97,305	71,865	1	28,072	47,885	8,194	1	22,015	1	648,669
Change	-993,704	-497,284	-37,262	1	-102,764	-6,704	-44,040	1,262	-895,864	-382,655	1	-53,508	-480,902	-29,744	1	-71,065	1	-3,656,072
Change, %	-82.8%	-89.1%	-100.0%	--	-82.3%	-62.6%	-66.0%	6.0%	-90.2%	-84.2%	--	-65.6%	-90.9%	-78.4%	--	-76.3%	--	-84.9%

Year-to-date

	Canary Islands	Andalusia	Aragon	Asturias	Balearic Islands	Cantabria	C. y Leon	C. La Mancha	Catalonia	Valencian Region	Extremadura	Galicia	Madrid	Murcia	Navarre	Basque Country	La Rioja	SPAIN
Jan-Dec19	13,146,862	12,023,153	544,762	262,089	13,679,781	392,517	1,286,199	262,044	19,375,153	9,535,495	164,356	1,624,709	7,640,980	1,037,819	253,659	1,611,281	28,148	83,509,151
Jan-Dec20	3,787,455	2,704,566	164,017	51,041	1,721,680	92,226	429,606	77,367	3,875,947	2,548,993	25,935	543,252	1,707,232	281,304	1	530,828	1	18,957,855
Change	-9,359,407	-9,318,587	-380,745	-211,048	-11,958,101	-300,291	-856,593	-184,677	-15,499,206	-6,986,502	-138,421	-1,081,457	-5,933,748	-756,515	-253,658	-1,080,453	-28,147	-64,551,296
Change, %	-71.2%	-77.5%	-69.9%	-80.5%	-87.4%	-76.5%	-66.6%	-70.5%	-80.0%	-73.3%	-84.2%	-66.6%	-77.7%	-72.9%	-100.0%	-67.1%	-100.0%	-77.3%

Tourist arrivals in the Canary Islands (ISTAC)

December 2020



Number of tourists by holiday package booking and country of residence

December 2020

	Book	Do not book	TOTAL	% Book	% Do not book
International	85,278	127,488	212,766	40.1%	59.9%
- Germany	33,258	28,173	61,431	54.1%	45.9%
- Netherlands	2,380	3,543	5,923	40.2%	59.8%
- Ireland	793	4,564	5,357	14.8%	85.2%
- Nordics	4,660	2,806	7,466	62.4%	37.6%
- United Kingdom	27,123	37,184	64,307	42.2%	57.8%
- Switzerland	821	3,400	4,221	19.5%	80.5%
- Others	16,243	47,817	64,060	25.4%	74.6%
Spanish Mainland	6,492	35,631	42,124	15.4%	84.6%
TOTAL	91,771	163,119	254,890	36.0%	64.0%

January - December 2020

	Book	Do not book	TOTAL	% Book	% Do not book
International	2,079,796	1,743,486	3,823,282	54.4%	45.6%
- Germany	587,971	305,790	893,761	65.8%	34.2%
- Netherlands	103,191	71,368	174,557	59.1%	40.9%
- Ireland	37,161	81,296	118,458	31.4%	68.6%
- Nordics	396,567	143,148	539,713	73.5%	26.5%
- United Kingdom	606,605	568,083	1,174,686	51.6%	48.4%
- Switzerland	29,770	38,360	68,129	43.7%	56.3%
- Others	318,536	535,440	853,976	37.3%	62.7%
Spanish Mainland	154,110	658,726	812,838	19.0%	81.0%
TOTAL	2,233,907	2,402,211	4,636,119	48.2%	51.8%

Share of tourists by accommodation type and country of residence

December 2020

	Hotels and similar	Rental	Property	Cruise	Others
International	60.2%	10.5%	8.5%	4.6%	16.3%
- Germany	54.2%	8.9%	7.1%	15.5%	14.4%
- Netherlands	63.1%	4.8%	9.1%	0.2%	22.8%
- Ireland	49.5%	19.6%	12.2%	0.0%	18.7%
- Nordics	80.6%	5.3%	6.3%	0.0%	7.7%
- United Kingdom	66.1%	9.9%	9.0%	0.0%	15.0%
- Switzerland	56.4%	18.6%	8.2%	2.5%	14.4%
- Others	58.6%	12.3%	9.3%	0.1%	19.6%
Spanish Mainland	57.4%	16.2%	2.1%	0.1%	24.1%
TOTAL	59.7%	11.4%	7.5%	3.8%	17.5%

January - December 2020


	Hotels and similar	Rental	Property	Cruise	Others
International	69.5%	11.2%	4.4%	4.0%	10.9%
- Germany	62.4%	10.3%	4.8%	14.6%	7.9%
- Netherlands	68.9%	16.5%	2.5%	1.2%	10.8%
- Ireland	67.0%	16.2%	4.4%	0.5%	11.9%
- Nordics	85.5%	7.5%	2.4%	0.0%	4.6%
- United Kingdom	71.6%	11.4%	4.5%	1.1%	11.4%
- Switzerland	72.0%	11.8%	4.5%	1.3%	10.4%
- Others	64.0%	12.4%	5.7%	0.5%	17.4%
Spanish Mainland	56.9%	15.1%	2.0%	0.2%	25.8%
TOTAL	67.3%	11.9%	4.0%	3.3%	13.5%

Source: Frontur (ISTAC). Tourist arrivals by air.

Note: on the result of the estimated Canary Islands total arrivals, tourists from La Gomera and El Hierro are included.

Tourist arrivals in the Canary Islands (ISTAC)

December 2020



Number of tourists by holiday package booking and island of stay

December 2020

	Lanzarote	Fuerteventura	Gran Canaria	Tenerife	La Palma	CANARY ISLANDS	
Book	Total	11,401	22,276	33,335	37,440	5,170	91,771
	- International	10,423	21,659	32,320	33,538	5,103	85,278
	- Spanish Mainland	978	617	1,014	3,902	67	6,492
Do not book	Total	27,515	17,884	43,237	74,092	4,581	163,119
	- International	21,072	14,403	31,122	61,332	3,222	127,488
	- Spanish Mainland	6,443	3,481	12,114	12,760	1,359	35,631
TOTAL	All markets	38,916	40,160	76,572	111,533	9,751	254,890
	- International	31,495	36,062	63,443	94,871	8,324	212,766
	- Spanish Mainland	7,421	4,098	13,129	16,662	1,427	42,124
% book package	Total	29.3%	55.5%	43.5%	33.6%	53.0%	36.0%
	- International	33.1%	60.1%	50.9%	35.4%	61.3%	40.1%
	- Spanish Mainland	13.2%	15.1%	7.7%	23.4%	4.7%	15.4%

January - December 2020

	Lanzarote	Fuerteventura	Gran Canaria	Tenerife	La Palma	CANARY ISLANDS	
Book	Total	397,073	397,538	712,229	832,301	57,654	2,233,907
	- International	359,481	377,718	682,258	765,023	54,258	2,079,796
	- Spanish Mainland	37,590	19,822	29,969	67,280	3,394	154,110
Do not book	Total	398,351	255,419	620,791	1,101,863	66,068	2,402,211
	- International	302,252	188,751	409,868	816,379	40,164	1,743,486
	- Spanish Mainland	96,099	66,668	210,922	285,482	25,905	658,726
TOTAL	All markets	795,423	652,957	1,333,021	1,934,162	123,721	4,636,119
	- International	661,734	566,466	1,092,127	1,581,401	94,423	3,823,282
	- Spanish Mainland	133,691	86,490	240,893	352,762	29,298	812,838
% book package	Total	49.9%	60.9%	53.4%	43.0%	46.6%	48.2%
	- International	54.3%	66.7%	62.5%	48.4%	57.5%	54.4%
	- Spanish Mainland	28.1%	22.9%	12.4%	19.1%	11.6%	19.0%

Share of tourists by accommodation type and island of stay

December 2020

	Lanzarote	Fuerteventura	Gran Canaria	Tenerife	La Palma	CANARY ISLANDS	
International	Hotels	49.9%	60.0%	59.8%	56.5%	7.9%	60.2%
	Rental	19.5%	12.9%	8.5%	6.9%	12.5%	10.5%
	Property	7.6%	4.9%	4.9%	10.8%	6.6%	8.5%
	Cruise	8.4%	13.5%	15.1%	5.1%	58.8%	4.6%
	Others	14.6%	8.7%	11.6%	20.7%	14.2%	16.3%
Spanish Mainland	Hotels	53.0%	54.1%	54.7%	63.7%	53.8%	57.4%
	Rental	17.2%	23.9%	10.5%	15.4%	28.7%	16.2%
	Property	2.2%	4.2%	1.0%	2.5%	1.8%	2.1%
	Cruise	0.2%	0.4%	0.2%	0.2%	0.0%	0.1%
	Others	27.4%	17.4%	33.5%	18.2%	15.7%	24.1%
TOTAL	Hotels	50.5%	59.4%	58.9%	57.5%	14.6%	59.7%
	Rental	19.0%	14.0%	8.8%	8.2%	14.9%	11.4%
	Property	6.6%	4.8%	4.3%	9.6%	5.9%	7.5%
	Cruise	6.8%	12.1%	12.6%	4.4%	50.2%	3.8%
	Others	17.1%	9.6%	15.4%	20.3%	14.4%	17.5%

January - December 2020

	Lanzarote	Fuerteventura	Gran Canaria	Tenerife	La Palma	CANARY ISLANDS	
International	Hotels	69.2%	75.7%	70.0%	62.7%	30.4%	69.5%
	Rental	14.6%	9.7%	7.8%	10.4%	23.9%	11.2%
	Property	3.1%	3.4%	2.8%	5.9%	3.4%	4.4%
	Cruise	5.4%	6.2%	9.9%	6.4%	32.7%	4.0%
	Others	7.7%	5.1%	9.4%	14.6%	9.6%	10.9%
Spanish Mainland	Hotels	61.3%	58.7%	57.4%	56.2%	43.7%	56.9%
	Rental	14.2%	19.9%	7.8%	17.4%	31.2%	15.1%
	Property	1.7%	2.6%	1.8%	1.9%	4.2%	2.0%
	Cruise	0.2%	0.1%	0.4%	0.1%	0.1%	0.2%
	Others	22.5%	18.7%	32.5%	24.3%	20.7%	25.8%
TOTAL	Hotels	67.9%	73.4%	67.7%	61.5%	33.6%	67.3%
	Rental	14.5%	11.0%	7.8%	11.7%	25.6%	11.9%
	Property	2.9%	3.3%	2.7%	5.2%	3.6%	4.0%
	Cruise	4.5%	5.4%	8.2%	5.2%	25.0%	3.3%
	Others	10.2%	6.9%	13.6%	16.4%	12.2%	13.5%

Source: Frontur (ISTAC). Tourist arrivals by air.

Note: in the islands are included tourists who have chosen the island as the main destination of their trip or as a secondary destination.