


Tourist arrivals in the Canary Islands (ISTAC)

January 2018



CANARY ISLANDS

	United Kingdom	Germany	Belgium	France	Netherlands	Ireland	Italy	Switzerland	Denmark	Finland	Norway	Sweden	Nordics	Others	International	Mainland	TOTAL
2017	352,657	250,799	32,719	35,722	48,917	36,541	50,891	18,455	49,437	41,792	62,591	99,714	253,534	103,159	1,183,394	103,749	1,287,143
2018	357,764	261,518	33,059	34,202	51,873	40,384	48,261	25,438	47,829	47,267	60,447	102,721	258,264	93,179	1,203,941	98,998	1,302,939
Change	5,107	10,719	340	-1,520	2,956	3,843	-2,630	6,983	-1,608	5,475	-2,144	3,007	4,730	-9,980	20,547	-4,751	15,796
Change, %	1.4%	4.3%	1.0%	-4.3%	6.0%	10.5%	-5.2%	37.8%	-3.3%	13.1%	-3.4%	3.0%	1.9%	-9.7%	1.7%	-4.6%	1.2%

LANZAROTE

	United Kingdom	Germany	Belgium	France	Netherlands	Ireland	Italy	Switzerland	Denmark	Finland	Norway	Sweden	Nordics	Others	International	Mainland	TOTAL
2017	92,753	26,466	3,752	8,135	9,188	17,028	5,426	n.d.	n.d.	n.d.	n.d.	n.d.	18,001	n.d.	193,794	15,731	209,525
2018	83,293	23,663	3,792	7,368	9,098	18,882	4,908	n.d.	n.d.	n.d.	n.d.	n.d.	17,335	n.d.	179,997	13,073	193,069
Change	-9,460	-2,803	40	-767	-90	1,854	-518	--	--	--	--	--	-666	--	-13,797	-2,658	-16,456
Change, %	-10.2%	-10.6%	1.1%	-9.4%	-1.0%	10.9%	-9.5%	--	--	--	--	--	-3.7%	--	-7.1%	-16.9%	-7.9%

FUERTEVENTURA

	United Kingdom	Germany	Belgium	France	Netherlands	Ireland	Italy	Switzerland	Denmark	Finland	Norway	Sweden	Nordics	Others	International	Mainland	TOTAL
2017	34,343	59,183	1,285	6,915	5,227	3,266	9,432	n.d.	n.d.	n.d.	n.d.	n.d.	17,900	n.d.	152,641	8,188	160,829
2018	37,247	56,223	1,370	8,133	4,799	3,598	9,483	n.d.	n.d.	n.d.	n.d.	n.d.	17,112	n.d.	151,416	7,097	158,513
Change	2,904	-2,960	85	1,218	-428	332	51	--	--	--	--	--	-788	--	-1,225	-1,091	-2,316
Change, %	8.5%	-5.0%	6.6%	17.6%	-8.2%	10.2%	0.5%	--	--	--	--	--	-4.4%	--	-0.8%	-13.3%	-1.4%

GRAN CANARIA

	United Kingdom	Germany	Belgium	France	Netherlands	Ireland	Italy	Switzerland	Denmark	Finland	Norway	Sweden	Nordics	Others	International	Mainland	TOTAL
2017	49,390	93,561	7,865	6,171	17,633	6,360	11,207	n.d.	n.d.	n.d.	n.d.	n.d.	128,950	n.d.	355,321	31,640	386,961
2018	57,794	95,956	7,784	5,369	20,177	6,819	9,248	n.d.	n.d.	n.d.	n.d.	n.d.	150,623	n.d.	387,965	30,690	418,655
Change	8,404	2,395	-81	-802	2,544	459	-1,959	--	--	--	--	--	21,673	--	32,644	-950	31,694
Change, %	17.0%	2.6%	-1.0%	-13.0%	14.4%	7.2%	-17.5%	--	--	--	--	--	16.8%	--	9.2%	-3.0%	8.2%

TENERIFE

	United Kingdom	Germany	Belgium	France	Netherlands	Ireland	Italy	Switzerland	Denmark	Finland	Norway	Sweden	Nordics	Others	International	Mainland	TOTAL
2017	170,393	56,583	18,262	13,591	13,755	9,654	24,683	n.d.	n.d.	n.d.	n.d.	n.d.	83,299	n.d.	445,529	44,232	489,761
2018	171,759	65,993	19,553	12,834	14,963	10,942	24,329	n.d.	n.d.	n.d.	n.d.	n.d.	66,683	n.d.	441,779	44,751	486,530
Change	1,366	9,410	1,291	-757	1,208	1,288	-354	--	--	--	--	--	-16,616	--	-3,750	519	-3,231
Change, %	0.8%	16.6%	7.1%	-5.6%	8.8%	13.3%	-1.4%	--	--	--	--	--	-19.9%	--	-0.8%	1.2%	-0.7%

LA PALMA

	United Kingdom	Germany	Belgium	France	Netherlands	Ireland	Italy	Switzerland	Denmark	Finland	Norway	Sweden	Nordics	Others	International	Mainland	TOTAL
2017	4,105	9,397	504	717	2,507	15	62	n.d.	n.d.	n.d.	n.d.	n.d.	4,219	n.d.	24,644	3,085	27,729
2018	4,163	13,993	403	491	2,293	144	111	n.d.	n.d.	n.d.	n.d.	n.d.	4,537	n.d.	29,252	2,561	31,813
Change	58	4,596	-101	-226	-214	129	49	--	--	--	--	--	318	--	4,608	-524	4,084
Change, %	1.4%	48.9%	-20.0%	-31.5%	-8.5%	860.0%	79.0%	--	--	--	--	--	7.5%	--	18.7%	-17.0%	14.7%

Source: Frontur (ISTAC). Tourist arrivals by air.

Note: on the result of the estimated Canary Islands total arrivals, tourists from La Gomera and El Hierro are included. Only main tourists are taken into account in each island.

International tourist arrivals in Spain (INE)

January 2018

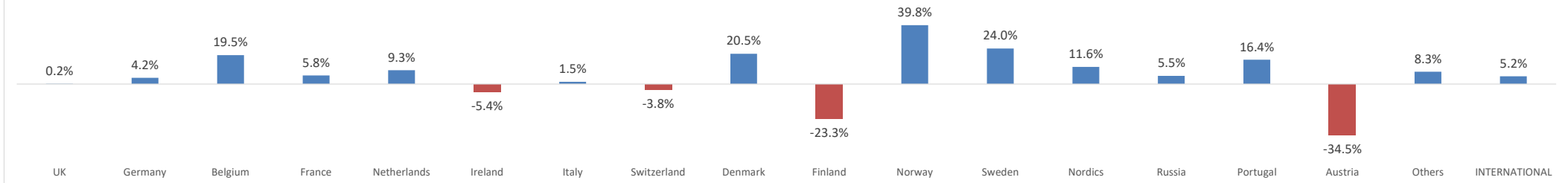


BY COUNTRY OF RESIDENCE

Monthly

	UK	Germany	Belgium	France	Netherlands	Ireland	Italy	Switzerland	Denmark	Finland	Norway	Sweden	Nordics	Russia	Portugal	Austria	Others	INTERNATIONAL
Jan-17	797,942	482,184	109,958	464,734	147,053	84,791	254,180	95,671	93,071	115,920	65,403	108,954	383,348	63,477	99,950	33,423	884,438	3,905,736
Jan-18	799,475	502,298	131,415	491,551	160,742	80,243	258,054	92,052	112,143	88,967	91,455	135,100	427,665	66,971	116,356	21,880	957,682	4,110,137
Change	1,533	20,114	21,457	26,817	13,689	-4,548	3,874	-3,619	19,072	-26,953	26,052	26,146	44,317	3,494	16,406	-11,543	73,244	204,401
Change, %	0.2%	4.2%	19.5%	5.8%	9.3%	-5.4%	1.5%	-3.8%	20.5%	-23.3%	39.8%	24.0%	11.6%	5.5%	16.4%	-34.5%	8.3%	5.2%

Year on year variation (January 18/17)

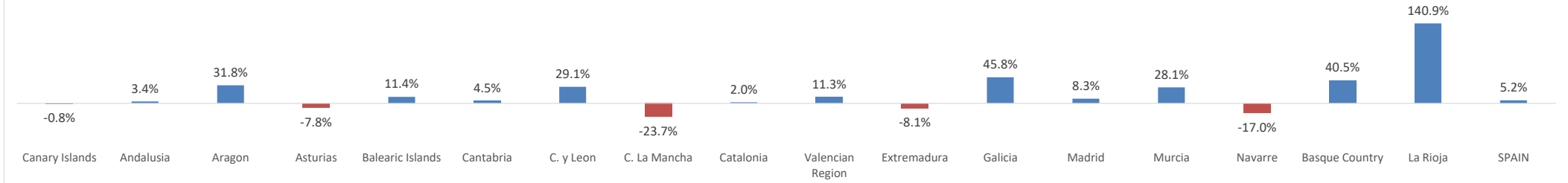


BY AUTONOMOUS COMMUNITY

Monthly


	Canary Islands	Andalusia	Aragon	Asturias	Balearic Islands	Cantabria	C. y Leon	C. La Mancha	Catalonia	Valencian Region	Extremadura	Galicia	Madrid	Murcia	Navarre	Basque Country	La Rioja	SPAIN
Jan-17	1,193,435	522,009	32,583	18,225	107,156	17,196	65,587	22,629	846,213	402,914	24,059	42,138	489,884	41,392	14,513	61,452	4,051	3,905,736
Jan-18	1,183,811	539,516	42,958	16,805	119,418	17,970	84,660	17,261	862,872	448,606	22,101	61,440	530,646	53,027	12,044	86,359	9,757	4,110,137
Change	-9,624	17,507	10,375	-1,420	12,262	774	19,073	-5,368	16,659	45,692	-1,958	19,302	40,762	11,635	-2,469	24,907	5,706	204,401
Change, %	-0.8%	3.4%	31.8%	-7.8%	11.4%	4.5%	29.1%	-23.7%	2.0%	11.3%	-8.1%	45.8%	8.3%	28.1%	-17.0%	40.5%	140.9%	5.2%

Year on year variation (January 18/17)



Tourist arrivals in the Canary Islands (ISTAC)

January 2018



Number of tourists by holiday package booking

January 2018					
	Book	Do not book	TOTAL	% Book	% Do not book
International	677,613	526,328	1,203,941	56.3%	43.7%
- Germany	174,427	87,090	261,518	66.7%	33.3%
- Netherlands	30,350	21,523	51,873	58.5%	41.5%
- Ireland	14,720	25,664	40,384	36.5%	63.5%
- Nordics	175,622	82,642	258,264	68.0%	32.0%
- United Kingdom	196,110	161,654	357,764	54.8%	45.2%
- Switzerland	8,724	16,714	25,438	34.3%	65.7%
- Others	77,660	131,041	208,702	37.2%	62.8%
Spanish Mainland	26,657	72,341	98,998	26.9%	73.1%
TOTAL	704,270	598,669	1,302,939	54.1%	45.9%

January - 2018					
	Book	Do not book	TOTAL	% Book	% Do not book
International	--	--	--	--	--
- Germany	--	--	--	--	--
- Netherlands	--	--	--	--	--
- Ireland	--	--	--	--	--
- Nordics	--	--	--	--	--
- United Kingdom	--	--	--	--	--
- Switzerland	--	--	--	--	--
- Others	--	--	--	--	--
Spanish Mainland	--	--	--	--	--
TOTAL	--	--	--	--	--

Share of tourists by accommodation type

January 2018					
	Hotels	Rental	Property	Cruise	Others
International	69.8%	8.8%	3.8%	5.5%	12.1%
- Germany	64.9%	8.1%	3.6%	13.7%	9.7%
- Netherlands	73.5%	10.4%	1.9%	2.2%	11.9%
- Ireland	68.2%	17.7%	3.1%	0.8%	10.2%
- Nordics	82.1%	7.0%	3.1%	0.1%	7.7%
- United Kingdom	68.8%	6.8%	3.8%	7.4%	13.1%
- Switzerland	64.0%	17.5%	5.4%	0.5%	12.6%
- Others	62.8%	12.2%	5.1%	0.8%	19.0%
Spanish Mainland	63.1%	9.1%	3.1%	2.1%	22.5%
TOTAL	69.3%	8.8%	3.7%	5.2%	12.9%


January - 2018					
	Hotels	Rental	Property	Cruise	Others
International	--	--	--	--	--
- Germany	--	--	--	--	--
- Netherlands	--	--	--	--	--
- Ireland	--	--	--	--	--
- Nordics	--	--	--	--	--
- United Kingdom	--	--	--	--	--
- Switzerland	--	--	--	--	--
- Others	--	--	--	--	--
Spanish Mainland	--	--	--	--	--
TOTAL	--	--	--	--	--

Source: Frontur (ISTAC). Tourist arrivals by air.

Note: on the result of the estimated Canary Islands total arrivals, tourists from La Gomera and El Hierro are included.

Tourist arrivals in the Canary Islands (ISTAC)

January 2018



Number of tourists by holiday package booking and island of stay

January 2018							
	Lanzarote	Fuerteventura	Gran Canaria	Tenerife	La Palma	CANARY ISLANDS	
Book	Total	141,581	158,610	242,433	296,392	38,853	704,270
	- International	133,031	155,872	237,464	281,201	36,661	677,613
	- Spanish Mainland	8,550	2,738	4,968	15,191	2,192	26,657
Do not book	Total	106,536	46,880	159,136	240,918	18,081	598,669
	- International	96,917	39,234	129,587	209,564	14,709	526,328
	- Spanish Mainland	9,620	7,646	29,550	31,354	3,372	72,341
TOTAL	All markets	248,117	205,490	401,569	537,310	56,934	1,302,939
	- International	229,948	195,106	367,051	490,765	51,370	1,203,941
	- Spanish Mainland	18,169	10,384	34,518	46,545	5,564	98,998
% book package	Total	57.1%	77.2%	60.4%	55.2%	68.2%	54.1%
	- International	57.9%	79.9%	64.7%	57.3%	71.4%	56.3%
	- Spanish Mainland	47.1%	26.4%	14.4%	32.6%	39.4%	26.9%

January - 2018							
	Lanzarote	Fuerteventura	Gran Canaria	Tenerife	La Palma	CANARY ISLANDS	
Book	--	--	--	--	--	--	--
	--	--	--	--	--	--	--
	--	--	--	--	--	--	--
Do not book	--	--	--	--	--	--	--
	--	--	--	--	--	--	--
	--	--	--	--	--	--	--
TOTAL	--	--	--	--	--	--	--
	--	--	--	--	--	--	--
	--	--	--	--	--	--	--
% book package	--	--	--	--	--	--	--
	--	--	--	--	--	--	--
	--	--	--	--	--	--	--

Share of tourists by accommodation type and island of stay

January 2018							
	Lanzarote	Fuerteventura	Gran Canaria	Tenerife	La Palma	CANARY ISLANDS	
International	Hotels	70.3%	69.3%	67.5%	69.2%	36.9%	69.8%
	Rental	10.7%	7.5%	10.5%	8.6%	11.4%	8.8%
	Property	2.2%	1.6%	2.1%	3.7%	3.2%	3.8%
	Cruise	12.4%	18.9%	11.6%	8.3%	43.3%	5.5%
	Others	4.4%	2.7%	8.3%	10.2%	5.3%	12.1%
Spanish Mainland	Hotels	74.5%	45.1%	51.3%	60.3%	41.9%	63.1%
	Rental	3.7%	13.1%	14.3%	6.0%	13.7%	9.1%
	Property	1.6%	6.2%	2.8%	3.3%	2.5%	3.1%
	Cruise	9.8%	15.5%	5.2%	4.6%	31.7%	2.1%
	Others	10.5%	20.2%	26.4%	25.8%	10.2%	22.5%
TOTAL	Hotels	70.6%	68.0%	66.2%	68.4%	37.4%	69.3%
	Rental	10.1%	7.8%	10.8%	8.4%	11.6%	8.8%
	Property	2.1%	1.8%	2.2%	3.7%	3.1%	3.7%
	Cruise	12.3%	18.7%	11.0%	8.0%	42.2%	5.2%
	Others	4.8%	3.6%	9.8%	11.6%	5.8%	12.9%

January - 2018							
	Lanzarote	Fuerteventura	Gran Canaria	Tenerife	La Palma	CANARY ISLANDS	
International	--	--	--	--	--	--	--
	--	--	--	--	--	--	--
	--	--	--	--	--	--	--
	--	--	--	--	--	--	--
	--	--	--	--	--	--	--
Spanish Mainland	--	--	--	--	--	--	--
	--	--	--	--	--	--	--
	--	--	--	--	--	--	--
	--	--	--	--	--	--	--
	--	--	--	--	--	--	--
TOTAL	--	--	--	--	--	--	--
	--	--	--	--	--	--	--
	--	--	--	--	--	--	--
	--	--	--	--	--	--	--
	--	--	--	--	--	--	--

Source: Frontur (ISTAC). Tourist arrivals by air.

Note: in the islands are included tourists who have chosen the island as the main destination of their trip or as a secondary destination.