

# Tourist arrivals in the Canary Islands (ISTAC)

January 2019



## CANARY ISLANDS

	United Kingdom	Germany	Belgium	France	Netherlands	Ireland	Italy	Switzerland	Denmark	Finland	Norway	Sweden	Nordics	Others	International	Mainland	TOTAL
2018	357,764	261,518	33,059	34,202	51,873	40,384	48,261	25,438	47,829	47,267	60,447	102,721	258,264	93,179	1,203,941	98,998	1,302,939
2019	368,522	246,362	33,755	35,616	48,890	39,882	45,932	25,479	40,808	43,213	55,882	83,282	223,185	108,036	1,175,659	131,487	1,307,146
Change	10,758	-15,156	696	1,414	-2,983	-502	-2,329	41	-7,021	-4,054	-4,565	-19,439	-35,079	14,857	-28,282	32,489	4,207
Change, %	3.0%	-5.8%	2.1%	4.1%	-5.8%	-1.2%	-4.8%	0.2%	-14.7%	-8.6%	-7.6%	-18.9%	-13.6%	15.9%	-2.3%	32.8%	0.3%

## LANZAROTE

	United Kingdom	Germany	Belgium	France	Netherlands	Ireland	Italy	Switzerland	Denmark	Finland	Norway	Sweden	Nordics	Others	International	Mainland	TOTAL
2018	83,293	23,663	3,792	7,368	9,098	18,882	4,908	n.d.	n.d.	n.d.	n.d.	n.d.	17,335	n.d.	179,997	13,073	193,069
2019	102,234	25,710	3,810	8,637	8,444	19,332	6,465	n.d.	n.d.	n.d.	n.d.	n.d.	12,417	n.d.	199,841	16,551	216,392
Change	18,941	2,047	18	1,269	-654	450	1,557	--	--	--	--	--	-4,918	--	19,844	3,478	23,323
Change, %	22.7%	8.7%	0.5%	17.2%	-7.2%	2.4%	31.7%	--	--	--	--	--	-28.4%	--	11.0%	26.6%	12.1%

## FUERTEVENTURA

	United Kingdom	Germany	Belgium	France	Netherlands	Ireland	Italy	Switzerland	Denmark	Finland	Norway	Sweden	Nordics	Others	International	Mainland	TOTAL
2018	37,247	56,223	1,370	8,133	4,799	3,598	9,483	n.d.	n.d.	n.d.	n.d.	n.d.	17,112	n.d.	151,416	7,097	158,513
2019	36,169	53,743	1,243	6,892	4,022	2,807	6,689	n.d.	n.d.	n.d.	n.d.	n.d.	12,427	n.d.	138,383	7,224	145,607
Change	-1,078	-2,480	-127	-1,241	-777	-791	-2,794	--	--	--	--	--	-4,685	--	-13,033	127	-12,906
Change, %	-2.9%	-4.4%	-9.3%	-15.3%	-16.2%	-22.0%	-29.5%	--	--	--	--	--	-27.4%	--	-8.6%	1.8%	-8.1%

## GRAN CANARIA

	United Kingdom	Germany	Belgium	France	Netherlands	Ireland	Italy	Switzerland	Denmark	Finland	Norway	Sweden	Nordics	Others	International	Mainland	TOTAL
2018	57,794	95,956	7,784	5,369	20,177	6,819	9,248	n.d.	n.d.	n.d.	n.d.	n.d.	150,623	n.d.	387,965	30,690	418,655
2019	48,322	81,659	7,383	4,989	19,433	6,474	10,793	n.d.	n.d.	n.d.	n.d.	n.d.	135,173	n.d.	356,377	55,956	412,332
Change	-9,472	-14,297	-401	-380	-744	-345	1,545	--	--	--	--	--	-15,450	--	-31,588	25,266	-6,323
Change, %	-16.4%	-14.9%	-5.2%	-7.1%	-3.7%	-5.1%	16.7%	--	--	--	--	--	-10.3%	--	-8.1%	82.3%	-1.5%

## TENERIFE

	United Kingdom	Germany	Belgium	France	Netherlands	Ireland	Italy	Switzerland	Denmark	Finland	Norway	Sweden	Nordics	Others	International	Mainland	TOTAL
2018	171,759	65,993	19,553	12,834	14,963	10,942	24,329	n.d.	n.d.	n.d.	n.d.	n.d.	66,683	n.d.	441,779	44,751	486,530
2019	176,624	67,827	20,599	13,945	14,621	11,205	21,719	n.d.	n.d.	n.d.	n.d.	n.d.	60,186	n.d.	447,336	48,733	496,069
Change	4,865	1,834	1,046	1,111	-342	263	-2,610	--	--	--	--	--	-6,497	--	5,557	3,982	9,539
Change, %	2.8%	2.8%	5.3%	8.7%	-2.3%	2.4%	-10.7%	--	--	--	--	--	-9.7%	--	1.3%	8.9%	2.0%

## LA PALMA

	United Kingdom	Germany	Belgium	France	Netherlands	Ireland	Italy	Switzerland	Denmark	Finland	Norway	Sweden	Nordics	Others	International	Mainland	TOTAL
2018	4,163	13,993	403	491	2,293	144	111	n.d.	n.d.	n.d.	n.d.	n.d.	4,537	n.d.	29,252	2,561	31,813
2019	2,615	10,449	392	467	1,887	64	206	n.d.	n.d.	n.d.	n.d.	n.d.	1,974	n.d.	20,612	2,666	23,278
Change	-1,548	-3,544	-11	-24	-406	-80	95	--	--	--	--	--	-2,563	--	-8,640	105	-8,535
Change, %	-37.2%	-25.3%	-2.7%	-4.9%	-17.7%	-55.6%	85.6%	--	--	--	--	--	-56.5%	--	-29.5%	4.1%	-26.8%

Source: Frontur (ISTAC). Tourist arrivals by air.

Note: on the result of the estimated Canary Islands total arrivals, tourists from La Gomera and El Hierro are included. Only main tourists are taken into account in each island.

# International tourist arrivals in Spain (INE)

January 2019

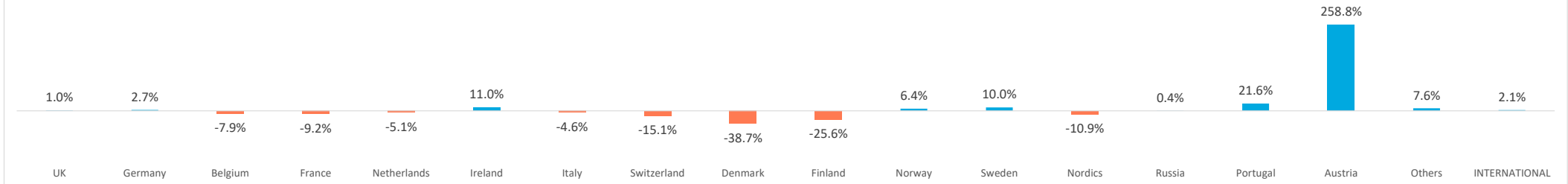


## BY COUNTRY OF RESIDENCE

### Monthly

	UK	Germany	Belgium	France	Netherlands	Ireland	Italy	Switzerland	Denmark	Finland	Norway	Sweden	Nordics	Russia	Portugal	Austria	Others	INTERNATIONAL
Jan-17	799,475	502,298	131,415	491,551	160,742	80,243	258,054	92,052	112,143	88,967	91,455	135,100	427,665	66,971	116,356	21,880	957,682	4,110,137
Jan-18	807,347	515,989	121,066	446,307	152,550	89,089	246,268	78,134	68,722	66,165	97,345	148,618	380,850	67,211	141,540	78,513	1,030,672	4,196,939
Change	7,872	13,691	-10,349	-45,244	-8,192	8,846	-11,786	-13,918	-43,421	-22,802	5,890	13,518	-46,815	240	25,184	56,633	72,990	86,802
Change, %	1.0%	2.7%	-7.9%	-9.2%	-5.1%	11.0%	-4.6%	-15.1%	-38.7%	-25.6%	6.4%	10.0%	-10.9%	0.4%	21.6%	258.8%	7.6%	2.1%

### Year on year variation (January 19/18)

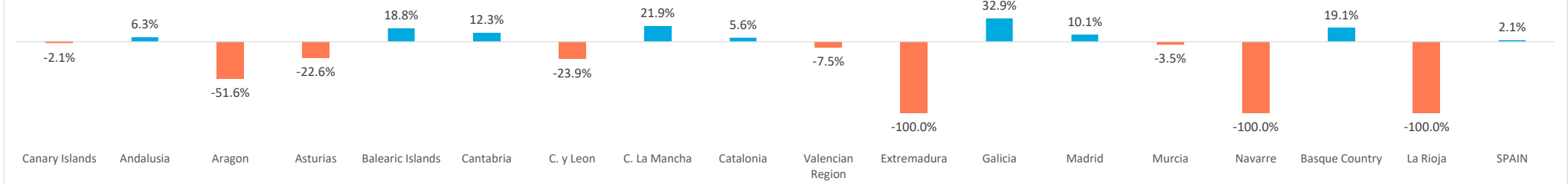


## BY AUTONOMOUS COMMUNITY

### Monthly


	Canary Islands	Andalusia	Aragon	Asturias	Balearic Islands	Cantabria	C. y Leon	C. La Mancha	Catalonia	Valencian Region	Extremadura	Galicia	Madrid	Murcia	Navarre	Basque Country	La Rioja	SPAIN
Jan-17	1,183,811	539,516	42,958	16,805	119,418	17,970	84,660	17,261	862,872	448,606	22,101	61,440	530,646	53,027	12,044	86,359	9,757	4,110,137
Jan-18	1,158,776	573,496	20,803	13,007	141,922	20,180	64,463	21,034	910,779	414,777	0	81,644	584,387	51,192	0	102,819	0	4,196,939
Change	-25,035	33,980	-22,155	-3,798	22,504	2,210	-20,197	3,773	47,907	-33,829	-22,101	20,204	53,741	-1,835	-12,044	16,460	-9,757	86,802
Change, %	-2.1%	6.3%	-51.6%	-22.6%	18.8%	12.3%	-23.9%	21.9%	5.6%	-7.5%	-100.0%	32.9%	10.1%	-3.5%	-100.0%	19.1%	-100.0%	2.1%

### Year on year variation (January 19/18)



# Tourist arrivals in the Canary Islands (ISTAC)

January 2019



## Number of tourists by holiday package booking

January 2019

	Book	Do not book	TOTAL	% Book	% Do not book
<b>International</b>	648,878	526,781	1,175,659	55.2%	44.8%
- Germany	166,647	79,715	246,362	67.6%	32.4%
- Netherlands	25,512	23,378	48,890	52.2%	47.8%
- Ireland	13,313	26,569	39,882	33.4%	66.6%
- Nordics	164,570	58,615	223,185	73.7%	26.3%
- United Kingdom	192,573	175,949	368,522	52.3%	47.7%
- Switzerland	8,616	16,863	25,479	33.8%	66.2%
- Others	77,647	145,693	223,340	34.8%	65.2%
<b>Spanish Mainland</b>	23,298	109,471	132,769	17.5%	82.5%
<b>TOTAL</b>	672,177	636,252	1,308,428	51.4%	48.6%

January - 2019

	Book	Do not book	TOTAL	% Book	% Do not book
<b>International</b>	--	--	--	--	--
- Germany	--	--	--	--	--
- Netherlands	--	--	--	--	--
- Ireland	--	--	--	--	--
- Nordics	--	--	--	--	--
- United Kingdom	--	--	--	--	--
- Switzerland	--	--	--	--	--
- Others	--	--	--	--	--
<b>Spanish Mainland</b>	--	--	--	--	--
<b>TOTAL</b>	--	--	--	--	--

## Share of tourists by accommodation type

January 2019

	Hotels	Rental	Property	Cruise	Others
<b>International</b>	73.7%	10.2%	3.1%	3.3%	9.7%
- Germany	70.9%	10.2%	2.5%	10.5%	6.0%
- Netherlands	71.8%	12.9%	2.4%	1.3%	11.6%
- Ireland	67.7%	20.6%	4.5%	0.3%	6.9%
- Nordics	87.5%	5.0%	2.3%	0.1%	5.1%
- United Kingdom	73.0%	9.8%	3.2%	2.6%	11.4%
- Switzerland	68.6%	15.5%	4.0%	2.2%	9.7%
- Others	66.2%	13.0%	4.1%	0.8%	15.9%
<b>Spanish Mainland</b>	60.6%	11.2%	2.6%	0.1%	25.4%
<b>TOTAL</b>	72.4%	10.3%	3.0%	3.0%	11.3%

January - 2019

	Hotels	Rental	Property	Cruise	Others
<b>International</b>	--	--	--	--	--
- Germany	--	--	--	--	--
- Netherlands	--	--	--	--	--
- Ireland	--	--	--	--	--
- Nordics	--	--	--	--	--
- United Kingdom	--	--	--	--	--
- Switzerland	--	--	--	--	--
- Others	--	--	--	--	--
<b>Spanish Mainland</b>	--	--	--	--	--
<b>TOTAL</b>	--	--	--	--	--

Source: Frontur (ISTAC). Tourist arrivals by air.

Note: on the result of the estimated Canary Islands total arrivals, tourists from La Gomera and El Hierro are included.

# Tourist arrivals in the Canary Islands (ISTAC)

January 2019



## Number of tourists by holiday package booking and island of stay

January 2019

	Lanzarote	Fuerteventura	Gran Canaria	Tenerife	La Palma	CANARY ISLANDS	
<b>Book</b>	<b>Total</b>	<b>137,340</b>	<b>126,896</b>	<b>232,345</b>	<b>229,032</b>	<b>22,004</b>	<b>672,177</b>
	- International	132,392	125,130	224,878	219,387	21,751	<b>648,878</b>
	- Spanish Mainlan	4,948	1,766	7,467	9,645	252	<b>23,298</b>
<b>Do not book</b>	<b>Total</b>	<b>102,490</b>	<b>45,573</b>	<b>191,771</b>	<b>293,568</b>	<b>20,039</b>	<b>636,252</b>
	- International	89,368	39,185	140,640	252,848	16,764	<b>526,781</b>
	- Spanish Mainlan	13,122	6,388	51,132	40,720	3,275	<b>109,471</b>
<b>TOTAL</b>	<b>All markets</b>	<b>239,830</b>	<b>172,468</b>	<b>424,117</b>	<b>522,600</b>	<b>42,043</b>	<b>1,308,428</b>
	- International	221,760	164,314	365,518	472,236	38,515	<b>1,175,659</b>
	- Spanish Mainlan	18,071	8,154	58,599	50,365	3,528	<b>132,769</b>
<b>% book package</b>	<b>Total</b>	<b>57.3%</b>	<b>73.6%</b>	<b>54.8%</b>	<b>43.8%</b>	<b>52.3%</b>	<b>51.4%</b>
	- International	59.7%	76.2%	61.5%	46.5%	56.5%	<b>55.2%</b>
	- Spanish Mainlan	27.4%	21.7%	12.7%	19.2%	7.1%	<b>17.5%</b>

January - 2019

	Lanzarote	Fuerteventura	Gran Canaria	Tenerife	La Palma	CANARY ISLANDS	
<b>Book</b>	<b>Total</b>	--	--	--	--	--	--
	- International	--	--	--	--	--	--
	- Spanish Mainlan	--	--	--	--	--	--
<b>Do not book</b>	<b>Total</b>	--	--	--	--	--	--
	- International	--	--	--	--	--	--
	- Spanish Mainlan	--	--	--	--	--	--
<b>TOTAL</b>	<b>All markets</b>	--	--	--	--	--	--
	- International	--	--	--	--	--	--
	- Spanish Mainlan	--	--	--	--	--	--
<b>% book package</b>	<b>Total</b>	--	--	--	--	--	--
	- International	--	--	--	--	--	--
	- Spanish Mainlan	--	--	--	--	--	--

## Share of tourists by accommodation type and island of stay

January 2019

	Lanzarote	Fuerteventura	Gran Canaria	Tenerife	La Palma	CANARY ISLANDS	
<b>International</b>	Hotels	69.3%	71.8%	70.4%	70.3%	27.9%	<b>73.7%</b>
	Rental	15.8%	9.9%	8.0%	7.1%	23.1%	<b>10.2%</b>
	Property	1.4%	1.4%	2.9%	4.3%	2.8%	<b>3.1%</b>
	Cruise	7.2%	13.5%	8.8%	6.2%	35.9%	<b>3.3%</b>
	Others	6.3%	3.4%	9.9%	12.2%	10.3%	<b>9.7%</b>
<b>Spanish Mainland</b>	Hotels	60.0%	51.5%	66.5%	54.7%	53.4%	<b>60.6%</b>
	Rental	11.1%	24.9%	9.8%	10.8%	19.6%	<b>11.2%</b>
	Property	2.7%	2.3%	1.3%	3.9%	6.0%	<b>2.6%</b>
	Cruise	0.1%	0.2%	0.2%	0.0%	0.0%	<b>0.1%</b>
	Others	26.1%	21.1%	22.2%	30.5%	21.0%	<b>25.4%</b>
<b>TOTAL</b>	Hotels	68.6%	70.8%	69.9%	68.8%	30.1%	<b>72.4%</b>
	Rental	15.4%	10.6%	8.3%	7.5%	22.8%	<b>10.3%</b>
	Property	1.5%	1.4%	2.6%	4.2%	3.0%	<b>3.0%</b>
	Cruise	6.7%	12.9%	7.6%	5.6%	32.9%	<b>3.0%</b>
	Others	7.8%	4.3%	11.6%	13.9%	11.2%	<b>11.3%</b>

January - 2019

	Lanzarote	Fuerteventura	Gran Canaria	Tenerife	La Palma	CANARY ISLANDS	
<b>International</b>	Hotels	--	--	--	--	--	--
	Rental	--	--	--	--	--	--
	Property	--	--	--	--	--	--
	Cruise	--	--	--	--	--	--
	Others	--	--	--	--	--	--
<b>Spanish Mainland</b>	Hotels	--	--	--	--	--	--
	Rental	--	--	--	--	--	--
	Property	--	--	--	--	--	--
	Cruise	--	--	--	--	--	--
	Others	--	--	--	--	--	--
<b>TOTAL</b>	Hotels	--	--	--	--	--	--
	Rental	--	--	--	--	--	--
	Property	--	--	--	--	--	--
	Cruise	--	--	--	--	--	--
	Others	--	--	--	--	--	--

Source: Frontur (ISTAC). Tourist arrivals by air.

Note: in the islands are included tourists who have chosen the island as the main destination of their trip or as a secondary destination.