

Tourist arrivals in the Canary Islands (ISTAC)

January 2020



CANARY ISLANDS

	United Kingdom	Germany	Belgium	France	Netherlands	Ireland	Italy	Switzerland	Denmark	Finland	Norway	Sweden	Nordics	Others	International	Mainland	TOTAL
2019	368,522	246,362	33,755	35,616	48,890	39,882	45,932	25,479	40,808	43,213	55,882	83,282	223,185	108,036	1,175,659	132,769	1,308,428
2020	342,551	236,593	31,446	42,401	50,893	36,506	37,608	19,982	41,165	43,047	55,505	79,818	219,535	97,677	1,115,192	117,832	1,233,023
Change	-25,971	-9,769	-2,309	6,785	2,003	-3,376	-8,324	-5,497	357	-166	-377	-3,464	-3,650	-10,359	-60,467	-14,937	-75,405
Change, %	-7.0%	-4.0%	-6.8%	19.1%	4.1%	-8.5%	-18.1%	-21.6%	0.9%	-0.4%	-0.7%	-4.2%	-1.6%	-9.6%	-5.1%	-11.3%	-5.8%

LANZAROTE

	United Kingdom	Germany	Belgium	France	Netherlands	Ireland	Italy	Switzerland	Denmark	Finland	Norway	Sweden	Nordics	Others	International	Mainland	TOTAL
2019	102,234	25,710	3,810	8,637	8,444	19,333	6,465	n.d.	n.d.	n.d.	n.d.	n.d.	12,417	n.d.	199,841	16,741	216,582
2020	85,812	23,417	3,297	10,248	8,283	15,338	4,388	n.d.	n.d.	n.d.	n.d.	n.d.	12,059	n.d.	172,107	15,008	187,114
Change	-16,422	-2,293	-513	1,611	-161	-3,995	-2,077	--	--	--	--	--	-358	--	-27,734	-1,733	-29,468
Change, %	-16.1%	-8.9%	-13.5%	18.7%	-1.9%	-20.7%	-32.1%	--	--	--	--	--	-2.9%	--	-13.9%	-10.4%	-13.6%

FUERTEVENTURA

	United Kingdom	Germany	Belgium	France	Netherlands	Ireland	Italy	Switzerland	Denmark	Finland	Norway	Sweden	Nordics	Others	International	Mainland	TOTAL
2019	36,169	53,743	1,243	6,892	4,022	2,807	6,689	n.d.	n.d.	n.d.	n.d.	n.d.	12,427	n.d.	138,383	7,342	145,725
2020	28,508	48,972	1,179	7,002	4,501	1,972	5,301	n.d.	n.d.	n.d.	n.d.	n.d.	9,815	n.d.	120,786	10,423	131,210
Change	-7,661	-4,771	-64	110	479	-835	-1,388	--	--	--	--	--	-2,612	--	-17,597	3,081	-14,515
Change, %	-21.2%	-8.9%	-5.1%	1.6%	11.9%	-29.7%	-20.8%	--	--	--	--	--	-21.0%	--	-12.7%	42.0%	-10.0%

GRAN CANARIA

	United Kingdom	Germany	Belgium	France	Netherlands	Ireland	Italy	Switzerland	Denmark	Finland	Norway	Sweden	Nordics	Others	International	Mainland	TOTAL
2019	48,323	81,659	7,383	4,989	19,433	6,474	10,793	n.d.	n.d.	n.d.	n.d.	n.d.	135,173	n.d.	356,377	56,838	413,215
2020	50,996	85,827	6,013	5,830	18,296	6,841	9,157	n.d.	n.d.	n.d.	n.d.	n.d.	135,546	n.d.	353,496	37,721	391,217
Change	2,673	4,168	-1,370	841	-1,137	367	-1,636	--	--	--	--	--	373	--	-2,881	-19,117	-21,998
Change, %	5.5%	5.1%	-18.6%	16.9%	-5.9%	5.7%	-15.2%	--	--	--	--	--	0.3%	--	-0.8%	-33.6%	-5.3%

TENERIFE

	United Kingdom	Germany	Belgium	France	Netherlands	Ireland	Italy	Switzerland	Denmark	Finland	Norway	Sweden	Nordics	Others	International	Mainland	TOTAL
2019	176,624	67,827	20,599	13,945	14,621	11,205	21,719	n.d.	n.d.	n.d.	n.d.	n.d.	60,187	n.d.	447,336	48,825	496,161
2020	171,979	61,388	20,086	18,208	16,621	12,253	18,508	n.d.	n.d.	n.d.	n.d.	n.d.	58,367	n.d.	434,985	51,278	486,262
Change	-4,645	-6,439	-513	4,263	2,000	1,048	-3,211	--	--	--	--	--	-1,820	--	-12,351	2,453	-9,899
Change, %	-2.6%	-9.5%	-2.5%	30.6%	13.7%	9.4%	-14.8%	--	--	--	--	--	-3.0%	--	-2.8%	5.0%	-2.0%

LA PALMA

	United Kingdom	Germany	Belgium	France	Netherlands	Ireland	Italy	Switzerland	Denmark	Finland	Norway	Sweden	Nordics	Others	International	Mainland	TOTAL
2019	2,615	10,449	392	467	1,887	64	206	n.d.	n.d.	n.d.	n.d.	n.d.	1,974	n.d.	20,612	2,666	23,278
2020	2,892	7,908	354	631	2,177	0	218	n.d.	n.d.	n.d.	n.d.	n.d.	2,879	n.d.	18,602	2,447	21,049
Change	277	-2,541	-38	164	290	-64	12	--	--	--	--	--	905	--	-2,010	-219	-2,229
Change, %	10.6%	-24.3%	-9.7%	35.1%	15.4%	-100.0%	5.8%	--	--	--	--	--	45.8%	--	-9.8%	-8.2%	-9.6%

Source: Frontur (ISTAC). Tourist arrivals by air.

Note: on the result of the estimated Canary Islands total arrivals, tourists from La Gomera and El Hierro are included. Only main tourists are taken into account in each island.

International tourist arrivals in Spain (INE)

January 2020

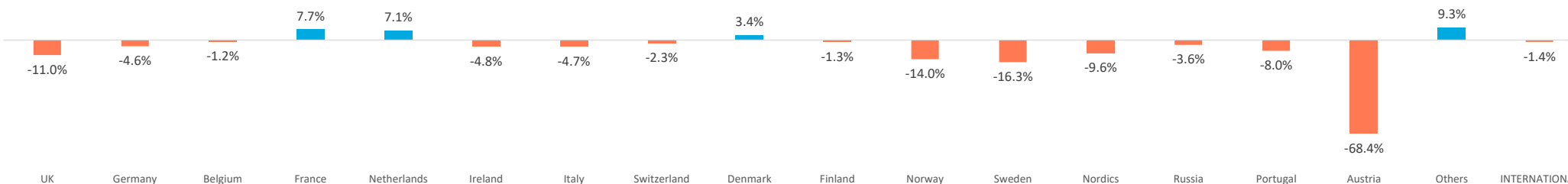


BY COUNTRY OF RESIDENCE

Monthly

	UK	Germany	Belgium	France	Netherlands	Ireland	Italy	Switzerland	Denmark	Finland	Norway	Sweden	Nordics	Russia	Portugal	Austria	Others	INTERNATIONAL
Jan-19	807,362	517,785	120,461	446,062	152,557	89,650	245,224	78,000	68,249	65,661	96,718	147,652	378,280	66,650	141,690	78,454	1,032,041	4,195,641
Jan-20	718,248	493,711	118,988	480,364	163,329	85,375	233,589	76,210	70,577	64,778	83,161	123,602	342,118	64,262	130,405	24,787	1,127,940	4,138,371
Change	-89,114	-24,074	-1,473	34,302	10,772	-4,275	-11,635	-1,790	2,328	-883	-13,557	-24,050	-36,162	-2,388	-11,285	-53,667	95,899	-57,270
Change, %	-11.0%	-4.6%	-1.2%	7.7%	7.1%	-4.8%	-4.7%	-2.3%	3.4%	-1.3%	-14.0%	-16.3%	-9.6%	-3.6%	-8.0%	-68.4%	9.3%	-1.4%

Year on year variation (January 20/19)

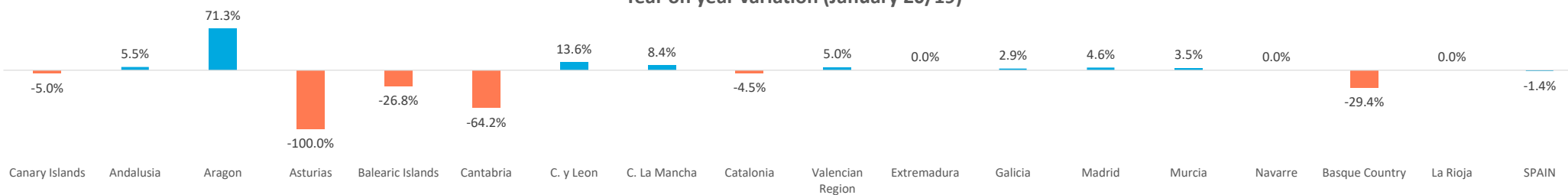


BY AUTONOMOUS COMMUNITY

Monthly


	Canary Islands	Andalusia	Aragon	Asturias	Balearic Islands	Cantabria	C. y Leon	C. La Mancha	Catalonia	Valencian Region	Extremadura	Galicia	Madrid	Murcia	Navarre	Basque Country	La Rioja	SPAIN
Jan-19	1,158,782	574,761	20,805	12,968	141,922	20,063	64,218	21,043	910,329	413,553	0	81,621	584,339	50,880	0	102,767	0	4,195,641
Jan-20	1,101,223	606,190	35,644	0	103,902	7,183	72,983	22,808	869,168	434,205	0	84,007	611,422	52,657	0	72,552	0	4,138,371
Change	-57,559	31,429	14,839	-12,968	-38,020	-12,880	8,765	1,765	-41,161	20,652	0	2,386	27,083	1,777	0	-30,215	0	-57,270
Change, %	-5.0%	5.5%	71.3%	-100.0%	-26.8%	-64.2%	13.6%	8.4%	-4.5%	5.0%	0.0%	2.9%	4.6%	3.5%	0.0%	-29.4%	0.0%	-1.4%

Year on year variation (January 20/19)



Tourist arrivals in the Canary Islands (ISTAC)

January 2020



Number of tourists by holiday package booking and country of residence

January 2020

	Book	Do not book	TOTAL	% Book	% Do not book
International	640,361	474,831	1,115,192	57.4%	42.6%
- Germany	160,290	76,304	236,594	67.7%	32.3%
- Netherlands	29,585	21,308	50,893	58.1%	41.9%
- Ireland	12,551	23,955	36,506	34.4%	65.6%
- Nordics	159,421	60,113	219,534	72.6%	27.4%
- United Kingdom	188,990	153,561	342,551	55.2%	44.8%
- Switzerland	8,883	11,099	19,982	44.5%	55.5%
- Others	80,641	128,490	209,131	38.6%	61.4%
Spanish Mainland	25,787	92,045	117,832	21.9%	78.1%
TOTAL	666,148	566,875	1,233,023	54.0%	46.0%

January - 2020

	Book	Do not book	TOTAL	% Book	% Do not book
International	Extranjero	--	--	--	--
- Germany	- Alemania	--	--	--	--
- Netherlands	- Holanda	--	--	--	--
- Ireland	- Irlanda	--	--	--	--
- Nordics	- Países Nórdicos	--	--	--	--
- United Kingdom	- Reino Unido	--	--	--	--
- Switzerland	- Suiza	--	--	--	--
- Others	- Otros países	--	--	--	--
Spanish Mainland	Península	--	--	--	--
TOTAL	TOTAL	--	--	--	--

Share of tourists by accommodation type and country of residence

January 2020

	Hotels and similar	Rental	Property	Cruise	Others
International	71.6%	11.2%	3.3%	5.2%	8.7%
- Germany	58.6%	12.5%	3.1%	20.1%	5.6%
- Netherlands	67.6%	19.5%	2.0%	0.1%	10.8%
- Ireland	73.0%	14.7%	4.7%	0.8%	6.8%
- Nordics	86.4%	6.9%	2.4%	0.0%	4.3%
- United Kingdom	74.7%	10.6%	3.3%	2.3%	9.1%
- Switzerland	74.0%	11.0%	5.1%	1.0%	8.9%
- Others	66.0%	12.5%	4.4%	0.9%	16.1%
Spanish Mainland	61.6%	13.5%	1.8%	0.3%	22.8%
TOTAL	70.6%	11.4%	3.2%	4.7%	10.1%

January - 2020

	Hotels and similar	Rental	Property	Cruise	Others
International	Extranjero	--	--	--	--
- Germany	- Alemania	--	--	--	--
- Netherlands	- Holanda	--	--	--	--
- Ireland	- Irlanda	--	--	--	--
- Nordics	- Países Nórdicos	--	--	--	--
- United Kingdom	- Reino Unido	--	--	--	--
- Switzerland	- Suiza	--	--	--	--
- Others	- Otros países	--	--	--	--
Spanish Mainland	Península	--	--	--	--
TOTAL	TOTAL	--	--	--	--

Source: Frontur (ISTAC). Tourist arrivals by air.

Note: on the result of the estimated Canary Islands total arrivals, tourists from La Gomera and El Hierro are included.

Tourist arrivals in the Canary Islands (ISTAC)

January 2020



Number of tourists by holiday package booking and island of stay

January 2020

	Lanzarote	Fuerteventura	Gran Canaria	Tenerife	La Palma	CANARY ISLANDS	
Book	Total	118,581	101,752	248,693	250,226	21,438	666,148
	- International	113,973	99,080	244,414	236,202	21,064	640,361
	- Spanish Mainlan	4,608	2,672	4,279	14,024	374	25,787
Do not book	Total	91,188	47,389	156,515	261,927	15,181	566,875
	- International	80,279	39,094	121,986	222,657	12,146	474,831
	- Spanish Mainlan	10,909	8,294	34,529	39,270	3,034	92,045
TOTAL	All markets	209,769	149,140	405,208	512,153	36,618	1,233,023
	- International	194,252	138,174	366,401	458,860	33,210	1,115,192
	- Spanish Mainlan	15,518	10,966	38,808	53,294	3,408	117,832
% book package	Total	56.5%	68.2%	61.4%	48.9%	58.5%	54.0%
	- International	58.7%	71.7%	66.7%	51.5%	63.4%	57.4%
	- Spanish Mainlan	29.7%	24.4%	11.0%	26.3%	11.0%	21.9%

January - 2020

	Lanzarote	Fuerteventura	Gran Canaria	Tenerife	La Palma	CANARY ISLANDS	
Book	Total	--	--	--	--	--	--
	- International	--	--	--	--	--	--
	- Spanish Mainlan	--	--	--	--	--	--
Do not book	Total	--	--	--	--	--	--
	- International	--	--	--	--	--	--
	- Spanish Mainlan	--	--	--	--	--	--
TOTAL	All markets	--	--	--	--	--	--
	- International	--	--	--	--	--	--
	- Spanish Mainlan	--	--	--	--	--	--
% book package	Total	--	--	--	--	--	--
	- International	--	--	--	--	--	--
	- Spanish Mainlan	--	--	--	--	--	--

Share of tourists by accommodation type and island of stay

January 2020

	Lanzarote	Fuerteventura	Gran Canaria	Tenerife	La Palma	CANARY ISLANDS	
International	Hotels	70.5%	75.6%	68.7%	65.5%	30.6%	71.6%
	Rental	12.5%	8.5%	7.3%	11.0%	22.5%	11.2%
	Property	2.7%	2.5%	2.4%	4.2%	1.1%	3.3%
	Cruise	9.2%	10.0%	14.0%	7.7%	39.4%	5.2%
	Others	5.1%	3.4%	7.7%	11.6%	6.4%	8.7%
Spanish Mainland	Hotels	66.2%	58.3%	62.9%	61.2%	38.5%	61.6%
	Rental	10.2%	19.7%	12.4%	12.3%	28.0%	13.5%
	Property	2.5%	2.9%	1.3%	1.7%	6.6%	1.8%
	Cruise	0.4%	0.0%	0.4%	0.3%	0.0%	0.3%
	Others	20.7%	19.1%	23.1%	24.5%	26.9%	22.8%
TOTAL	Hotels	70.2%	74.4%	68.1%	65.1%	31.3%	70.6%
	Rental	12.3%	9.3%	7.8%	11.1%	23.0%	11.4%
	Property	2.7%	2.5%	2.3%	4.0%	1.6%	3.2%
	Cruise	8.5%	9.2%	12.7%	6.9%	35.7%	4.7%
	Others	6.3%	4.6%	9.2%	12.9%	8.3%	10.1%

January - 2020

	Lanzarote	Fuerteventura	Gran Canaria	Tenerife	La Palma	CANARY ISLANDS	
International	Hotels	--	--	--	--	--	--
	Rental	--	--	--	--	--	--
	Property	--	--	--	--	--	--
	Cruise	--	--	--	--	--	--
	Others	--	--	--	--	--	--
Spanish Mainland	Hotels	--	--	--	--	--	--
	Rental	--	--	--	--	--	--
	Property	--	--	--	--	--	--
	Cruise	--	--	--	--	--	--
	Others	--	--	--	--	--	--
TOTAL	Hotels	--	--	--	--	--	--
	Rental	--	--	--	--	--	--
	Property	--	--	--	--	--	--
	Cruise	--	--	--	--	--	--
	Others	--	--	--	--	--	--

Source: Frontur (ISTAC). Tourist arrivals by air.

Note: in the islands are included tourists who have chosen the island as the main destination of their trip or as a secondary destination.