

# Tourist arrivals in the Canary Islands (ISTAC)

January 2021



## CANARY ISLANDS

|           | United Kingdom | Germany  | Belgium | France  | Netherlands | Ireland | Italy   | Switzerland | Denmark | Finland | Norway  | Sweden  | Nordics  | Others  | International | Mainland | TOTAL      |
|-----------|----------------|----------|---------|---------|-------------|---------|---------|-------------|---------|---------|---------|---------|----------|---------|---------------|----------|------------|
| 2020      | 342,551        | 236,593  | 31,446  | 42,401  | 50,893      | 36,506  | 37,608  | 19,982      | 41,165  | 43,047  | 55,505  | 79,818  | 219,535  | 97,677  | 1,115,192     | 117,832  | 1,233,023  |
| 2021      | 2,916          | 28,178   | 6,023   | 11,967  | 1,826       | 4,375   | 5,441   | 2,672       | 563     | 261     | 303     | 5,611   | 6,738    | 20,199  | 90,335        | 33,351   | 123,686    |
| Change    | -339,635       | -208,415 | -25,423 | -30,434 | -49,067     | -32,131 | -32,167 | -17,310     | -40,602 | -42,786 | -55,202 | -74,207 | -212,797 | -77,478 | -1,024,857    | -84,481  | -1,109,337 |
| Change, % | -99.1%         | -88.1%   | -80.8%  | -71.8%  | -96.4%      | -88.0%  | -85.5%  | -86.6%      | -98.6%  | -99.4%  | -99.5%  | -93.0%  | -96.9%   | -79.3%  | -91.9%        | -71.7%   | -90.0%     |

## LANZAROTE

|           | United Kingdom | Germany | Belgium | France | Netherlands | Ireland | Italy  | Switzerland | Denmark | Finland | Norway | Sweden | Nordics | Others | International | Mainland | TOTAL    |
|-----------|----------------|---------|---------|--------|-------------|---------|--------|-------------|---------|---------|--------|--------|---------|--------|---------------|----------|----------|
| 2020      | 85,812         | 23,417  | 3,297   | 10,248 | 8,283       | 15,338  | 4,388  | -           | -       | -       | -      | -      | 12,059  | 9,265  | 172,107       | 15,008   | 187,115  |
| 2021      | 436            | 1,790   | 475     | 1,873  | 114         | 1,283   | 317    | -           | -       | -       | -      | -      | 77      | 1,460  | 7,826         | 4,236    | 12,061   |
| Change    | -85,376        | -21,627 | -2,822  | -8,375 | -8,169      | -14,055 | -4,071 | -           | -       | -       | -      | -      | -11,982 | -      | -164,281      | -10,772  | -175,054 |
| Change, % | -99.5%         | -92.4%  | -85.6%  | -81.7% | -98.6%      | -91.6%  | -92.8% | -           | -       | -       | -      | -      | -99.4%  | -      | -95.5%        | -71.8%   | -93.6%   |

## FUERTEVENTURA

|           | United Kingdom | Germany | Belgium | France | Netherlands | Ireland | Italy  | Switzerland | Denmark | Finland | Norway | Sweden | Nordics | Others | International | Mainland | TOTAL    |
|-----------|----------------|---------|---------|--------|-------------|---------|--------|-------------|---------|---------|--------|--------|---------|--------|---------------|----------|----------|
| 2020      | 28,508         | 48,972  | 1,179   | 7,003  | 4,501       | 1,972   | 5,301  | -           | -       | -       | -      | -      | 9,815   | 13,537 | 120,787       | 10,423   | 131,210  |
| 2021      | 339            | 6,728   | 389     | 1,366  | 116         | 513     | 677    | -           | -       | -       | -      | -      | 895     | 3,020  | 14,042        | 3,689    | 17,731   |
| Change    | -28,169        | -42,244 | -790    | -5,637 | -4,385      | -1,459  | -4,624 | -           | -       | -       | -      | -      | -8,920  | -      | -106,745      | -6,734   | -113,479 |
| Change, % | -98.8%         | -86.3%  | -67.0%  | -80.5% | -97.4%      | -74.0%  | -87.2% | -           | -       | -       | -      | -      | -90.9%  | -      | -88.4%        | -64.6%   | -86.5%   |

## GRAN CANARIA

|           | United Kingdom | Germany | Belgium | France | Netherlands | Ireland | Italy  | Switzerland | Denmark | Finland | Norway | Sweden | Nordics  | Others | International | Mainland | TOTAL    |
|-----------|----------------|---------|---------|--------|-------------|---------|--------|-------------|---------|---------|--------|--------|----------|--------|---------------|----------|----------|
| 2020      | 50,996         | 85,827  | 6,013   | 5,830  | 18,296      | 6,841   | 9,157  | -           | -       | -       | -      | -      | 135,546  | 34,990 | 353,496       | 37,721   | 391,217  |
| 2021      | 656            | 10,974  | 1,590   | 1,836  | 727         | 596     | 1,455  | -           | -       | -       | -      | -      | 4,506    | 6,237  | 28,577        | 10,315   | 38,892   |
| Change    | -50,340        | -74,853 | -4,423  | -3,994 | -17,569     | -6,245  | -7,702 | -           | -       | -       | -      | -      | -131,040 | -      | -324,919      | -27,406  | -352,325 |
| Change, % | -98.7%         | -87.2%  | -73.6%  | -68.5% | -96.0%      | -91.3%  | -84.1% | -           | -       | -       | -      | -      | -96.7%   | -      | -91.9%        | -72.7%   | -90.1%   |

## TENERIFE

|           | United Kingdom | Germany | Belgium | France  | Netherlands | Ireland | Italy   | Switzerland | Denmark | Finland | Norway | Sweden | Nordics | Others | International | Mainland | TOTAL    |
|-----------|----------------|---------|---------|---------|-------------|---------|---------|-------------|---------|---------|--------|--------|---------|--------|---------------|----------|----------|
| 2020      | 171,979        | 61,388  | 20,086  | 18,208  | 16,621      | 12,253  | 18,508  | -           | -       | -       | -      | -      | 58,367  | 57,577 | 434,985       | 51,278   | 486,262  |
| 2021      | 1,421          | 6,567   | 3,340   | 6,330   | 774         | 1,962   | 2,943   | -           | -       | -       | -      | -      | 1,178   | 11,741 | 36,256        | 13,474   | 49,730   |
| Change    | -170,558       | -54,821 | -16,746 | -11,878 | -15,847     | -10,291 | -15,565 | -           | -       | -       | -      | -      | -57,189 | -      | -398,729      | -37,804  | -436,532 |
| Change, % | -99.2%         | -89.3%  | -83.4%  | -65.2%  | -95.3%      | -84.0%  | -84.1%  | -           | -       | -       | -      | -      | -98.0%  | -      | -91.7%        | -73.7%   | -89.8%   |

## LA PALMA


|           | United Kingdom | Germany | Belgium | France | Netherlands | Ireland | Italy  | Switzerland | Denmark | Finland | Norway | Sweden | Nordics | Others | International | Mainland | TOTAL   |
|-----------|----------------|---------|---------|--------|-------------|---------|--------|-------------|---------|---------|--------|--------|---------|--------|---------------|----------|---------|
| 2020      | 2,892          | 7,908   | 354     | 631    | 2,177       | 0       | 218    | -           | -       | -       | -      | -      | 2,879   | 1,543  | 18,602        | 2,447    | 21,049  |
| 2021      | 32             | 1,116   | 180     | 111    | 21          | 7       | 29     | -           | -       | -       | -      | -      | 8       | 346    | 1,850         | 1,362    | 3,211   |
| Change    | -2,860         | -6,792  | -174    | -520   | -2,156      | 7       | -189   | -           | -       | -       | -      | -      | -2,871  | -      | -16,752       | -1,085   | -17,838 |
| Change, % | -98.9%         | -85.9%  | -49.2%  | -82.4% | -99.0%      | -       | -86.7% | -           | -       | -       | -      | -      | -99.7%  | -      | -90.1%        | -44.3%   | -84.7%  |

Source: Frontur (ISTAC). Tourist arrivals by air.

Note: on the result of the estimated Canary Islands total arrivals, tourists from La Gomera and El Hierro are included. Only main tourists are taken into account in each island.

# International tourist arrivals in Spain (INE)

January 2021

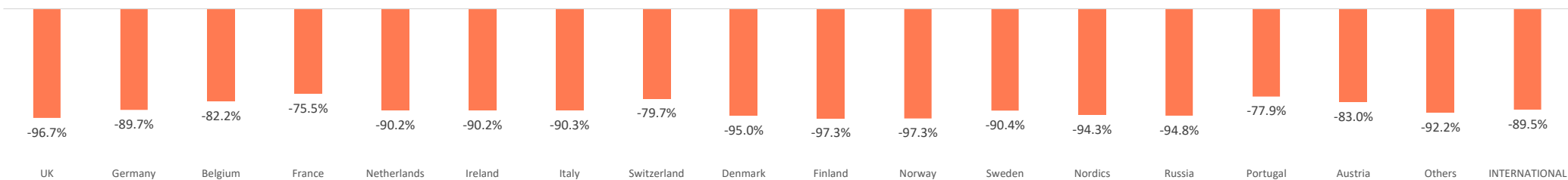


## BY COUNTRY OF RESIDENCE

### Monthly

|           | UK       | Germany  | Belgium | France   | Netherlands | Ireland | Italy    | Switzerland | Denmark | Finland | Norway  | Sweden   | Nordics  | Russia  | Portugal | Austria | Others     | INTERNATIONAL |
|-----------|----------|----------|---------|----------|-------------|---------|----------|-------------|---------|---------|---------|----------|----------|---------|----------|---------|------------|---------------|
| Jan-20    | 714,288  | 493,713  | 118,701 | 481,062  | 162,843     | 85,670  | 235,011  | 76,339      | 70,193  | 64,455  | 82,813  | 123,049  | 340,510  | 63,712  | 129,995  | 24,943  | 1,127,058  | 4,133,024     |
| Jan-21    | 23,217   | 51,098   | 21,153  | 117,625  | 15,908      | 8,353   | 22,728   | 15,485      | 3,527   | 1,771   | 2,213   | 11,853   | 19,364   | 3,333   | 28,747   | 4,232   | 87,576     | 434,362       |
| Change    | -691,071 | -442,615 | -97,548 | -363,437 | -146,935    | -77,317 | -212,283 | -60,854     | -66,666 | -62,684 | -80,600 | -111,196 | -321,146 | -60,379 | -101,248 | -20,711 | -1,039,482 | -3,698,662    |
| Change, % | -96.7%   | -89.7%   | -82.2%  | -75.5%   | -90.2%      | -90.2%  | -90.3%   | -79.7%      | -95.0%  | -97.3%  | -97.3%  | -90.4%   | -94.3%   | -94.8%  | -77.9%   | -83.0%  | -92.2%     | -89.5%        |

### Year on year variation (January 21/20)

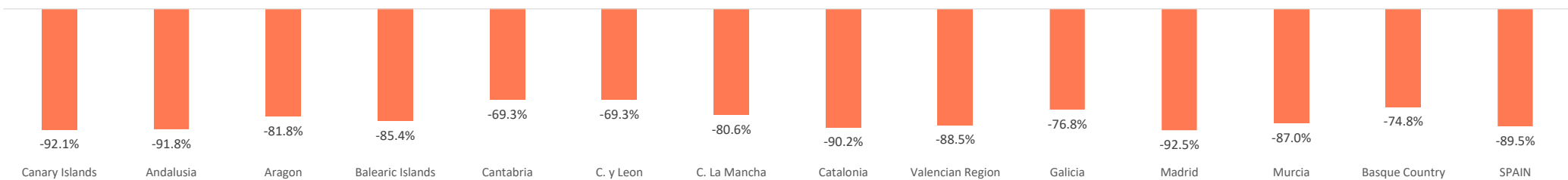


## BY AUTONOMOUS COMMUNITY

### Monthly


|           | Canary Islands | Andalusia | Aragon  | Asturias | Balearic Islands | Cantabria | C. y Leon | C. La Mancha | Catalonia | Valencian Region | Extremadura | Galicia | Madrid   | Murcia  | Navarre | Basque Country | La Rioja | SPAIN      |
|-----------|----------------|-----------|---------|----------|------------------|-----------|-----------|--------------|-----------|------------------|-------------|---------|----------|---------|---------|----------------|----------|------------|
| Jan-20    | 1,101,164      | 605,451   | 35,300  | 0        | 103,772          | 6,894     | 72,290    | 22,625       | 870,157   | 433,023          | 0           | 83,310  | 611,184  | 52,061  | 0       | 71,928         | 0        | 4,133,024  |
| Jan-21    | 86,569         | 49,716    | 6,407   | 2        | 15,166           | 2,119     | 22,203    | 4,382        | 85,265    | 49,727           | 2           | 19,321  | 45,559   | 6,775   | 2       | 18,105         | 2        | 434,362    |
| Change    | -1,014,595     | -555,735  | -28,893 | 2        | -88,606          | -4,775    | -50,087   | -18,243      | -784,892  | -383,296         | 2           | -63,989 | -565,625 | -45,286 | 2       | -53,823        | 2        | -3,698,662 |
| Change, % | -92.1%         | -91.8%    | -81.8%  | --       | -85.4%           | -69.3%    | -69.3%    | -80.6%       | -90.2%    | -88.5%           | --          | -76.8%  | -92.5%   | -87.0%  | --      | -74.8%         | --       | -89.5%     |

### Year on year variation (January 21/20)



# Tourist arrivals in the Canary Islands (ISTAC)

January 2021



## Number of tourists by holiday package booking and country of residence

January 2021

|                         | Book   | Do not book | TOTAL   | % Book | % Do not book |
|-------------------------|--------|-------------|---------|--------|---------------|
| <b>International</b>    | 27,522 | 62,814      | 90,335  | 30.5%  | 69.5%         |
| - Germany               | 11,237 | 16,941      | 28,178  | 39.9%  | 60.1%         |
| - Netherlands           | 621    | 1,205       | 1,826   | 34.0%  | 66.0%         |
| - Ireland               | 574    | 3,801       | 4,375   | 13.1%  | 86.9%         |
| - Nordics               | 3,993  | 2,745       | 6,738   | 59.3%  | 40.7%         |
| - United Kingdom        | 232    | 2,684       | 2,916   | 8.0%   | 92.0%         |
| - Switzerland           | 409    | 2,264       | 2,672   | 15.3%  | 84.7%         |
| - Others                | 10,456 | 33,174      | 43,630  | 24.0%  | 76.0%         |
| <b>Spanish Mainland</b> | 2,725  | 30,626      | 33,351  | 8.2%   | 91.8%         |
| <b>TOTAL</b>            | 30,247 | 93,440      | 123,686 | 24.5%  | 75.5%         |

--

|                         | Book | Do not book | TOTAL | % Book | % Do not book |
|-------------------------|------|-------------|-------|--------|---------------|
| <b>International</b>    | --   | --          | --    | --     | --            |
| - Germany               | --   | --          | --    | --     | --            |
| - Netherlands           | --   | --          | --    | --     | --            |
| - Ireland               | --   | --          | --    | --     | --            |
| - Nordics               | --   | --          | --    | --     | --            |
| - United Kingdom        | --   | --          | --    | --     | --            |
| - Switzerland           | --   | --          | --    | --     | --            |
| - Others                | --   | --          | --    | --     | --            |
| <b>Spanish Mainland</b> | --   | --          | --    | --     | --            |
| <b>TOTAL</b>            | --   | --          | --    | --     | --            |

## Share of tourists by accommodation type and country of residence

January 2021

|                         | Hotels and similar | Rental | Property | Cruise | Others |
|-------------------------|--------------------|--------|----------|--------|--------|
| <b>International</b>    | 51.7%              | 14.3%  | 8.5%     | 5.5%   | 20.0%  |
| - Germany               | 43.3%              | 13.7%  | 11.0%    | 17.3%  | 14.7%  |
| - Netherlands           | 54.8%              | 8.9%   | 6.8%     | 0.0%   | 29.5%  |
| - Ireland               | 55.8%              | 11.6%  | 6.9%     | 0.1%   | 25.5%  |
| - Nordics               | 74.8%              | 8.8%   | 7.1%     | 0.0%   | 9.3%   |
| - United Kingdom        | 39.2%              | 38.3%  | 5.1%     | 0.0%   | 17.4%  |
| - Switzerland           | 47.9%              | 19.1%  | 9.6%     | 0.8%   | 22.6%  |
| - Others                | 54.1%              | 14.2%  | 7.5%     | 0.1%   | 24.1%  |
| <b>Spanish Mainland</b> | 40.8%              | 14.2%  | 2.7%     | 0.1%   | 42.3%  |
| <b>TOTAL</b>            | 48.8%              | 14.3%  | 6.9%     | 4.0%   | 26.0%  |

--


|                         | Hotels and similar | Rental | Property | Cruise | Others |
|-------------------------|--------------------|--------|----------|--------|--------|
| <b>International</b>    | --                 | --     | --       | --     | --     |
| - Germany               | --                 | --     | --       | --     | --     |
| - Netherlands           | --                 | --     | --       | --     | --     |
| - Ireland               | --                 | --     | --       | --     | --     |
| - Nordics               | --                 | --     | --       | --     | --     |
| - United Kingdom        | --                 | --     | --       | --     | --     |
| - Switzerland           | --                 | --     | --       | --     | --     |
| - Others                | --                 | --     | --       | --     | --     |
| <b>Spanish Mainland</b> | --                 | --     | --       | --     | --     |
| <b>TOTAL</b>            | --                 | --     | --       | --     | --     |

Source: Frontur (ISTAC). Tourist arrivals by air.

Note: on the result of the estimated Canary Islands total arrivals, tourists from La Gomera and El Hierro are included.

# Tourist arrivals in the Canary Islands (ISTAC)

January 2021



## Number of tourists by holiday package booking and island of stay

January 2021

|                       |                    | Lanzarote     | Fuerteventura | Gran Canaria  | Tenerife      | La Palma     | CANARY ISLANDS |
|-----------------------|--------------------|---------------|---------------|---------------|---------------|--------------|----------------|
| <b>Book</b>           | <b>Total</b>       | <b>5,928</b>  | <b>11,355</b> | <b>15,118</b> | <b>11,932</b> | <b>4,822</b> | <b>30,247</b>  |
|                       | - International    | 5,712         | 10,921        | 14,134        | 10,918        | 4,727        | <b>27,522</b>  |
|                       | - Spanish Mainland | 216           | 434           | 984           | 1,014         | 95           | <b>2,725</b>   |
| <b>Do not book</b>    | <b>Total</b>       | <b>11,599</b> | <b>11,944</b> | <b>26,123</b> | <b>44,346</b> | <b>3,584</b> | <b>93,440</b>  |
|                       | - International    | 7,155         | 8,383         | 16,101        | 31,544        | 2,191        | <b>62,814</b>  |
|                       | - Spanish Mainland | 4,444         | 3,561         | 10,022        | 12,802        | 1,393        | <b>30,626</b>  |
| <b>TOTAL</b>          | <b>All markets</b> | <b>17,529</b> | <b>23,299</b> | <b>41,241</b> | <b>56,277</b> | <b>8,406</b> | <b>123,686</b> |
|                       | - International    | 12,868        | 19,304        | 30,235        | 42,461        | 6,918        | <b>90,335</b>  |
|                       | - Spanish Mainland | 4,661         | 3,995         | 11,006        | 13,816        | 1,488        | <b>33,351</b>  |
| <b>% book package</b> | <b>Total</b>       | <b>33.8%</b>  | <b>48.7%</b>  | <b>36.7%</b>  | <b>21.2%</b>  | <b>57.4%</b> | <b>24.5%</b>   |
|                       | - International    | 44.4%         | 56.6%         | 46.7%         | 25.7%         | 68.3%        | <b>30.5%</b>   |
|                       | - Spanish Mainland | 4.6%          | 10.9%         | 8.9%          | 7.3%          | 6.4%         | <b>8.2%</b>    |

|                       |                    | Lanzarote | Fuerteventura | Gran Canaria | Tenerife | La Palma | CANARY ISLANDS |
|-----------------------|--------------------|-----------|---------------|--------------|----------|----------|----------------|
| <b>Book</b>           | <b>Total</b>       | --        | --            | --           | --       | --       | --             |
|                       | - International    | --        | --            | --           | --       | --       | --             |
|                       | - Spanish Mainland | --        | --            | --           | --       | --       | --             |
| <b>Do not book</b>    | <b>Total</b>       | --        | --            | --           | --       | --       | --             |
|                       | - International    | --        | --            | --           | --       | --       | --             |
|                       | - Spanish Mainland | --        | --            | --           | --       | --       | --             |
| <b>TOTAL</b>          | <b>All markets</b> | --        | --            | --           | --       | --       | --             |
|                       | - International    | --        | --            | --           | --       | --       | --             |
|                       | - Spanish Mainland | --        | --            | --           | --       | --       | --             |
| <b>% book package</b> | <b>Total</b>       | --        | --            | --           | --       | --       | --             |
|                       | - International    | --        | --            | --           | --       | --       | --             |
|                       | - Spanish Mainland | --        | --            | --           | --       | --       | --             |

## Share of tourists by accommodation type and island of stay

January 2021

|                         |          | Lanzarote | Fuerteventura | Gran Canaria | Tenerife | La Palma | CANARY ISLANDS |
|-------------------------|----------|-----------|---------------|--------------|----------|----------|----------------|
| <b>International</b>    | Hotels   | 32.7%     | 54.6%         | 55.1%        | 40.2%    | 8.0%     | <b>51.7%</b>   |
|                         | Rental   | 17.6%     | 14.1%         | 9.2%         | 11.4%    | 7.9%     | <b>14.3%</b>   |
|                         | Property | 3.1%      | 1.8%          | 5.0%         | 11.3%    | 5.6%     | <b>8.5%</b>    |
|                         | Cruise   | 33.2%     | 22.5%         | 16.7%        | 12.3%    | 67.8%    | <b>5.5%</b>    |
|                         | Others   | 13.4%     | 7.0%          | 14.0%        | 24.7%    | 10.7%    | <b>20.0%</b>   |
| <b>Spanish Mainland</b> | Hotels   | 39.2%     | 46.0%         | 52.9%        | 30.5%    | 38.1%    | <b>40.8%</b>   |
|                         | Rental   | 23.6%     | 24.9%         | 8.4%         | 15.3%    | 32.1%    | <b>14.2%</b>   |
|                         | Property | 1.1%      | 4.5%          | 1.4%         | 3.6%     | 1.3%     | <b>2.7%</b>    |
|                         | Cruise   | 0.0%      | 0.0%          | 0.0%         | 0.1%     | 0.0%     | <b>0.1%</b>    |
|                         | Others   | 36.1%     | 24.7%         | 37.3%        | 50.5%    | 28.5%    | <b>42.3%</b>   |
| <b>TOTAL</b>            | Hotels   | 34.4%     | 53.1%         | 54.5%        | 37.8%    | 13.4%    | <b>48.8%</b>   |
|                         | Rental   | 19.2%     | 16.0%         | 9.0%         | 12.3%    | 12.2%    | <b>14.3%</b>   |
|                         | Property | 2.6%      | 2.3%          | 4.0%         | 9.4%     | 4.8%     | <b>6.9%</b>    |
|                         | Cruise   | 24.4%     | 18.6%         | 12.2%        | 9.3%     | 55.8%    | <b>4.0%</b>    |
|                         | Others   | 19.4%     | 10.0%         | 20.2%        | 31.1%    | 13.9%    | <b>26.0%</b>   |

|                         |          | Lanzarote | Fuerteventura | Gran Canaria | Tenerife | La Palma | CANARY ISLANDS |
|-------------------------|----------|-----------|---------------|--------------|----------|----------|----------------|
| <b>International</b>    | Hotels   | --        | --            | --           | --       | --       | --             |
|                         | Rental   | --        | --            | --           | --       | --       | --             |
|                         | Property | --        | --            | --           | --       | --       | --             |
|                         | Cruise   | --        | --            | --           | --       | --       | --             |
|                         | Others   | --        | --            | --           | --       | --       | --             |
| <b>Spanish Mainland</b> | Hotels   | --        | --            | --           | --       | --       | --             |
|                         | Rental   | --        | --            | --           | --       | --       | --             |
|                         | Property | --        | --            | --           | --       | --       | --             |
|                         | Cruise   | --        | --            | --           | --       | --       | --             |
|                         | Others   | --        | --            | --           | --       | --       | --             |
| <b>TOTAL</b>            | Hotels   | --        | --            | --           | --       | --       | --             |
|                         | Rental   | --        | --            | --           | --       | --       | --             |
|                         | Property | --        | --            | --           | --       | --       | --             |
|                         | Cruise   | --        | --            | --           | --       | --       | --             |
|                         | Others   | --        | --            | --           | --       | --       | --             |

Source: Frontur (ISTAC). Tourist arrivals by air.

Note: in the islands are included tourists who have chosen the island as the main destination of their trip or as a secondary destination.