

Tourist arrivals in the Canary Islands (ISTAC)

January 2022 (vs. 2019)



CANARY ISLANDS

	United Kingdom	Germany	Belgium	France	Netherlands	Ireland	Italy	Switzerland	Denmark	Finland	Norway	Sweden	Nordics	Others	International	Mainland	TOTAL
2019	368,522	246,362	33,755	35,616	48,890	39,882	45,932	25,479	40,808	43,213	55,882	83,282	223,185	108,036	1,175,659	132,769	1,308,428
2022	198,298	144,391	29,138	39,718	51,512	35,158	35,028	7,548	36,625	22,355	30,454	39,415	128,849	92,758	762,397	101,310	863,707
Change	-170,224	-101,971	-4,617	4,102	2,622	-4,724	-10,904	-17,931	-4,183	-20,858	-25,428	-43,867	-94,336	-15,278	-413,262	-31,459	-444,721
Change, %	-46.2%	-41.4%	-13.7%	11.5%	5.4%	-11.8%	-23.7%	-70.4%	-10.3%	-48.3%	-45.5%	-52.7%	-42.3%	-14.1%	-35.2%	-23.7%	-34.0%

LANZAROTE

	United Kingdom	Germany	Belgium	France	Netherlands	Ireland	Italy	Switzerland	Denmark	Finland	Norway	Sweden	Nordics	Others	International	Mainland	TOTAL
2019	102,234	25,710	3,810	8,637	8,444	19,333	6,465	0	0	0	0	0	12,417	12,792	199,841	16,741	216,582
2022	46,331	13,332	3,422	7,659	7,535	13,883	4,157	0	0	0	0	0	8,564	8,101	112,983	16,742	129,725
Change	-55,903	-12,378	-388	-978	-909	-5,450	-2,308	--	--	--	--	--	-3,853	-4,691	-86,858	1	-86,857
Change, %	-54.7%	-48.1%	-10.2%	-11.3%	-10.8%	-28.2%	-35.7%	--	--	--	--	--	-31.0%	-36.7%	-43.5%	0.0%	-40.1%

FUERTEVENTURA

	United Kingdom	Germany	Belgium	France	Netherlands	Ireland	Italy	Switzerland	Denmark	Finland	Norway	Sweden	Nordics	Others	International	Mainland	TOTAL
2019	36,169	53,743	1,243	6,892	4,022	2,807	6,689	0	0	0	0	0	12,427	14,392	138,383	7,342	145,725
2022	18,483	33,483	1,114	6,367	4,675	2,232	4,934	0	0	0	0	0	5,851	12,425	89,564	7,337	96,901
Change	-17,686	-20,260	-129	-525	653	-575	-1,755	--	--	--	--	--	-6,576	-1,967	-48,819	-5	-48,824
Change, %	-48.9%	-37.7%	-10.4%	-7.6%	16.2%	-20.5%	-26.2%	--	--	--	--	--	-52.9%	-13.7%	-35.3%	-0.1%	-33.5%

GRAN CANARIA

	United Kingdom	Germany	Belgium	France	Netherlands	Ireland	Italy	Switzerland	Denmark	Finland	Norway	Sweden	Nordics	Others	International	Mainland	TOTAL
2019	48,323	81,659	7,383	4,989	19,433	6,474	10,793	0	0	0	0	0	135,173	42,150	356,377	56,838	413,215
2022	28,948	44,200	6,604	4,828	18,475	4,516	7,236	0	0	0	0	0	77,795	24,998	217,599	30,744	248,343
Change	-19,375	-37,459	-779	-161	-958	-1,958	-3,557	--	--	--	--	--	-57,378	-17,152	-138,778	-26,094	-164,872
Change, %	-40.1%	-45.9%	-10.6%	-3.2%	-4.9%	-30.2%	-33.0%	--	--	--	--	--	-42.4%	-40.7%	-38.9%	-45.9%	-39.9%

TENERIFE

	United Kingdom	Germany	Belgium	France	Netherlands	Ireland	Italy	Switzerland	Denmark	Finland	Norway	Sweden	Nordics	Others	International	Mainland	TOTAL
2019	176,624	67,827	20,599	13,945	14,621	11,205	21,719	0	0	0	0	0	60,187	60,611	447,336	48,825	496,161
2022	103,296	48,611	17,755	19,224	20,014	14,487	18,376	0	0	0	0	0	35,772	53,863	331,396	41,710	373,106
Change	-73,328	-19,216	-2,844	5,279	5,393	3,282	-3,343	--	--	--	--	--	-24,415	-6,748	-115,940	-7,115	-123,055
Change, %	-41.5%	-28.3%	-13.8%	37.9%	36.9%	29.3%	-15.4%	--	--	--	--	--	-40.6%	-11.1%	-25.9%	-14.6%	-24.8%

LA PALMA


	United Kingdom	Germany	Belgium	France	Netherlands	Ireland	Italy	Switzerland	Denmark	Finland	Norway	Sweden	Nordics	Others	International	Mainland	TOTAL
2019	2,615	10,449	392	467	1,887	64	206	0	0	0	0	0	1,974	2,558	20,612	2,666	23,278
2022	201	658	74	141	138	41	183	0	0	0	0	0	66	720	2,221	3,580	5,801
Change	-2,414	-9,791	-318	-326	-1,749	-23	-23	--	--	--	--	--	-1,908	-1,838	-18,391	914	-17,477
Change, %	-92.3%	-93.7%	-81.1%	-69.8%	-92.7%	-35.9%	-11.2%	--	--	--	--	--	-96.7%	-71.9%	-89.2%	34.3%	-75.1%

Source: Frontur (ISTAC). Tourist arrivals by air.

Note: on the result of the estimated Canary Islands total arrivals, tourists from La Gomera and El Hierro are included. Only main tourists are taken into account in each island.

International tourist arrivals in Spain (INE)

January 2022

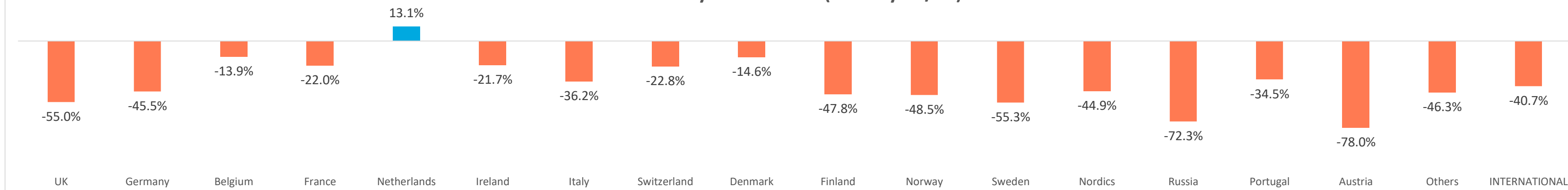


BY COUNTRY OF RESIDENCE

Monthly

	UK	Germany	Belgium	France	Netherlands	Ireland	Italy	Switzerland	Denmark	Finland	Norway	Sweden	Nordics	Russia	Portugal	Austria	Others	INTERNATIONAL
Jan-19	807,362	517,785	120,461	446,062	152,557	89,650	245,224	78,000	68,249	65,661	96,718	147,652	378,280	66,650	141,690	78,454	1,032,041	4,195,641
Jan-22	363,150	282,280	103,704	347,955	172,549	70,168	156,528	60,250	58,310	34,299	49,803	65,985	208,397	18,444	92,756	17,290	554,357	2,486,486
Change	-444,212	-235,505	-16,757	-98,107	19,992	-19,482	-88,696	-17,750	-9,939	-31,362	-46,915	-81,667	-169,883	-48,206	-48,934	-61,164	-477,684	-1,709,155
Change, %	-55.0%	-45.5%	-13.9%	-22.0%	13.1%	-21.7%	-36.2%	-22.8%	-14.6%	-47.8%	-48.5%	-55.3%	-44.9%	-72.3%	-34.5%	-78.0%	-46.3%	-40.7%

Year on year variation (January 22/19)

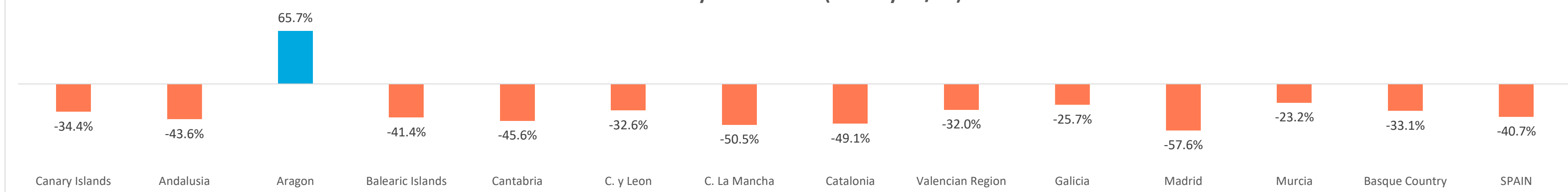


BY AUTONOMOUS COMMUNITY

Monthly

	Canary Islands	Andalusia	Aragon	Asturias	Balearic Islands	Cantabria	C. y Leon	C. La Mancha	Catalonia	Valencian Region	Extremadura	Galicia	Madrid	Murcia	Navarre	Basque Country	La Rioja	SPAIN
Jan-19	1,158,782	574,761	20,805	12,968	141,922	20,063	64,218	21,043	910,329	413,553	0	81,621	584,339	50,880	0	102,767	0	4,195,641
Jan-22	759,765	323,896	34,471	12,562	83,120	10,915	43,300	10,409	463,661	281,261	24,193	60,623	247,982	39,085	12,525	68,730	0	2,486,486
Change	-399,017	-250,865	13,666	-406	-58,802	-9,148	-20,918	-10,634	-446,668	-132,292	24,193	-20,998	-336,357	-11,795	12,525	-34,037	0	-1,709,155
Change, %	-34.4%	-43.6%	65.7%	-3.1%	-41.4%	-45.6%	-32.6%	-50.5%	-49.1%	-32.0%	--	-25.7%	-57.6%	-23.2%	--	-33.1%	--	-40.7%

Year on year variation (January 22/19)



Tourist arrivals in the Canary Islands (ISTAC)

January 2022



Number of tourists by holiday package booking and country of residence

January 2022

	Book	Do not book	TOTAL	% Book	% Do not book
International	370,351	392,045	762,397	48.6%	51.4%
- Germany	76,790	67,601	144,391	53.2%	46.8%
- Netherlands	31,142	20,370	51,512	60.5%	39.5%
- Ireland	8,194	26,964	35,158	23.3%	76.7%
- Nordics	92,464	36,384	128,848	71.8%	28.2%
- United Kingdom	107,621	90,676	198,298	54.3%	45.7%
- Switzerland	1,795	5,753	7,548	23.8%	76.2%
- Others	52,345	144,297	196,642	26.6%	73.4%
Spanish Mainland	5,226	96,084	101,310	5.2%	94.8%
TOTAL	375,577	488,129	863,707	43.5%	56.5%

January - 2022

	Book	Do not book	TOTAL	% Book	% Do not book
International	--	--	--	--	--
- Germany	--	--	--	--	--
- Netherlands	--	--	--	--	--
- Ireland	--	--	--	--	--
- Nordics	--	--	--	--	--
- United Kingdom	--	--	--	--	--
- Switzerland	--	--	--	--	--
- Others	--	--	--	--	--
Spanish Mainland	--	--	--	--	--
TOTAL	--	--	--	--	--

Share of tourists by accommodation type and country of residence

January 2022

	Hotels and similar	Apartments	Property	Cruise	Others
International	83.2%	5.1%	2.8%	1.2%	7.7%
- Germany	78.9%	4.5%	4.1%	4.4%	8.0%
- Netherlands	89.3%	4.2%	1.3%	0.1%	5.2%
- Ireland	78.9%	10.3%	2.3%	0.2%	8.3%
- Nordics	91.8%	2.2%	2.3%	0.0%	3.7%
- United Kingdom	84.8%	5.4%	2.5%	1.2%	6.1%
- Switzerland	79.6%	7.4%	2.6%	0.0%	10.4%
- Others	77.8%	6.5%	3.2%	0.1%	12.4%
Spanish Mainland	64.4%	9.1%	1.5%	0.0%	25.1%
TOTAL	81.3%	5.5%	2.7%	1.0%	9.5%

January - 2022


	Hotels and similar	Apartments	Property	Cruise	Others
International	--	--	--	--	--
- Germany	--	--	--	--	--
- Netherlands	--	--	--	--	--
- Ireland	--	--	--	--	--
- Nordics	--	--	--	--	--
- United Kingdom	--	--	--	--	--
- Switzerland	--	--	--	--	--
- Others	--	--	--	--	--
Spanish Mainland	--	--	--	--	--
TOTAL	--	--	--	--	--

Source: Frontur (ISTAC). Tourist arrivals by air.

Note: on the result of the estimated Canary Islands total arrivals, tourists from La Gomera and El Hierro are included.

Tourist arrivals in the Canary Islands (ISTAC)

January 2022



Number of tourists by holiday package booking and island of stay

January 2022

		Lanzarote	Fuerteventura	Gran Canaria	Tenerife	La Palma	CANARY ISLANDS
Book	Total	51,374	54,648	134,529	145,912	6,225	375,577
	- International	50,420	54,249	133,322	143,209	6,092	370,351
	- Spanish Mainland	954	399	1,207	2,703	133	5,226
Do not book	Total	84,269	45,463	122,199	234,972	7,842	488,129
	- International	68,060	38,064	91,701	194,368	3,707	392,045
	- Spanish Mainland	16,209	7,399	30,498	40,604	4,135	96,084
TOTAL	All markets	135,641	100,111	256,728	380,885	14,067	863,707
	- International	118,479	92,313	225,023	337,578	9,799	762,397
	- Spanish Mainland	17,162	7,798	31,705	43,307	4,268	101,310
% book package	Total	37.9%	54.6%	52.4%	38.3%	44.3%	43.5%
	- International	42.6%	58.8%	59.2%	42.4%	62.2%	48.6%
	- Spanish Mainland	5.6%	5.1%	3.8%	6.2%	3.1%	5.2%

January - 2022

		Lanzarote	Fuerteventura	Gran Canaria	Tenerife	La Palma	CANARY ISLANDS
Book	Total	--	--	--	--	--	--
	- International	--	--	--	--	--	--
	- Spanish Mainland	--	--	--	--	--	--
Do not book	Total	--	--	--	--	--	--
	- International	--	--	--	--	--	--
	- Spanish Mainland	--	--	--	--	--	--
TOTAL	All markets	--	--	--	--	--	--
	- International	--	--	--	--	--	--
	- Spanish Mainland	--	--	--	--	--	--
% book package	Total	--	--	--	--	--	--
	- International	--	--	--	--	--	--
	- Spanish Mainland	--	--	--	--	--	--

Share of tourists by accommodation type and island of stay

January 2022

		Lanzarote	Fuerteventura	Gran Canaria	Tenerife	La Palma	CANARY ISLANDS
International	Hotels	79.6%	86.1%	86.0%	79.9%	22.7%	83.2%
	Apartments	13.5%	8.3%	3.1%	2.1%	4.4%	5.1%
	Property	1.3%	2.3%	2.1%	4.0%	3.9%	2.8%
	Cruise	1.7%	0.8%	2.8%	2.2%	55.3%	1.2%
	Others	3.9%	2.6%	6.0%	11.7%	13.7%	7.7%
Spanish Mainland	Hotels	69.4%	66.6%	61.4%	64.3%	66.7%	64.4%
	Apartments	16.3%	15.0%	4.3%	8.4%	10.4%	9.1%
	Property	1.3%	2.7%	1.0%	1.5%	1.7%	1.5%
	Cruise	0.1%	0.3%	0.1%	0.1%	0.0%	0.0%
	Others	12.9%	15.3%	33.1%	25.8%	21.2%	25.1%
TOTAL	Hotels	78.3%	84.7%	83.5%	78.2%	39.5%	81.3%
	Apartments	13.9%	8.7%	3.2%	2.8%	6.6%	5.5%
	Property	1.3%	2.3%	2.0%	3.8%	3.1%	2.7%
	Cruise	1.5%	0.8%	2.5%	2.0%	34.3%	1.0%
	Others	5.0%	3.5%	8.8%	13.2%	16.6%	9.5%

January - 2022

		Lanzarote	Fuerteventura	Gran Canaria	Tenerife	La Palma	CANARY ISLANDS
International	Hotels	--	--	--	--	--	--
	Apartments	--	--	--	--	--	--
	Property	--	--	--	--	--	--
	Cruise	--	--	--	--	--	--
	Others	--	--	--	--	--	--
Spanish Mainland	Hotels	--	--	--	--	--	--
	Apartments	--	--	--	--	--	--
	Property	--	--	--	--	--	--
	Cruise	--	--	--	--	--	--
	Others	--	--	--	--	--	--
TOTAL	Hotels	--	--	--	--	--	--
	Apartments	--	--	--	--	--	--
	Property	--	--	--	--	--	--
	Cruise	--	--	--	--	--	--
	Others	--	--	--	--	--	--

Source: Frontur (ISTAC). Tourist arrivals by air.

Note: in the islands are included tourists who have chosen the island as the main destination of their trip or as a secondary destination.