

Tourist arrivals in the Canary Islands by country of residence

February 2017



CANARY ISLANDS

	United Kingdom	Germany	Belgium	France	Netherlands	Ireland	Italy	Switzerland	Denmark	Finland	Norway	Sweden	Nordics	Others	International	Mainland	TOTAL
2016	354,521	244,242	27,058	52,944	49,694	32,874	33,788	20,512	55,900	38,695	61,387	80,863	236,845	68,959	1,121,438	93,613	1,215,051
2017	383,528	238,774	30,145	56,675	51,387	33,200	37,464	21,964	54,480	43,396	60,126	87,611	245,613	85,434	1,184,184	103,397	1,287,581
Change	29,007	-5,468	3,087	3,731	1,693	326	3,676	1,452	-1,420	4,701	-1,261	6,748	8,768	16,475	62,746	9,784	72,530
Change, %	8.2%	-2.2%	11.4%	7.0%	3.4%	1.0%	10.9%	7.1%	-2.5%	12.1%	-2.1%	8.3%	3.7%	23.9%	5.6%	10.5%	6.0%

LANZAROTE

	United Kingdom	Germany	Belgium	France	Netherlands	Ireland	Italy	Switzerland	Denmark	Finland	Norway	Sweden	Nordics	Others	International	Mainland	TOTAL
2016	100,069	36,441	3,152	16,390	8,669	16,363	2,908	n.d.	n.d.	n.d.	n.d.	n.d.	15,745	n.d.	208,956	17,665	226,621
2017	101,855	34,600	3,127	16,504	10,748	16,522	4,588	n.d.	n.d.	n.d.	n.d.	n.d.	16,408	n.d.	217,896	16,237	234,133
Change	1,786	-1,841	-25	114	2,079	159	1,680	--	--	--	--	--	663	--	8,940	-1,428	7,512
Change, %	1.8%	-5.1%	-0.8%	0.7%	24.0%	1.0%	57.8%	--	--	--	--	--	4.2%	--	4.3%	-8.1%	3.3%

FUERTEVENTURA

	United Kingdom	Germany	Belgium	France	Netherlands	Ireland	Italy	Switzerland	Denmark	Finland	Norway	Sweden	Nordics	Others	International	Mainland	TOTAL
2016	41,866	72,727	1,392	11,690	5,869	3,079	6,896	n.d.	n.d.	n.d.	n.d.	n.d.	19,500	n.d.	176,427	7,578	184,005
2017	43,209	70,614	1,100	10,367	8,252	2,569	6,713	n.d.	n.d.	n.d.	n.d.	n.d.	16,050	n.d.	173,561	7,675	181,236
Change	1,343	-2,113	-292	-1,323	2,383	-510	-183	--	--	--	--	--	-3,450	--	-2,866	97	-2,769
Change, %	3.2%	-2.9%	-21.0%	-11.3%	40.6%	-16.6%	-2.7%	--	--	--	--	--	-17.7%	--	-1.6%	1.3%	-1.5%

GRAN CANARIA

	United Kingdom	Germany	Belgium	France	Netherlands	Ireland	Italy	Switzerland	Denmark	Finland	Norway	Sweden	Nordics	Others	International	Mainland	TOTAL
2016	46,175	77,849	6,706	6,775	16,564	4,620	8,298	n.d.	n.d.	n.d.	n.d.	n.d.	128,918	n.d.	321,942	32,467	354,409
2017	60,447	74,341	7,205	8,849	17,913	5,139	9,389	n.d.	n.d.	n.d.	n.d.	n.d.	136,176	n.d.	350,561	33,612	384,173
Change	14,272	-3,508	499	2,074	1,349	519	1,091	--	--	--	--	--	7,258	--	28,619	1,145	29,764
Change, %	30.9%	-4.5%	7.4%	30.6%	8.1%	11.2%	13.1%	--	--	--	--	--	5.6%	--	8.9%	3.5%	8.4%

TENERIFE


	United Kingdom	Germany	Belgium	France	Netherlands	Ireland	Italy	Switzerland	Denmark	Finland	Norway	Sweden	Nordics	Others	International	Mainland	TOTAL
2016	163,822	69,950	15,229	17,782	16,219	8,663	16,205	n.d.	n.d.	n.d.	n.d.	n.d.	72,540	n.d.	424,357	37,124	461,482
2017	182,208	67,742	19,063	20,463	17,021	9,190	17,939	n.d.	n.d.	n.d.	n.d.	n.d.	75,439	n.d.	458,974	46,558	505,532
Change	18,386	-2,208	3,834	2,681	802	527	1,734	--	--	--	--	--	2,899	--	34,617	9,434	44,050
Change, %	11.2%	-3.2%	25.2%	15.1%	4.9%	6.1%	10.7%	--	--	--	--	--	4.0%	--	8.2%	25.4%	9.5%

Source: Frontur (ISTAC). Tourist arrivals by air. Note 1: on the result of the estimated Canary Islands total arrivals, tourists from La Gomera, La Palma and El Hierro are included.

Note 2: The sum of the islands may not coincide with the result of the Canary Islands, since there are tourists visiting more than one island on their trip.

Tourist arrivals in the Canary Islands by country of residence

January - February 2017



CANARY ISLANDS

	United Kingdom	Germany	Belgium	France	Netherlands	Ireland	Italy	Switzerland	Denmark	Finland	Norway	Sweden	Nordics	Others	International	Mainland	TOTAL
2016	664,906	504,793	58,607	91,479	95,502	66,073	71,815	38,946	101,458	79,266	131,527	178,288	490,539	147,728	2,230,390	193,669	2,424,059
2017	736,185	489,573	62,864	92,397	100,304	69,741	88,355	40,419	103,917	85,188	122,717	187,325	499,147	188,593	2,367,578	207,146	2,574,724
Change	71,279	-15,220	4,257	918	4,802	3,668	16,540	1,473	2,459	5,922	-8,810	9,037	8,608	40,865	137,188	13,477	150,665
Change, %	10.7%	-3.0%	7.3%	1.0%	5.0%	5.6%	23.0%	3.8%	2.4%	7.5%	-6.7%	5.1%	1.8%	27.7%	6.2%	7.0%	6.2%

LANZAROTE

	United Kingdom	Germany	Belgium	France	Netherlands	Ireland	Italy	Switzerland	Denmark	Finland	Norway	Sweden	Nordics	Others	International	Mainland	TOTAL
2016	182,819	77,071	6,427	26,440	15,990	31,512	5,953	n.d.	n.d.	n.d.	n.d.	n.d.	34,477	n.d.	400,776	35,375	436,150
2017	202,371	86,448	7,105	24,796	19,956	33,710	10,402	n.d.	n.d.	n.d.	n.d.	n.d.	34,666	n.d.	447,844	34,406	482,250
Change	19,552	9,377	678	-1,644	3,966	2,198	4,449	--	--	--	--	--	189	--	47,068	-969	46,100
Change, %	10.7%	12.2%	10.5%	-6.2%	24.8%	7.0%	74.7%	--	--	--	--	--	0.5%	--	11.7%	-2.7%	10.6%

FUERTEVENTURA

	United Kingdom	Germany	Belgium	France	Netherlands	Ireland	Italy	Switzerland	Denmark	Finland	Norway	Sweden	Nordics	Others	International	Mainland	TOTAL
2016	79,289	154,930	2,725	19,001	10,322	5,343	15,168	n.d.	n.d.	n.d.	n.d.	n.d.	35,225	n.d.	350,078	16,718	366,796
2017	80,665	166,138	2,602	17,484	13,739	5,948	17,015	n.d.	n.d.	n.d.	n.d.	n.d.	34,347	n.d.	368,667	18,059	386,726
Change	1,376	11,208	-123	-1,517	3,417	605	1,847	--	--	--	--	--	-878	--	18,589	1,341	19,930
Change, %	1.7%	7.2%	-4.5%	-8.0%	33.1%	11.3%	12.2%	--	--	--	--	--	-2.5%	--	5.3%	8.0%	5.4%

GRAN CANARIA

	United Kingdom	Germany	Belgium	France	Netherlands	Ireland	Italy	Switzerland	Denmark	Finland	Norway	Sweden	Nordics	Others	International	Mainland	TOTAL
2016	87,254	174,311	14,776	13,073	37,105	10,010	17,284	n.d.	n.d.	n.d.	n.d.	n.d.	276,748	n.d.	686,165	64,662	750,827
2017	117,120	169,182	15,147	15,310	35,845	11,619	20,872	n.d.	n.d.	n.d.	n.d.	n.d.	265,360	n.d.	717,612	68,130	785,742
Change	29,866	-5,129	371	2,237	-1,260	1,609	3,588	--	--	--	--	--	-11,388	--	31,447	3,468	34,915
Change, %	34.2%	-2.9%	2.5%	17.1%	-3.4%	16.1%	20.8%	--	--	--	--	--	-4.1%	--	4.6%	5.4%	4.7%

TENERIFE


	United Kingdom	Germany	Belgium	France	Netherlands	Ireland	Italy	Switzerland	Denmark	Finland	Norway	Sweden	Nordics	Others	International	Mainland	TOTAL
2016	313,288	153,018	32,497	32,511	28,806	18,885	38,177	n.d.	n.d.	n.d.	n.d.	n.d.	143,517	n.d.	852,236	80,224	932,462
2017	354,282	162,902	37,437	34,510	30,941	18,972	43,107	n.d.	n.d.	n.d.	n.d.	n.d.	159,795	n.d.	949,739	93,103	1,042,842
Change	40,994	9,884	4,940	1,999	2,135	87	4,930	--	--	--	--	--	16,278	--	97,503	12,879	110,380
Change, %	13.1%	6.5%	15.2%	6.1%	7.4%	0.5%	12.9%	--	--	--	--	--	11.3%	--	11.4%	16.1%	11.8%

Source: Frontur (ISTAC). Tourist arrivals by air. Note 1: on the result of the estimated Canary Islands total arrivals, tourists from La Gomera, La Palma and El Hierro are included.

Note 2: The sum of the islands may not coincide with the result of the Canary Islands, since there are tourists visiting more than one island on their trip.

Tourist arrivals by country of residence (*)

February 2017




CANARY ISLANDS																		
	UK	Germany	Belgium	France	Netherlands	Ireland	Italy	Switzerland	Denmark	Finland	Norway	Sweden	Nordics	Russia	Portugal	Austria	Others	INTERNATIONAL
2016	356,028	212,563	30,228	47,670	52,799	42,988	31,028	10,553	60,948	63,161	52,700	71,451	248,260	6,066	0	17,097	52,804	1,114,737
2017	397,519	210,138	27,599	51,651	45,306	23,831	46,128	34,328	93,745	22,799	23,546	120,261	260,351	0	0	8,044	70,357	1,183,960
Change	41,491	-2,425	-2,629	3,981	-7,493	-19,157	15,100	23,775	32,797	-40,362	-29,154	48,810	12,091	-6,066	0	-9,053	17,553	69,223
Change, %	11.7%	-1.1%	-8.7%	8.4%	-14.2%	-44.6%	48.7%	225.3%	53.8%	-63.9%	-55.3%	68.3%	4.9%	-100.0%	--	-53.0%	33.2%	6.2%
ANDALUSIA																		
	UK	Germany	Belgium	France	Netherlands	Ireland	Italy	Switzerland	Denmark	Finland	Norway	Sweden	Nordics	Russia	Portugal	Austria	Others	INTERNATIONAL
2016	129,917	43,208	21,897	69,327	21,030	17,681	30,580	5,434	11,860	14,056	11,118	23,236	60,270	3,997	15,143	3,158	52,381	490,618
2017	151,033	45,349	21,299	76,490	44,777	29,758	15,363	8,427	33,691	0	14,412	12,927	61,030	3,208	23,354	0	86,671	585,291
Change	21,116	2,141	-598	7,163	23,747	12,077	-15,217	2,993	21,831	-14,056	3,294	-10,309	760	-789	8,211	-3,158	34,290	94,673
Change, %	16.3%	5.0%	-2.7%	10.3%	112.9%	68.3%	-49.8%	55.1%	184.1%	-100.0%	29.6%	-44.4%	1.3%	-19.7%	54.2%	-100.0%	65.5%	19.3%
BALEARIC ISLANDS																		
	UK	Germany	Belgium	France	Netherlands	Ireland	Italy	Switzerland	Denmark	Finland	Norway	Sweden	Nordics	Russia	Portugal	Austria	Others	INTERNATIONAL
2016	21,468	91,475	4,351	5,043	4,240	0	0	6,058	3,237	0	0	2,024	5,261	0	0	11,872	4,767	164,725
2017	25,952	93,342	2,584	3,645	2,420	0	1,248	7,964	3,332	0	0	3,765	7,097	0	0	6,455	5,932	162,751
Change	4,484	1,867	-1,767	-1,398	-1,820	0	1,248	1,906	95	0	0	1,741	1,836	0	0	-5,417	1,165	-1,974
Change, %	20.9%	2.0%	-40.6%	-27.7%	-42.9%	--	--	31.5%	2.9%	--	--	86.0%	34.9%	--	--	-45.6%	24.4%	-1.2%
CATALONIA																		
	UK	Germany	Belgium	France	Netherlands	Ireland	Italy	Switzerland	Denmark	Finland	Norway	Sweden	Nordics	Russia	Portugal	Austria	Others	INTERNATIONAL
2016	88,082	70,416	22,874	243,415	31,319	3,349	76,548	30,357	14,714	3,178	4,703	16,885	39,480	15,787	15,130	0	285,247	930,051
2017	115,691	95,626	19,538	271,322	28,406	5,777	66,838	27,359	2,628	3,053	7,226	10,721	23,628	22,971	12,751	0	282,800	986,117
Change	27,609	25,210	-3,336	27,907	-2,913	2,428	-9,710	-2,998	-12,086	-125	2,523	-6,164	-15,852	7,184	-2,379	0	-2,447	56,066
Change, %	31.3%	35.8%	-14.6%	11.5%	-9.3%	72.5%	-12.7%	-9.9%	-82.1%	-3.9%	53.6%	-36.5%	-40.2%	45.5%	-15.7%	--	-0.9%	6.0%
VALENCIAN REGION																		
	UK	Germany	Belgium	France	Netherlands	Ireland	Italy	Switzerland	Denmark	Finland	Norway	Sweden	Nordics	Russia	Portugal	Austria	Others	INTERNATIONAL
2016	135,643	23,666	21,031	46,254	23,882	0	24,602	6,799	7,735	7,700	3,050	11,127	29,612	3,276	16,249	2,816	20,442	361,476
2017	147,426	27,760	23,114	62,299	26,223	4,962	26,969	13,885	9,592	12,338	6,426	11,926	40,282	4,360	5,030	2,202	42,534	433,365
Change	11,783	4,094	2,083	16,045	2,341	4,962	2,367	7,086	1,857	4,638	3,376	799	10,670	1,084	-11,219	-614	22,092	71,889
Change, %	8.7%	17.3%	9.9%	34.7%	9.8%	--	9.6%	104.2%	24.0%	60.2%	110.7%	7.2%	36.0%	33.1%	-69.0%	-21.8%	108.1%	19.9%
SPAIN																		
	UK	Germany	Belgium	France	Netherlands	Ireland	Italy	Switzerland	Denmark	Finland	Norway	Sweden	Nordics	Russia	Portugal	Austria	Others	INTERNATIONAL
2016	806,835	481,219	116,170	529,716	149,386	69,143	219,739	74,799	102,069	92,020	74,662	131,590	400,341	34,622	104,100	43,559	641,144	3,674,308
2017	920,870	516,723	113,447	599,329	169,563	77,177	210,231	115,263	148,653	47,136	53,164	162,906	411,859	43,748	122,383	29,341	783,891	4,118,208
Change	114,035	35,504	-2,723	69,613	20,177	8,034	-9,508	40,464	46,584	-44,884	-21,498	31,316	11,518	9,126	18,283	-14,218	142,747	443,900
Change, %	14.1%	7.4%	-2.3%	13.1%	13.5%	11.6%	-4.3%	54.1%	45.6%	-48.8%	-28.8%	23.8%	2.9%	26.4%	17.6%	-32.6%	22.3%	12.1%

(*) Source: Frontur (INE).

Tourist arrivals by country of residence (*)

January - February 2017




CANARY ISLANDS																		
	UK	Germany	Belgium	France	Netherlands	Ireland	Italy	Switzerland	Denmark	Finland	Norway	Sweden	Nordics	Russia	Portugal	Austria	Others	INTERNATIONAL
2016	688,045	445,579	66,784	80,115	93,572	85,069	67,294	25,449	115,256	92,400	126,088	187,641	521,385	14,200	0	17,097	95,938	2,223,116
2017	782,644	464,006	45,439	85,304	91,896	64,098	84,449	55,438	156,446	114,628	57,151	179,942	508,167	0	0	8,044	155,919	2,377,379
Change	94,599	18,427	-21,345	5,189	-1,676	-20,971	17,155	29,989	41,190	22,228	-68,937	-7,699	-13,218	-14,200	0	-9,053	59,981	154,263
Change, %	13.7%	4.1%	-32.0%	6.5%	-1.8%	-24.7%	25.5%	117.8%	35.7%	24.1%	-54.7%	-4.1%	-2.5%	-100.0%	--	-53.0%	62.5%	6.9%
ANDALUSIA																		
	UK	Germany	Belgium	France	Netherlands	Ireland	Italy	Switzerland	Denmark	Finland	Norway	Sweden	Nordics	Russia	Portugal	Austria	Others	INTERNATIONAL
2016	240,341	89,326	38,579	130,139	41,160	25,555	50,408	14,301	23,967	14,056	15,004	56,538	109,565	14,351	33,883	6,807	118,452	944,077
2017	282,212	91,641	49,556	123,394	70,090	46,757	45,801	14,892	33,691	0	32,207	32,323	98,221	9,398	48,020	0	174,494	1,106,407
Change	41,871	2,315	10,977	-6,745	28,930	21,202	-4,607	591	9,724	-14,056	17,203	-24,215	-11,344	-4,953	14,137	-6,807	56,042	162,330
Change, %	17.4%	2.6%	28.5%	-5.2%	70.3%	83.0%	-9.1%	4.1%	40.6%	-100.0%	114.7%	-42.8%	-10.4%	-34.5%	41.7%	-100.0%	47.3%	17.2%
BALEARIC ISLANDS																		
	UK	Germany	Belgium	France	Netherlands	Ireland	Italy	Switzerland	Denmark	Finland	Norway	Sweden	Nordics	Russia	Portugal	Austria	Others	INTERNATIONAL
2016	36,408	146,666	7,199	9,569	6,037	0	5,007	8,649	3,237	0	0	5,102	8,339	0	0	13,738	9,177	267,104
2017	37,077	142,995	4,864	5,769	8,409	0	3,910	15,270	3,332	0	0	8,164	11,496	0	0	10,208	13,844	269,838
Change	669	-3,671	-2,335	-3,800	2,372	0	-1,097	6,621	95	0	0	3,062	3,157	0	0	-3,530	4,667	2,734
Change, %	1.8%	-2.5%	-32.4%	-39.7%	39.3%	--	-21.9%	76.6%	2.9%	--	--	60.0%	37.9%	--	--	-25.7%	50.9%	1.0%
CATALONIA																		
	UK	Germany	Belgium	France	Netherlands	Ireland	Italy	Switzerland	Denmark	Finland	Norway	Sweden	Nordics	Russia	Portugal	Austria	Others	INTERNATIONAL
2016	154,176	131,501	39,622	460,347	60,227	16,799	152,382	57,944	19,079	6,327	8,723	29,530	63,659	42,700	29,067	0	552,958	1,795,893
2017	183,726	164,990	37,483	469,215	49,535	8,668	147,529	42,019	13,692	10,614	11,635	18,086	54,027	58,941	19,118	17,149	553,052	1,836,574
Change	29,550	33,489	-2,139	8,868	-10,692	-8,131	-4,853	-15,925	-5,387	4,287	2,912	-11,444	-9,632	16,241	-9,949	17,149	94	40,681
Change, %	19.2%	25.5%	-5.4%	1.9%	-17.8%	-48.4%	-3.2%	-27.5%	-28.2%	67.8%	33.4%	-38.8%	-15.1%	38.0%	-34.2%	--	0.0%	2.3%
VALENCIAN REGION																		
	UK	Germany	Belgium	France	Netherlands	Ireland	Italy	Switzerland	Denmark	Finland	Norway	Sweden	Nordics	Russia	Portugal	Austria	Others	INTERNATIONAL
2016	232,644	51,287	36,202	87,694	41,457	0	54,162	12,125	7,735	7,700	17,321	19,407	52,163	7,694	29,822	2,816	53,396	679,612
2017	275,938	52,085	42,065	128,645	52,532	9,088	59,752	28,711	10,852	21,802	13,153	24,912	70,719	11,667	5,030	2,202	75,576	834,772
Change	43,294	798	5,863	40,951	11,075	9,088	5,590	16,586	3,117	14,102	-4,168	5,505	18,556	3,973	-24,792	-614	22,180	155,160
Change, %	18.6%	1.6%	16.2%	46.7%	26.7%	--	10.3%	136.8%	40.3%	183.1%	-24.1%	28.4%	35.6%	51.6%	-83.1%	-21.8%	41.5%	22.8%
SPAIN																		
	UK	Germany	Belgium	France	Netherlands	Ireland	Italy	Switzerland	Denmark	Finland	Norway	Sweden	Nordics	Russia	Portugal	Austria	Others	INTERNATIONAL
2016	1,499,126	950,236	226,033	1,002,278	274,048	138,312	445,604	153,333	174,992	131,229	174,630	311,041	791,892	94,136	200,223	88,718	1,330,772	7,200,845
2017	1,717,051	1,002,169	224,165	1,069,112	316,730	162,548	463,341	211,856	240,217	161,181	117,682	270,544	789,624	107,327	222,096	62,698	1,664,862	8,022,511
Change	217,925	51,933	-1,868	66,834	42,682	24,236	17,737	58,523	65,225	29,952	-56,948	-40,497	-2,268	13,191	21,873	-26,020	334,090	821,666
Change, %	14.5%	5.5%	-0.8%	6.7%	15.6%	17.5%	4.0%	38.2%	37.3%	22.8%	-32.6%	-13.0%	-0.3%	14.0%	10.9%	-29.3%	25.1%	11.4%

(*) Source: Frontur (INE).

Tourist arrivals in the Canary Islands

February 2017



Number of tourists by holiday package booking

February 2017					
	Book	Do not book	TOTAL	% Book	% Do not book
International	708,068	476,116	1,184,184	59.8%	40.2%
- Germany	163,544	75,230	238,774	68.5%	31.5%
- Netherlands	37,016	14,371	51,387	72.0%	28.0%
- Ireland	10,075	23,126	33,200	30.3%	69.7%
- Nordics	177,865	67,748	245,613	72.4%	27.6%
- United Kingdom	210,797	172,731	383,528	55.0%	45.0%
- Switzerland	9,997	11,967	21,964	45.5%	54.5%
- Others	98,775	110,943	209,718	47.1%	52.9%
Spanish Mainland	29,100	74,297	103,397	28.1%	71.9%
TOTAL	737,168	550,413	1,287,581	57.3%	42.7%

January - February 2017					
	Book	Do not book	TOTAL	% Book	% Do not book
International	1,415,508	952,070	2,367,578	59.8%	40.2%
- Germany	349,686	139,887	489,573	71.4%	28.6%
- Netherlands	70,614	29,691	100,304	70.4%	29.6%
- Ireland	20,888	48,855	69,741	30.0%	70.1%
- Nordics	358,681	140,466	499,147	71.9%	28.1%
- United Kingdom	386,552	349,634	736,185	52.5%	47.5%
- Switzerland	18,531	21,888	40,419	45.8%	54.2%
- Others	210,558	221,651	432,209	48.7%	51.3%
Spanish Mainland	55,645	151,501	207,145	26.9%	73.1%
TOTAL	1,471,153	1,103,571	2,574,724	57.1%	42.9%

Share of tourists by accommodation type

February 2017					
	Hotels	Rental	Property	Cruise	Others
International	78.0%	10.8%	2.6%	2.1%	6.7%
- Germany	76.1%	12.4%	3.0%	4.9%	3.6%
- Netherlands	82.7%	8.9%	1.4%	2.6%	4.3%
- Ireland	77.6%	9.4%	4.1%	0.4%	8.5%
- Nordics	81.7%	11.5%	2.3%	1.0%	3.5%
- United Kingdom	79.0%	8.4%	2.3%	1.8%	8.5%
- Switzerland	79.7%	10.7%	3.7%	0.6%	5.4%
- Others	72.6%	13.0%	2.6%	0.8%	11.0%
Spanish Mainland	58.6%	11.2%	2.6%	2.6%	25.0%
TOTAL	76.4%	10.8%	2.6%	2.1%	8.1%


January - February 2017					
	Hotels	Rental	Property	Cruise	Others
International	76.5%	10.6%	2.7%	2.9%	7.3%
- Germany	73.0%	10.5%	3.0%	9.6%	3.9%
- Netherlands	80.8%	11.3%	1.3%	1.4%	5.2%
- Ireland	76.2%	11.7%	3.4%	0.4%	8.4%
- Nordics	83.3%	10.2%	2.1%	0.5%	3.9%
- United Kingdom	75.9%	9.9%	3.1%	1.8%	9.3%
- Switzerland	76.9%	12.4%	4.0%	0.5%	6.2%
- Others	72.5%	12.1%	2.8%	0.6%	11.9%
Spanish Mainland	59.8%	10.5%	2.9%	2.3%	24.4%
TOTAL	75.1%	10.6%	2.7%	2.8%	8.7%

Source: Frontur (ISTAC). Tourist arrivals by air.

Note: on the result of the estimated Canary Islands total arrivals, tourists from La Gomera, La Palma and El Hierro are included.

Tourist arrivals in the Canary Islands

February 2017



Number of tourists by holiday package booking and island of stay

February 2017						
		Lanzarote	Fuerteventura	Gran Canaria	Tenerife	CANARY ISLANDS
Book	Total	133,727	139,160	225,385	261,736	737,168
	- International	128,965	136,828	219,547	245,595	708,068
	- Spanish Mainland	4,762	2,332	5,838	16,140	29,100
Do not book	Total	100,406	42,077	158,788	243,796	550,413
	- International	88,931	36,733	131,014	213,379	476,116
	- Spanish Mainland	11,475	5,344	27,774	30,417	74,297
TOTAL	All markets	234,133	181,236	384,173	505,532	1,287,581
	- International	217,896	173,561	350,560	458,974	1,184,184
	- Spanish Mainland	16,237	7,675	33,612	46,558	103,397
% book package	Total	57.1%	76.8%	58.7%	51.8%	57.3%
	- International	59.2%	78.8%	62.6%	53.5%	59.8%
	- Spanish Mainland	29.3%	30.4%	17.4%	34.7%	28.1%

January - February 2017						
		Lanzarote	Fuerteventura	Gran Canaria	Tenerife	CANARY ISLANDS
Book	Total	275,308	297,770	467,818	558,128	1,471,153
	- International	261,996	292,700	457,011	526,796	1,415,508
	- Spanish Mainland	13,312	5,070	10,806	31,331	55,645
Do not book	Total	206,942	88,957	317,924	484,714	1,103,571
	- International	185,848	75,967	260,601	422,943	952,070
	- Spanish Mainland	21,095	12,990	57,324	61,771	151,501
TOTAL	All markets	482,250	386,726	785,742	1,042,842	2,574,724
	- International	447,844	368,667	717,611	949,739	2,367,578
	- Spanish Mainland	34,406	18,059	68,130	93,103	207,145
% book package	Total	57.1%	77.0%	59.5%	53.5%	57.1%
	- International	58.5%	79.4%	63.7%	55.5%	59.8%
	- Spanish Mainland	38.7%	28.1%	15.9%	33.7%	26.9%

Share of tourists by accommodation type and island of stay

February 2017						
		Lanzarote	Fuerteventura	Gran Canaria	Tenerife	CANARY ISLANDS
International	Hotels	78.8%	83.4%	70.5%	76.1%	78.0%
	Rental	10.8%	9.4%	14.2%	7.5%	10.8%
	Property	1.5%	0.9%	2.5%	3.4%	2.6%
	Cruise	4.2%	4.0%	6.4%	3.9%	2.1%
	Others	4.7%	2.3%	6.4%	9.1%	6.7%
Spanish Mainland	Hotels	71.4%	59.9%	49.7%	60.5%	58.6%
	Rental	7.3%	14.9%	15.7%	8.5%	11.2%
	Property	2.0%	4.2%	2.3%	2.5%	2.6%
	Cruise	0.2%	0.4%	0.1%	5.7%	2.6%
	Others	19.1%	20.6%	32.2%	22.8%	25.0%
TOTAL	Hotels	78.3%	82.4%	68.7%	74.7%	76.4%
	Rental	10.6%	9.6%	14.3%	7.6%	10.8%
	Property	1.6%	1.0%	2.5%	3.3%	2.6%
	Cruise	3.9%	3.9%	5.9%	4.0%	2.1%
	Others	5.7%	3.1%	8.6%	10.3%	8.1%

January - February 2017						
		Lanzarote	Fuerteventura	Gran Canaria	Tenerife	CANARY ISLANDS
International	Hotels	74.4%	75.9%	69.0%	72.5%	76.5%
	Rental	10.7%	8.4%	12.3%	8.1%	10.6%
	Property	1.9%	1.3%	2.3%	3.6%	2.7%
	Cruise	8.4%	11.9%	9.1%	6.2%	2.9%
	Others	4.5%	2.5%	7.3%	9.7%	7.3%
Spanish Mainland	Hotels	73.0%	51.4%	50.5%	60.4%	59.8%
	Rental	5.4%	13.9%	15.0%	7.2%	10.5%
	Property	1.8%	5.3%	2.5%	2.9%	2.9%
	Cruise	5.2%	9.1%	2.7%	5.2%	2.3%
	Others	14.6%	20.3%	29.3%	24.3%	24.4%
TOTAL	Hotels	74.3%	74.8%	67.4%	71.4%	75.1%
	Rental	10.4%	8.7%	12.5%	8.0%	10.6%
	Property	1.9%	1.5%	2.3%	3.5%	2.7%
	Cruise	8.2%	11.7%	8.5%	6.1%	2.8%
	Others	5.2%	3.4%	9.2%	11.0%	8.7%

Source: Frontur (ISTAC). Tourist arrivals by air.

Note: in the islands are included tourists who have chosen the island as the main destination of their trip or as a secondary destination.