


Tourist arrivals in the Canary Islands (ISTAC)

February 2019



CANARY ISLANDS

	United Kingdom	Germany	Belgium	France	Netherlands	Ireland	Italy	Switzerland	Denmark	Finland	Norway	Sweden	Nordics	Others	International	Mainland	TOTAL
2018	376,026	253,423	32,692	46,633	50,806	34,560	37,909	22,431	50,632	41,364	61,138	86,703	239,837	89,609	1,183,924	97,055	1,280,978
2019	389,878	235,308	26,906	57,557	51,796	37,774	41,071	21,040	43,862	43,396	60,168	77,083	224,509	98,520	1,184,358	110,589	1,294,947
Change	13,852	-18,115	-5,786	10,924	990	3,214	3,162	-1,391	-6,770	2,032	-970	-9,620	-15,328	8,911	434	13,534	13,969
Change, %	3.7%	-7.1%	-17.7%	23.4%	1.9%	9.3%	8.3%	-6.2%	-13.4%	4.9%	-1.6%	-11.1%	-6.4%	9.9%	0.0%	13.9%	1.1%

LANZAROTE

	United Kingdom	Germany	Belgium	France	Netherlands	Ireland	Italy	Switzerland	Denmark	Finland	Norway	Sweden	Nordics	Others	International	Mainland	TOTAL
2018	107,496	28,227	4,451	12,436	10,645	16,572	4,721	n.d.	n.d.	n.d.	n.d.	n.d.	16,797	n.d.	213,757	13,716	227,473
2019	116,459	26,056	2,948	17,806	10,052	18,125	5,446	n.d.	n.d.	n.d.	n.d.	n.d.	13,926	n.d.	223,949	16,107	240,056
Change	8,963	-2,171	-1,503	5,370	-593	1,553	725	--	--	--	--	--	-2,871	--	10,192	2,391	12,583
Change, %	8.3%	-7.7%	-33.8%	43.2%	-5.6%	9.4%	15.4%	--	--	--	--	--	-17.1%	--	4.8%	17.4%	5.5%

FUERTEVENTURA

	United Kingdom	Germany	Belgium	France	Netherlands	Ireland	Italy	Switzerland	Denmark	Finland	Norway	Sweden	Nordics	Others	International	Mainland	TOTAL
2018	40,127	63,927	1,034	9,669	4,750	2,447	6,186	n.d.	n.d.	n.d.	n.d.	n.d.	15,198	n.d.	158,022	6,378	164,400
2019	39,924	44,055	826	8,451	4,976	2,431	4,897	n.d.	n.d.	n.d.	n.d.	n.d.	11,865	n.d.	131,749	8,117	139,866
Change	-203	-19,872	-208	-1,218	226	-16	-1,289	--	--	--	--	--	-3,333	--	-26,273	1,739	-24,534
Change, %	-0.5%	-31.1%	-20.1%	-12.6%	4.8%	-0.7%	-20.8%	--	--	--	--	--	-21.9%	--	-16.6%	27.3%	-14.9%

GRAN CANARIA

	United Kingdom	Germany	Belgium	France	Netherlands	Ireland	Italy	Switzerland	Denmark	Finland	Norway	Sweden	Nordics	Others	International	Mainland	TOTAL
2018	53,913	81,155	7,831	8,142	18,617	6,501	8,738	n.d.	n.d.	n.d.	n.d.	n.d.	139,070	n.d.	356,809	29,875	386,684
2019	52,044	84,724	5,541	8,435	17,827	5,340	8,956	n.d.	n.d.	n.d.	n.d.	n.d.	138,648	n.d.	356,435	31,094	387,528
Change	-1,869	3,569	-2,290	293	-790	-1,161	218	--	--	--	--	--	-422	--	-374	1,219	844
Change, %	-3.5%	4.4%	-29.2%	3.6%	-4.2%	-17.9%	2.5%	--	--	--	--	--	-0.3%	--	-0.1%	4.1%	0.2%

TENERIFE

	United Kingdom	Germany	Belgium	France	Netherlands	Ireland	Italy	Switzerland	Denmark	Finland	Norway	Sweden	Nordics	Others	International	Mainland	TOTAL
2018	168,872	61,892	18,496	15,603	14,649	9,006	18,144	n.d.	n.d.	n.d.	n.d.	n.d.	63,977	n.d.	420,358	44,670	465,028
2019	175,309	62,977	16,937	21,654	16,406	11,599	21,602	n.d.	n.d.	n.d.	n.d.	n.d.	57,003	n.d.	436,656	52,154	488,810
Change	6,437	1,085	-1,559	6,051	1,757	2,593	3,458	--	--	--	--	--	-6,974	--	16,298	7,484	23,782
Change, %	3.8%	1.8%	-8.4%	38.8%	12.0%	28.8%	19.1%	--	--	--	--	--	-10.9%	--	3.9%	16.8%	5.1%

LA PALMA


	United Kingdom	Germany	Belgium	France	Netherlands	Ireland	Italy	Switzerland	Denmark	Finland	Norway	Sweden	Nordics	Others	International	Mainland	TOTAL
2018	3,513	11,817	570	775	1,705	0	119	n.d.	n.d.	n.d.	n.d.	n.d.	3,882	n.d.	24,099	2,074	26,173
2019	2,884	9,329	403	901	1,907	14	107	n.d.	n.d.	n.d.	n.d.	n.d.	1,726	n.d.	19,331	2,499	21,830
Change	-629	-2,488	-167	126	202	14	-12	--	--	--	--	--	-2,156	--	-4,768	425	-4,343
Change, %	-17.9%	-21.1%	-29.3%	16.3%	11.8%	--	-10.1%	--	--	--	--	--	-55.5%	--	-19.8%	20.5%	-16.6%

Source: Frontur (ISTAC). Tourist arrivals by air.

Note: on the result of the estimated Canary Islands total arrivals, tourists from La Gomera and El Hierro are included. Only main tourists are taken into account in each island.

Tourist arrivals in the Canary Islands (ISTAC)

January - February 2019



CANARY ISLANDS

	United Kingdom	Germany	Belgium	France	Netherlands	Ireland	Italy	Switzerland	Denmark	Finland	Norway	Sweden	Nordics	Others	International	Mainland	TOTAL
2018	733,790	514,941	65,751	80,835	102,679	74,944	86,170	47,869	98,461	88,631	121,585	189,424	498,101	182,788	2,387,865	196,053	2,583,917
2019	758,400	481,670	60,661	93,173	100,686	77,656	87,003	46,519	84,670	86,609	116,050	160,365	447,694	206,556	2,360,017	242,076	2,602,093
Change	24,610	-33,271	-5,090	12,338	-1,993	2,712	833	-1,350	-13,791	-2,022	-5,535	-29,059	-50,407	23,768	-27,848	46,023	18,176
Change, %	3.4%	-6.5%	-7.7%	15.3%	-1.9%	3.6%	1.0%	-2.8%	-14.0%	-2.3%	-4.6%	-15.3%	-10.1%	13.0%	-1.2%	23.5%	0.7%

LANZAROTE

	United Kingdom	Germany	Belgium	France	Netherlands	Ireland	Italy	Switzerland	Denmark	Finland	Norway	Sweden	Nordics	Others	International	Mainland	TOTAL
2018	190,789	51,890	8,243	19,804	19,743	35,454	9,629	n.d.	n.d.	n.d.	n.d.	n.d.	34,132	n.d.	393,754	26,789	420,542
2019	218,693	51,766	6,758	26,443	18,496	37,457	11,911	n.d.	n.d.	n.d.	n.d.	n.d.	26,343	n.d.	423,790	32,658	456,448
Change	27,904	-124	-1,485	6,639	-1,247	2,003	2,282	--	--	--	--	--	-7,789	--	30,036	5,869	35,906
Change, %	14.6%	-0.2%	-18.0%	33.5%	-6.3%	5.6%	23.7%	--	--	--	--	--	-22.8%	--	7.6%	21.9%	8.5%

FUERTEVENTURA

	United Kingdom	Germany	Belgium	France	Netherlands	Ireland	Italy	Switzerland	Denmark	Finland	Norway	Sweden	Nordics	Others	International	Mainland	TOTAL
2018	77,374	120,150	2,404	17,802	9,549	6,045	15,669	n.d.	n.d.	n.d.	n.d.	n.d.	32,310	n.d.	309,438	13,475	322,913
2019	76,093	97,798	2,069	15,343	8,998	5,238	11,586	n.d.	n.d.	n.d.	n.d.	n.d.	24,292	n.d.	270,132	15,341	285,473
Change	-1,281	-22,352	-335	-2,459	-551	-807	-4,083	--	--	--	--	--	-8,018	--	-39,306	1,866	-37,440
Change, %	-1.7%	-18.6%	-13.9%	-13.8%	-5.8%	-13.3%	-26.1%	--	--	--	--	--	-24.8%	--	-12.7%	13.8%	-11.6%

GRAN CANARIA

	United Kingdom	Germany	Belgium	France	Netherlands	Ireland	Italy	Switzerland	Denmark	Finland	Norway	Sweden	Nordics	Others	International	Mainland	TOTAL
2018	111,707	177,111	15,615	13,511	38,794	13,320	17,986	n.d.	n.d.	n.d.	n.d.	n.d.	289,693	n.d.	744,774	60,565	805,339
2019	100,366	166,383	12,924	13,424	37,260	11,814	19,749	n.d.	n.d.	n.d.	n.d.	n.d.	273,821	n.d.	712,812	87,050	799,860
Change	-11,341	-10,728	-2,691	-87	-1,534	-1,506	1,763	--	--	--	--	--	-15,872	--	-31,962	26,485	-5,479
Change, %	-10.2%	-6.1%	-17.2%	-0.6%	-4.0%	-11.3%	9.8%	--	--	--	--	--	-5.5%	--	-4.3%	43.7%	-0.7%

TENERIFE

	United Kingdom	Germany	Belgium	France	Netherlands	Ireland	Italy	Switzerland	Denmark	Finland	Norway	Sweden	Nordics	Others	International	Mainland	TOTAL
2018	340,631	127,885	38,049	28,437	29,612	19,948	42,473	n.d.	n.d.	n.d.	n.d.	n.d.	130,660	n.d.	862,137	89,421	951,558
2019	351,933	130,804	37,536	35,599	31,027	22,804	43,321	n.d.	n.d.	n.d.	n.d.	n.d.	117,189	n.d.	883,992	100,887	984,879
Change	11,302	2,919	-513	7,162	1,415	2,856	848	--	--	--	--	--	-13,471	--	21,855	11,466	33,321
Change, %	3.3%	2.3%	-1.3%	25.2%	4.8%	14.3%	2.0%	--	--	--	--	--	-10.3%	--	2.5%	12.8%	3.5%

LA PALMA


	United Kingdom	Germany	Belgium	France	Netherlands	Ireland	Italy	Switzerland	Denmark	Finland	Norway	Sweden	Nordics	Others	International	Mainland	TOTAL
2018	7,676	25,810	973	1,266	3,998	144	230	n.d.	n.d.	n.d.	n.d.	n.d.	8,419	n.d.	53,351	4,635	57,986
2019	5,499	19,778	795	1,368	3,794	78	313	n.d.	n.d.	n.d.	n.d.	n.d.	3,700	n.d.	39,943	5,165	45,108
Change	-2,177	-6,032	-178	102	-204	-66	83	--	--	--	--	--	-4,719	--	-13,408	530	-12,878
Change, %	-28.4%	-23.4%	-18.3%	8.1%	-5.1%	-45.8%	36.1%	--	--	--	--	--	-56.1%	--	-25.1%	11.4%	-22.2%

Source: Frontur (ISTAC). Tourist arrivals by air.

Note: on the result of the estimated Canary Islands total arrivals, tourists from La Gomera and El Hierro are included. Only main tourists are taken into account in each island.

International tourist arrivals in Spain (INE)

February 2019



BY COUNTRY OF RESIDENCE

Monthly

	UK	Germany	Belgium	France	Netherlands	Ireland	Italy	Switzerland	Denmark	Finland	Norway	Sweden	Nordics	Russia	Portugal	Austria	Others	INTERNATIONAL
Feb-18	863,704	536,034	123,761	545,120	172,552	85,754	233,046	85,915	91,071	51,409	145,171	132,727	420,378	47,935	143,291	35,880	906,526	4,218,047
Feb-19	883,757	549,011	123,101	562,186	168,617	91,055	262,482	89,530	78,644	69,615	113,188	132,124	393,571	50,384	145,138	62,115	972,264	4,380,126
Change	20,053	12,977	-660	17,066	-3,935	5,301	29,436	3,615	-12,427	18,206	-31,983	-603	-26,807	2,449	1,847	26,235	65,738	162,079
Change, %	2.3%	2.4%	-0.5%	3.1%	-2.3%	6.2%	12.6%	4.2%	-13.6%	35.4%	-22.0%	-0.5%	-6.4%	5.1%	1.3%	73.1%	7.3%	3.8%

Year-to-date

	UK	Germany	Belgium	France	Netherlands	Ireland	Italy	Switzerland	Denmark	Finland	Norway	Sweden	Nordics	Russia	Portugal	Austria	Others	INTERNATIONAL
Jan-Feb18	1,662,988	1,038,339	255,144	1,034,183	333,252	166,184	492,439	178,111	203,015	140,008	236,825	266,841	846,689	115,929	259,546	57,858	1,823,942	8,324,648
Jan-Feb19	1,691,104	1,065,000	244,167	1,008,493	321,167	180,144	508,750	167,664	147,366	135,780	210,533	280,742	774,421	117,595	286,678	140,628	2,002,936	8,577,065
Change	28,116	26,661	-10,977	-25,690	-12,085	13,960	16,311	-10,447	-55,649	-4,228	-26,292	13,901	-72,268	1,666	27,132	82,770	178,994	252,417
Change, %	1.7%	2.6%	-4.3%	-2.5%	-3.6%	8.4%	3.3%	-5.9%	-27.4%	-3.0%	-11.1%	5.2%	-8.5%	1.4%	10.5%	143.1%	9.8%	3.0%

BY AUTONOMOUS COMMUNITY

Monthly


	Canary Islands	Andalusia	Aragon	Asturias	Balearic Islands	Cantabria	C. y Leon	C. La Mancha	Catalonia	Valencian Region	Extremadura	Galicia	Madrid	Murcia	Navarre	Basque Country	La Rioja	SPAIN
Feb-18	1,192,866	579,798	33,763	0	156,311	15,296	60,836	11,535	1,015,793	449,519	0	54,926	485,810	43,490	0	66,902	0	4,218,047
Feb-19	1,179,660	626,424	31,384	0	184,355	8,394	50,137	19,435	1,029,808	459,456	0	84,731	499,175	55,623	0	103,786	0	4,380,126
Change	-13,206	46,626	-2,379	0	28,044	-6,902	-10,699	7,900	14,015	9,937	0	29,805	13,365	12,133	0	36,884	0	162,079
Change, %	-1.1%	8.0%	-7.0%	--	17.9%	-45.1%	-17.6%	68.5%	1.4%	2.2%	--	54.3%	2.8%	27.9%	--	55.1%	--	3.8%

Year-to-date

	Canary Islands	Andalusia	Aragon	Asturias	Balearic Islands	Cantabria	C. y Leon	C. La Mancha	Catalonia	Valencian Region	Extremadura	Galicia	Madrid	Murcia	Navarre	Basque Country	La Rioja	SPAIN
Jan-Feb18	2,376,352	1,117,824	74,278	15,900	275,748	32,663	144,428	28,261	1,880,591	900,393	23,150	120,204	1,021,947	92,261	0	147,971	0	8,324,648
Jan-Feb19	2,338,436	1,199,920	52,187	13,007	326,277	28,574	114,600	40,469	1,940,587	874,233	0	166,375	1,083,562	106,815	0	206,605	0	8,577,065
Change	-37,916	82,096	-22,091	-2,893	50,529	-4,089	-29,828	12,208	59,996	-26,160	-23,150	46,171	61,615	14,554	0	58,634	0	252,417
Change, %	-1.6%	7.3%	-29.7%	-18.2%	18.3%	-12.5%	-20.7%	43.2%	3.2%	-2.9%	-100.0%	38.4%	6.0%	15.8%	--	39.6%	--	3.0%

Tourist arrivals in the Canary Islands (ISTAC)

February 2019



Number of tourists by holiday package booking

February 2019

	Book	Do not book	TOTAL	% Book	% Do not book
International	693,215	491,142	1,184,358	58.5%	41.5%
- Germany	161,433	73,876	235,309	68.6%	31.4%
- Netherlands	33,173	18,623	51,796	64.0%	36.0%
- Ireland	12,822	24,952	37,774	33.9%	66.1%
- Nordics	169,046	55,463	224,509	75.3%	24.7%
- United Kingdom	222,722	167,156	389,878	57.1%	42.9%
- Switzerland	9,758	11,281	21,040	46.4%	53.6%
- Others	84,262	139,791	224,053	37.6%	62.4%
Spanish Mainland	21,858	89,294	111,152	19.7%	80.3%
TOTAL	715,073	580,436	1,295,509	55.2%	44.8%

January - February 2019

	Book	Do not book	TOTAL	% Book	% Do not book
International	1,342,093	1,017,923	2,360,017	56.9%	43.1%
- Germany	328,080	153,591	481,671	68.1%	31.9%
- Netherlands	58,685	42,001	100,686	58.3%	41.7%
- Ireland	26,135	51,521	77,656	33.7%	66.3%
- Nordics	333,616	114,078	447,694	74.5%	25.5%
- United Kingdom	415,295	343,105	758,400	54.8%	45.2%
- Switzerland	18,374	28,144	46,518	39.5%	60.5%
- Others	161,909	285,484	447,393	36.2%	63.8%
Spanish Mainland	45,156	198,765	243,921	18.5%	81.5%
TOTAL	1,387,250	1,216,688	2,603,938	53.3%	46.7%

Share of tourists by accommodation type

February 2019

	Hotels	Rental	Property	Cruise	Others
International	71.3%	10.6%	2.6%	3.9%	11.6%
- Germany	61.6%	8.7%	2.3%	18.2%	9.3%
- Netherlands	72.9%	11.3%	4.4%	1.0%	10.3%
- Ireland	65.8%	16.6%	2.8%	0.5%	14.3%
- Nordics	86.1%	6.8%	1.5%	0.0%	5.6%
- United Kingdom	73.4%	11.0%	2.5%	0.4%	12.8%
- Switzerland	69.0%	15.6%	4.5%	0.9%	9.9%
- Others	63.9%	14.2%	3.5%	0.5%	17.9%
Spanish Mainland	53.9%	10.6%	2.0%	2.4%	29.4%
TOTAL	69.8%	10.6%	2.5%	3.8%	13.1%

January - February 2019

	Hotels	Rental	Property	Cruise	Others
International	72.5%	10.4%	2.8%	3.6%	10.7%
- Germany	66.3%	9.4%	2.4%	14.2%	7.6%
- Netherlands	72.4%	12.1%	3.4%	1.1%	11.0%
- Ireland	66.8%	18.6%	3.7%	0.4%	10.5%
- Nordics	86.8%	5.9%	1.9%	0.1%	5.4%
- United Kingdom	73.2%	10.4%	2.8%	1.5%	12.1%
- Switzerland	68.8%	15.5%	4.2%	1.6%	9.8%
- Others	65.0%	13.6%	3.8%	0.7%	16.9%
Spanish Mainland	57.6%	11.0%	2.3%	1.1%	27.2%
TOTAL	71.1%	10.5%	2.8%	3.4%	12.2%

Source: Frontur (ISTAC). Tourist arrivals by air.

Note: on the result of the estimated Canary Islands total arrivals, tourists from La Gomera and El Hierro are included.

Tourist arrivals in the Canary Islands (ISTAC)

February 2019



Number of tourists by holiday package booking and island of stay

		February 2019					
		Lanzarote	Fuerteventura	Gran Canaria	Tenerife	La Palma	CANARY ISLANDS
Book	Total	151,557	120,790	253,972	264,299	15,029	715,073
	- International	146,507	117,744	250,349	252,520	14,210	693,215
	- Spanish Mainlan	5,050	3,046	3,624	11,779	819	21,858
Do not book	Total	120,870	44,209	149,584	251,083	17,134	580,436
	- International	108,556	38,172	120,184	208,780	14,241	491,142
	- Spanish Mainlan	12,315	6,036	29,399	42,303	2,893	89,294
TOTAL	All markets	272,428	164,998	403,556	515,382	32,162	1,295,509
	- International	255,063	155,916	370,533	461,300	28,451	1,184,358
	- Spanish Mainlan	17,364	9,082	33,023	54,082	3,711	111,151
% book package	Total	55.6%	73.2%	62.9%	51.3%	46.7%	55.2%
	- International	57.4%	75.5%	67.6%	54.7%	49.9%	58.5%
	- Spanish Mainlan	29.1%	33.5%	11.0%	21.8%	22.1%	19.7%

		January - February 2019					
		Lanzarote	Fuerteventura	Gran Canaria	Tenerife	La Palma	CANARY ISLANDS
Book	Total	288,897	247,686	486,317	493,331	37,033	1,387,250
	- International	278,899	242,874	475,227	471,907	35,961	1,342,093
	- Spanish Mainlan	9,998	4,812	11,091	21,424	1,071	45,156
Do not book	Total	223,360	89,782	341,355	544,651	37,173	1,216,688
	- International	197,924	77,357	260,824	461,628	31,005	1,017,923
	- Spanish Mainlan	25,437	12,424	80,531	83,023	6,168	198,765
TOTAL	All markets	512,258	337,466	827,673	1,037,982	74,205	2,603,937
	- International	476,823	320,230	736,051	933,536	66,966	2,360,017
	- Spanish Mainlan	35,435	17,236	91,622	104,447	7,239	243,920
% book package	Total	56.4%	73.4%	58.8%	47.5%	49.9%	53.3%
	- International	58.5%	75.8%	64.6%	50.6%	53.7%	56.9%
	- Spanish Mainlan	28.2%	27.9%	12.1%	20.5%	14.8%	18.5%

Share of tourists by accommodation type and island of stay

		February 2019					
		Lanzarote	Fuerteventura	Gran Canaria	Tenerife	La Palma	CANARY ISLANDS
International	Hotels	66.0%	70.5%	70.2%	65.3%	36.7%	71.3%
	Rental	11.4%	11.0%	7.0%	9.9%	28.4%	10.6%
	Property	0.9%	1.6%	1.9%	3.6%	2.5%	2.6%
	Cruise	10.3%	14.0%	12.2%	6.7%	22.5%	3.9%
	Others	11.3%	2.9%	8.6%	14.5%	10.0%	11.6%
Spanish Mainland	Hotels	66.1%	55.5%	50.0%	52.8%	39.6%	53.9%
	Rental	5.2%	15.0%	7.4%	11.6%	25.9%	10.6%
	Property	2.2%	2.8%	1.7%	1.8%	2.3%	2.0%
	Cruise	3.5%	4.9%	3.4%	3.6%	14.0%	2.4%
	Others	22.9%	21.5%	36.3%	27.5%	18.2%	29.4%
TOTAL	Hotels	66.0%	69.7%	68.6%	64.0%	37.0%	69.8%
	Rental	11.0%	11.2%	7.1%	10.1%	28.1%	10.6%
	Property	1.0%	1.7%	1.9%	3.4%	2.5%	2.5%
	Cruise	9.9%	13.5%	11.5%	6.4%	21.5%	3.8%
	Others	12.1%	3.9%	10.9%	15.9%	10.9%	13.1%

		January - February 2019					
		Lanzarote	Fuerteventura	Gran Canaria	Tenerife	La Palma	CANARY ISLANDS
International	Hotels	67.5%	71.2%	70.3%	67.8%	31.6%	72.5%
	Rental	13.4%	10.4%	7.5%	8.5%	25.3%	10.4%
	Property	1.2%	1.5%	2.4%	3.9%	2.6%	2.8%
	Cruise	8.9%	13.8%	10.5%	6.4%	30.2%	3.6%
	Others	9.0%	3.1%	9.3%	13.3%	10.1%	10.7%
Spanish Mainland	Hotels	63.0%	53.6%	60.6%	53.7%	46.3%	57.6%
	Rental	8.2%	19.7%	8.9%	11.2%	22.8%	11.0%
	Property	2.5%	2.6%	1.4%	2.8%	4.1%	2.3%
	Cruise	1.8%	2.7%	1.3%	1.9%	7.2%	1.1%
	Others	24.5%	21.3%	27.3%	28.9%	19.6%	27.2%
TOTAL	Hotels	67.2%	70.3%	69.2%	66.4%	33.1%	71.1%
	Rental	13.1%	10.9%	7.7%	8.8%	25.1%	10.5%
	Property	1.2%	1.6%	2.3%	3.8%	2.8%	2.8%
	Cruise	8.4%	13.2%	9.5%	6.0%	28.0%	3.4%
	Others	10.1%	4.1%	11.2%	14.9%	11.1%	12.2%

Source: Frontur (ISTAC). Tourist arrivals by air.

Note: in the islands are included tourists who have chosen the island as the main destination of their trip or as a secondary destination.