

# Tourist arrivals in the Canary Islands (ISTAC)

February 2021



## CANARY ISLANDS

	United Kingdom	Germany	Belgium	France	Netherlands	Ireland	Italy	Switzerland	Denmark	Finland	Norway	Sweden	Nordics	Others	International	Mainland	TOTAL
2020	379,216	253,043	29,370	65,834	50,560	35,855	33,483	20,741	49,270	41,443	58,397	70,374	219,484	96,666	1,184,249	112,156	1,296,405
2021	1,989	21,628	1,142	20,641	1,510	1,125	5,154	1,300	259	217	345	4,120	4,941	21,294	80,724	29,035	109,759
Change	-377,227	-231,415	-28,228	-45,193	-49,050	-34,730	-28,329	-19,441	-49,011	-41,226	-58,052	-66,254	-214,543	-75,372	-1,103,525	-83,121	-1,186,646
Change, %	-99.5%	-91.5%	-96.1%	-68.6%	-97.0%	-96.9%	-84.6%	-93.7%	-99.5%	-99.5%	-99.4%	-94.1%	-97.7%	-78.0%	-93.2%	-74.1%	-91.5%

## LANZAROTE

	United Kingdom	Germany	Belgium	France	Netherlands	Ireland	Italy	Switzerland	Denmark	Finland	Norway	Sweden	Nordics	Others	International	Mainland	TOTAL
2020	92,959	25,210	3,308	19,132	8,500	14,854	3,891	-	-	-	-	-	12,089	10,292	190,235	15,037	205,272
2021	212	826	69	3,599	38	151	322	-	-	-	-	-	14	840	6,072	3,125	9,197
Change	-92,747	-24,384	-3,239	-15,533	-8,462	-14,703	-3,569	--	--	--	--	--	-12,075	-9,452	-184,163	-11,912	-196,075
Change, %	-99.8%	-96.7%	-97.9%	-81.2%	-99.6%	-99.0%	-91.7%	--	--	--	--	--	-99.9%	-91.8%	-96.8%	-79.2%	-95.5%

## FUERTEVENTURA

	United Kingdom	Germany	Belgium	France	Netherlands	Ireland	Italy	Switzerland	Denmark	Finland	Norway	Sweden	Nordics	Others	International	Mainland	TOTAL
2020	40,057	61,764	1,326	9,681	5,273	2,247	5,069	-	-	-	-	-	11,596	14,753	151,766	9,762	161,529
2021	113	4,177	40	1,774	139	171	575	-	-	-	-	-	768	2,032	9,789	2,533	12,322
Change	-39,944	-57,587	-1,286	-7,907	-5,134	-2,076	-4,494	--	--	--	--	--	-10,828	-12,721	-141,977	-7,229	-149,207
Change, %	-99.7%	-93.2%	-97.0%	-81.7%	-97.4%	-92.4%	-88.7%	--	--	--	--	--	-93.4%	-86.2%	-93.5%	-74.1%	-92.4%

## GRAN CANARIA

	United Kingdom	Germany	Belgium	France	Netherlands	Ireland	Italy	Switzerland	Denmark	Finland	Norway	Sweden	Nordics	Others	International	Mainland	TOTAL
2020	56,695	80,541	5,883	8,157	20,213	6,362	7,100	-	-	-	-	-	128,227	34,611	347,789	36,246	384,035
2021	533	6,553	149	1,969	415	191	981	-	-	-	-	-	2,970	5,868	19,629	10,108	29,738
Change	-56,162	-73,988	-5,734	-6,188	-19,798	-6,171	-6,119	--	--	--	--	--	-125,257	-28,743	-328,160	-26,138	-354,297
Change, %	-99.1%	-91.9%	-97.5%	-75.9%	-97.9%	-97.0%	-86.2%	--	--	--	--	--	-97.7%	-83.0%	-94.4%	-72.1%	-92.3%

## TENERIFE

	United Kingdom	Germany	Belgium	France	Netherlands	Ireland	Italy	Switzerland	Denmark	Finland	Norway	Sweden	Nordics	Others	International	Mainland	TOTAL
2020	183,496	70,633	17,904	27,122	14,489	12,141	17,212	-	-	-	-	-	63,536	55,233	461,766	47,736	509,502
2021	1,109	7,759	819	12,796	876	593	3,157	-	-	-	-	-	1,128	13,436	41,674	11,855	53,529
Change	-182,387	-62,874	-17,085	-14,326	-13,613	-11,548	-14,055	--	--	--	--	--	-62,408	-41,797	-420,092	-35,881	-455,973
Change, %	-99.4%	-89.0%	-95.4%	-52.8%	-94.0%	-95.1%	-81.7%	--	--	--	--	--	-98.2%	-75.7%	-91.0%	-75.2%	-89.5%

## LA PALMA

	United Kingdom	Germany	Belgium	France	Netherlands	Ireland	Italy	Switzerland	Denmark	Finland	Norway	Sweden	Nordics	Others	International	Mainland	TOTAL
2020	2,942	7,984	479	823	1,846	17	184	-	-	-	-	-	2,650	1,545	18,468	2,576	21,044
2021	1	1,189	42	143	18	0	70	-	-	-	-	-	53	286	1,802	1,262	3,065
Change	-2,941	-6,795	-437	-680	-1,828	-17	-114	--	--	--	--	--	-2,597	-1,259	-16,666	-1,314	-17,979
Change, %	-100.0%	-85.1%	-91.2%	-82.6%	-99.0%	-100.0%	-62.0%	--	--	--	--	--	-98.0%	-81.5%	-90.2%	-51.0%	-85.4%

Source: Frontur (ISTAC). Tourist arrivals by air.

Note: on the result of the estimated Canary Islands total arrivals, tourists from La Gomera and El Hierro are included. Only main tourists are taken into account in each island.

# Tourist arrivals in the Canary Islands (ISTAC)

January - February 2021



## CANARY ISLANDS

	United Kingdom	Germany	Belgium	France	Netherlands	Ireland	Italy	Switzerland	Denmark	Finland	Norway	Sweden	Nordics	Others	International	Mainland	TOTAL
2020	721,767	489,636	60,816	108,235	101,453	72,361	71,091	40,723	90,435	84,490	113,902	150,192	439,019	194,343	2,299,441	229,988	2,529,428
2021	4,905	49,806	7,165	32,608	3,336	5,500	10,595	3,972	822	478	648	9,731	11,679	41,493	171,059	62,386	233,445
Change	-716,862	-439,830	-53,651	-75,627	-98,117	-66,861	-60,496	-36,751	-89,613	-84,012	-113,254	-140,461	-427,340	-152,850	-2,128,382	-167,602	-2,295,983
Change, %	-99.3%	-89.8%	-88.2%	-69.9%	-96.7%	-92.4%	-85.1%	-90.2%	-99.1%	-99.4%	-99.4%	-93.5%	-97.3%	-78.6%	-92.6%	-72.9%	-90.8%

## LANZAROTE

	United Kingdom	Germany	Belgium	France	Netherlands	Ireland	Italy	Switzerland	Denmark	Finland	Norway	Sweden	Nordics	Others	International	Mainland	TOTAL
2020	178,771	48,627	6,605	29,380	16,783	30,192	8,279	-	-	-	-	-	24,148	19,557	362,342	30,045	392,387
2021	648	2,616	544	5,472	152	1,434	639	-	-	-	-	-	91	2,300	13,898	7,361	21,258
Change	-178,123	-46,011	-6,061	-23,908	-16,631	-28,758	-7,640	--	--	--	--	--	-24,057	-17,257	-348,444	-22,684	-371,129
Change, %	-99.6%	-94.6%	-91.8%	-81.4%	-99.1%	-95.3%	-92.3%	--	--	--	--	--	-99.6%	-88.2%	-96.2%	-75.5%	-94.6%

## FUERTEVENTURA

	United Kingdom	Germany	Belgium	France	Netherlands	Ireland	Italy	Switzerland	Denmark	Finland	Norway	Sweden	Nordics	Others	International	Mainland	TOTAL
2020	68,565	110,736	2,505	16,684	9,774	4,219	10,370	-	-	-	-	-	21,411	28,290	272,553	20,185	292,739
2021	452	10,905	429	3,140	255	684	1,252	-	-	-	-	-	1,663	5,052	23,831	6,222	30,053
Change	-68,113	-99,831	-2,076	-13,544	-9,519	-3,535	-9,118	--	--	--	--	--	-19,748	-23,238	-248,722	-13,963	-262,686
Change, %	-99.3%	-90.2%	-82.9%	-81.2%	-97.4%	-83.8%	-87.9%	--	--	--	--	--	-92.2%	-82.1%	-91.3%	-69.2%	-89.7%

## GRAN CANARIA

	United Kingdom	Germany	Belgium	France	Netherlands	Ireland	Italy	Switzerland	Denmark	Finland	Norway	Sweden	Nordics	Others	International	Mainland	TOTAL
2020	107,691	166,368	11,896	13,987	38,509	13,203	16,257	-	-	-	-	-	263,773	69,601	701,285	73,967	775,252
2021	1,189	17,527	1,739	3,805	1,142	787	2,436	-	-	-	-	-	7,476	12,105	48,206	20,423	68,630
Change	-106,502	-148,841	-10,157	-10,182	-37,367	-12,416	-13,821	--	--	--	--	--	-256,297	-57,496	-653,079	-53,544	-706,622
Change, %	-98.9%	-89.5%	-85.4%	-72.8%	-97.0%	-94.0%	-85.0%	--	--	--	--	--	-97.2%	-82.6%	-93.1%	-72.4%	-91.1%

## TENERIFE

	United Kingdom	Germany	Belgium	France	Netherlands	Ireland	Italy	Switzerland	Denmark	Finland	Norway	Sweden	Nordics	Others	International	Mainland	TOTAL
2020	355,475	132,021	37,990	45,330	31,110	24,394	35,720	-	-	-	-	-	121,903	112,810	896,751	99,014	995,764
2021	2,530	14,326	4,159	19,126	1,650	2,555	6,100	-	-	-	-	-	2,306	25,177	77,930	25,329	103,259
Change	-352,945	-117,695	-33,831	-26,204	-29,460	-21,839	-29,620	--	--	--	--	--	-119,597	-87,633	-818,821	-73,685	-892,505
Change, %	-99.3%	-89.1%	-89.1%	-57.8%	-94.7%	-89.5%	-82.9%	--	--	--	--	--	-98.1%	-77.7%	-91.3%	-74.4%	-89.6%

## LA PALMA


	United Kingdom	Germany	Belgium	France	Netherlands	Ireland	Italy	Switzerland	Denmark	Finland	Norway	Sweden	Nordics	Others	International	Mainland	TOTAL
2020	5,834	15,892	833	1,454	4,023	17	402	-	-	-	-	-	5,529	3,088	37,070	5,023	42,093
2021	33	2,305	222	254	39	7	99	-	-	-	-	-	61	632	3,652	2,624	6,276
Change	-5,801	-13,587	-611	-1,200	-3,984	-10	-303	--	--	--	--	--	-5,468	-2,456	-33,418	-2,399	-35,817
Change, %	-99.4%	-85.5%	-73.3%	-82.5%	-99.0%	-58.8%	-75.4%	--	--	--	--	--	-98.9%	-79.5%	-90.1%	-47.8%	-85.1%

Source: Frontur (ISTAC). Tourist arrivals by air.

Note: on the result of the estimated Canary Islands total arrivals, tourists from La Gomera and El Hierro are included. Only main tourists are taken into account in each island.

# International tourist arrivals in Spain (INE)

February 2021



## BY COUNTRY OF RESIDENCE

Monthly																		
	UK	Germany	Belgium	France	Netherlands	Ireland	Italy	Switzerland	Denmark	Finland	Norway	Sweden	Nordics	Russia	Portugal	Austria	Others	INTERNATIONAL
Feb-20	907,321	542,495	132,630	580,121	201,503	96,032	249,262	85,080	100,305	65,831	103,094	124,201	393,431	46,502	175,949	49,306	903,065	4,423,576
Feb-21	14,319	36,856	9,006	74,797	11,356	3,903	19,469	6,705	1,743	773	1,063	8,221	11,800	2,515	19,880	3,101	55,324	284,311
Change	-893,002	-505,639	-123,624	-505,324	-190,147	-92,129	-229,793	-78,375	-98,562	-65,058	-102,031	-115,980	-381,631	-43,987	-156,069	-46,205	-847,741	-4,139,265
Change, %	-98.4%	-93.2%	-93.2%	-87.1%	-94.4%	-95.9%	-92.2%	-92.1%	-98.3%	-98.8%	-99.0%	-93.4%	-97.0%	-94.6%	-88.7%	-93.7%	-93.9%	-93.6%

Year-to-date																		
	UK	Germany	Belgium	France	Netherlands	Ireland	Italy	Switzerland	Denmark	Finland	Norway	Sweden	Nordics	Russia	Portugal	Austria	Others	INTERNATIONAL
Jan-Feb20	1,621,609	1,036,208	251,331	1,061,183	364,346	181,702	484,273	161,419	170,498	130,286	185,907	247,250	733,941	110,214	305,944	74,249	2,030,123	8,556,600
Jan-Feb21	37,536	87,954	30,159	192,422	27,264	12,256	42,197	22,190	5,270	2,544	3,276	20,074	31,164	5,848	48,627	7,333	142,900	718,673
Change	-1,584,073	-948,254	-221,172	-868,761	-337,082	-169,446	-442,076	-139,229	-165,228	-127,742	-182,631	-227,176	-702,777	-104,366	-257,317	-66,916	#####	-7,837,927
Change, %	-97.7%	-91.5%	-88.0%	-81.9%	-92.5%	-93.3%	-91.3%	-86.3%	-96.9%	-98.0%	-98.2%	-91.9%	-95.8%	-94.7%	-84.1%	-90.1%	-93.0%	-91.6%

## BY AUTONOMOUS COMMUNITY


Monthly																		
	Canary Islands	Andalusia	Aragon	Asturias	Canary Islands	Cantabria	C. y Leon	C. La Mancha	Catalonia	Canarian Region	Extremadura	Galicia	Madrid	Murcia	Navarre	Basque Country	La Rioja	SPAIN
Feb-20	1,170,610	625,033	39,860	0	185,550	0	83,545	0	964,706	528,440	0	78,072	518,261	68,694	0	72,805	0	4,423,576
Feb-21	74,280	28,661	4,426	3	13,149	0	9,843	0	54,020	28,066	3	12,870	31,580	2,206	3	11,742	3	284,311
Change	-1,096,330	-596,372	-35,434	3	-172,401	0	-73,702	0	-910,686	-500,374	3	-65,202	-486,681	-66,488	3	-61,063	3	-4,139,265
Change, %	-93.7%	-95.4%	-88.9%	--	-92.9%	--	-88.2%	--	-94.4%	-94.7%	--	-83.5%	-93.9%	-96.8%	--	-83.9%	--	-93.6%

Year-to-date																		
	Canary Islands	Andalusia	Aragon	Asturias	Canary Islands	Cantabria	C. y Leon	C. La Mancha	Catalonia	Canarian Region	Extremadura	Galicia	Madrid	Murcia	Navarre	Basque Country	La Rioja	SPAIN
Jan-Feb20	2,271,774	1,230,484	75,160	0	289,322	6,894	155,835	22,625	1,834,863	961,463	0	161,382	1,129,445	120,755	0	144,733	0	8,556,600
Jan-Feb21	160,849	78,377	10,833	5	28,315	2,119	32,046	4,382	139,285	77,793	5	32,191	77,139	8,981	5	29,847	5	718,673
Change	-2,110,925	-1,152,107	-64,327	5	-261,007	-4,775	-123,789	-18,243	-1,695,578	-883,670	5	-129,191	-1,052,306	-111,774	5	-114,886	5	-7,837,927
Change, %	-92.9%	-93.6%	-85.6%	--	-90.2%	-69.3%	-79.4%	-80.6%	-92.4%	-91.9%	--	-80.1%	-93.2%	-92.6%	--	-79.4%	--	-91.6%

# Tourist arrivals in the Canary Islands (ISTAC)

February 2021



## Number of tourists by holiday package booking and country of residence

### February 2021

	Book	Do not book	TOTAL	% Book	% Do not book
<b>International</b>	21,629	59,096	80,725	26.8%	73.2%
- Germany	7,132	14,496	21,628	33.0%	67.0%
- Netherlands	28	1,482	1,510	1.9%	98.1%
- Ireland	95	1,029	1,125	8.4%	91.5%
- Nordics	3,129	1,813	4,942	63.3%	36.7%
- United Kingdom	337	1,651	1,989	16.9%	83.0%
- Switzerland	252	1,049	1,300	19.4%	80.7%
- Others	10,656	37,576	48,231	22.1%	77.9%
<b>Spanish Mainland</b>	1,073	27,962	29,035	3.7%	96.3%
<b>TOTAL</b>	22,702	87,058	109,760	20.7%	79.3%

### January - February 2021

	Book	Do not book	TOTAL	% Book	% Do not book
<b>International</b>	49,151	121,910	171,060	28.7%	71.3%
- Germany	18,369	31,437	49,806	36.9%	63.1%
- Netherlands	649	2,687	3,336	19.5%	80.5%
- Ireland	669	4,830	5,500	12.2%	87.8%
- Nordics	7,122	4,558	11,680	61.0%	39.0%
- United Kingdom	569	4,335	4,905	11.6%	88.4%
- Switzerland	661	3,313	3,972	16.6%	83.4%
- Others	21,112	70,750	91,861	23.0%	77.0%
<b>Spanish Mainland</b>	3,798	58,588	62,386	6.1%	93.9%
<b>TOTAL</b>	52,949	180,498	233,446	22.7%	77.3%

## Share of tourists by accommodation type and country of residence

### February 2021

	Hotels and similar	Rental	Property	Cruise	Others
<b>International</b>	51.6%	15.7%	7.3%	4.9%	20.4%
- Germany	37.6%	14.6%	11.1%	17.9%	18.8%
- Netherlands	35.8%	18.3%	8.6%	0.9%	36.4%
- Ireland	51.1%	15.1%	13.2%	0.0%	20.6%
- Nordics	75.9%	7.5%	6.1%	0.2%	10.4%
- United Kingdom	43.1%	36.3%	5.0%	0.0%	15.5%
- Switzerland	55.1%	18.5%	5.7%	4.6%	16.1%
- Others	56.2%	16.0%	5.7%	0.1%	21.9%
<b>Spanish Mainland</b>	55.5%	15.1%	1.8%	0.1%	27.5%
<b>TOTAL</b>	52.7%	15.5%	5.9%	3.7%	22.3%

### January - February 2021


	Hotels and similar	Rental	Property	Cruise	Others
<b>International</b>	51.7%	15.0%	7.9%	5.2%	20.2%
- Germany	40.9%	14.1%	11.0%	17.5%	16.5%
- Netherlands	46.2%	13.1%	7.6%	0.4%	32.6%
- Ireland	54.9%	12.3%	8.2%	0.1%	24.5%
- Nordics	75.2%	8.3%	6.7%	0.1%	9.8%
- United Kingdom	40.8%	37.5%	5.1%	0.0%	16.6%
- Switzerland	50.3%	18.9%	8.3%	2.1%	20.4%
- Others	55.2%	15.2%	6.6%	0.1%	23.0%
<b>Spanish Mainland</b>	47.6%	14.6%	2.3%	0.1%	35.4%
<b>TOTAL</b>	50.6%	14.9%	6.4%	3.8%	24.2%

Source: Frontur (ISTAC). Tourist arrivals by air.

Note: on the result of the estimated Canary Islands total arrivals, tourists from La Gomera and El Hierro are included.

# Tourist arrivals in the Canary Islands (ISTAC)

February 2021



## Number of tourists by holiday package booking and island of stay

### February 2021

		Lanzarote	Fuerteventura	Gran Canaria	Tenerife	La Palma	CANARY ISLANDS
<b>Book</b>	<b>Total</b>	<b>3,600</b>	<b>6,498</b>	<b>9,752</b>	<b>10,752</b>	<b>2,942</b>	<b>22,702</b>
	- International	3,109	6,453	9,636	10,318	2,828	<b>21,629</b>
	- Spanish Mainland	491	45	116	434	114	<b>1,073</b>
<b>Do not book</b>	<b>Total</b>	<b>8,302</b>	<b>9,382</b>	<b>22,070</b>	<b>46,709</b>	<b>3,365</b>	<b>87,058</b>
	- International	5,657	6,859	11,708	34,800	2,043	<b>59,096</b>
	- Spanish Mainland	2,645	2,523	10,362	11,909	1,322	<b>27,962</b>
<b>TOTAL</b>	<b>All markets</b>	<b>11,902</b>	<b>15,880</b>	<b>31,824</b>	<b>57,462</b>	<b>6,306</b>	<b>109,760</b>
	- International	8,766	13,312	21,345	45,118	4,870	<b>80,725</b>
	- Spanish Mainland	3,136	2,568	10,479	12,344	1,436	<b>29,035</b>
<b>% book package</b>	<b>Total</b>	<b>30.2%</b>	<b>40.9%</b>	<b>30.6%</b>	<b>18.7%</b>	<b>46.7%</b>	<b>20.7%</b>
	- International	35.5%	48.5%	45.1%	22.9%	58.1%	<b>26.8%</b>
	- Spanish Mainland	15.7%	1.8%	1.1%	3.5%	7.9%	<b>3.7%</b>

### January - February 2021

		Lanzarote	Fuerteventura	Gran Canaria	Tenerife	La Palma	CANARY ISLANDS
<b>Book</b>	<b>Total</b>	<b>9,528</b>	<b>17,853</b>	<b>24,870</b>	<b>22,684</b>	<b>7,764</b>	<b>52,949</b>
	- International	8,821	17,374	23,770	21,236	7,555	<b>49,151</b>
	- Spanish Mainland	707	479	1,100	1,448	209	<b>3,798</b>
<b>Do not book</b>	<b>Total</b>	<b>19,901</b>	<b>21,326</b>	<b>48,193</b>	<b>91,055</b>	<b>6,949</b>	<b>180,498</b>
	- International	12,812	15,242	27,809	66,344	4,234	<b>121,910</b>
	- Spanish Mainland	7,089	6,084	20,384	24,711	2,715	<b>58,588</b>
<b>TOTAL</b>	<b>All markets</b>	<b>29,431</b>	<b>39,179</b>	<b>73,065</b>	<b>113,739</b>	<b>14,712</b>	<b>233,446</b>
	- International	21,634	32,616	51,580	87,579	11,788	<b>171,060</b>
	- Spanish Mainland	7,797	6,563	21,485	26,160	2,924	<b>62,386</b>
<b>% book package</b>	<b>Total</b>	<b>32.4%</b>	<b>45.6%</b>	<b>34.0%</b>	<b>19.9%</b>	<b>52.8%</b>	<b>22.7%</b>
	- International	40.8%	53.3%	46.1%	24.2%	64.1%	<b>28.7%</b>
	- Spanish Mainland	9.1%	7.3%	5.1%	5.5%	7.1%	<b>6.1%</b>

## Share of tourists by accommodation type and island of stay

### February 2021

		Lanzarote	Fuerteventura	Gran Canaria	Tenerife	La Palma	CANARY ISLANDS
<b>International</b>	Hotels	29.2%	49.3%	50.6%	48.7%	8.7%	<b>51.6%</b>
	Rental	27.0%	16.3%	12.5%	12.0%	11.0%	<b>15.7%</b>
	Property	2.2%	4.2%	4.3%	9.2%	1.6%	<b>7.3%</b>
	Cruise	26.5%	22.7%	19.3%	6.4%	55.9%	<b>4.9%</b>
	Others	15.1%	7.5%	13.4%	23.7%	22.8%	<b>20.4%</b>
<b>Spanish Mainland</b>	Hotels	52.4%	41.7%	66.4%	52.7%	50.6%	<b>55.5%</b>
	Rental	30.0%	34.7%	3.8%	15.6%	19.1%	<b>15.1%</b>
	Property	0.3%	5.8%	1.6%	1.4%	1.8%	<b>1.8%</b>
	Cruise	0.0%	0.0%	0.0%	0.1%	0.0%	<b>0.1%</b>
	Others	17.3%	17.8%	28.3%	30.2%	28.5%	<b>27.5%</b>
<b>TOTAL</b>	Hotels	35.3%	48.1%	55.8%	49.6%	18.2%	<b>52.7%</b>
	Rental	27.8%	19.3%	9.6%	12.8%	12.8%	<b>15.5%</b>
	Property	1.7%	4.5%	3.4%	7.5%	1.7%	<b>5.9%</b>
	Cruise	19.5%	19.0%	12.9%	5.0%	43.2%	<b>3.7%</b>
	Others	15.7%	9.2%	18.3%	25.1%	24.1%	<b>22.3%</b>

### January - February 2021

		Lanzarote	Fuerteventura	Gran Canaria	Tenerife	La Palma	CANARY ISLANDS
<b>International</b>	Hotels	31.3%	52.4%	53.2%	44.6%	8.3%	<b>51.7%</b>
	Rental	21.4%	15.0%	10.6%	11.7%	9.2%	<b>15.0%</b>
	Property	2.7%	2.8%	4.7%	10.2%	3.9%	<b>7.9%</b>
	Cruise	30.5%	22.6%	17.8%	9.3%	62.8%	<b>5.2%</b>
	Others	14.1%	7.2%	13.7%	24.2%	15.7%	<b>20.2%</b>
<b>Spanish Mainland</b>	Hotels	44.5%	44.3%	59.5%	41.0%	44.3%	<b>47.6%</b>
	Rental	26.2%	28.7%	6.1%	15.4%	25.7%	<b>14.6%</b>
	Property	0.8%	5.0%	1.5%	2.6%	1.6%	<b>2.3%</b>
	Cruise	0.0%	0.0%	0.0%	0.1%	0.0%	<b>0.1%</b>
	Others	28.5%	22.0%	32.9%	40.9%	28.5%	<b>35.4%</b>
<b>TOTAL</b>	Hotels	34.8%	51.1%	55.1%	43.8%	15.5%	<b>50.6%</b>
	Rental	22.7%	17.3%	9.3%	12.6%	12.5%	<b>14.9%</b>
	Property	2.2%	3.2%	3.8%	8.4%	3.5%	<b>6.4%</b>
	Cruise	22.4%	18.8%	12.5%	7.2%	50.4%	<b>3.8%</b>
	Others	17.9%	9.7%	19.4%	28.0%	18.3%	<b>24.2%</b>

Source: Frontur (ISTAC). Tourist arrivals by air.

Note: in the islands are included tourists who have chosen the island as the main destination of their trip or as a secondary destination.