


Tourist arrivals in the Canary Islands (ISTAC)

February 2022 (vs. 2019)



CANARY ISLANDS

	United Kingdom	Germany	Belgium	France	Netherlands	Ireland	Italy	Switzerland	Denmark	Finland	Norway	Sweden	Nordics	Others	International	Mainland	TOTAL
2019	389,878	235,308	26,906	57,557	51,796	37,774	41,071	21,040	43,863	43,396	60,168	77,083	224,510	98,520	1,184,358	109,188	1,293,546
2022	338,596	163,428	30,309	73,649	48,747	37,254	38,158	11,050	46,248	22,500	34,384	34,261	137,393	105,737	984,323	105,944	1,090,267
Change	-51,282	-71,880	3,403	16,092	-3,049	-520	-2,913	-9,990	2,385	-20,896	-25,784	-42,822	-87,117	7,217	-200,035	-3,244	-203,279
Change, %	-13.2%	-30.5%	12.6%	28.0%	-5.9%	-1.4%	-7.1%	-47.5%	5.4%	-48.2%	-42.9%	-55.6%	-38.8%	7.3%	-16.9%	-3.0%	-15.7%

LANZAROTE

	United Kingdom	Germany	Belgium	France	Netherlands	Ireland	Italy	Switzerland	Denmark	Finland	Norway	Sweden	Nordics	Others	International	Mainland	TOTAL
2019	116,459	26,056	2,948	17,806	10,052	18,125	5,446	0	0	0	0	0	13,926	13,130	223,949	16,170	240,120
2022	87,505	16,540	3,446	15,563	8,462	14,710	4,805	0	0	0	0	0	9,938	11,122	172,091	18,335	190,426
Change	-28,954	-9,516	498	-2,243	-1,590	-3,415	-641	--	--	--	--	--	-3,988	-2,008	-51,858	2,165	-49,694
Change, %	-24.9%	-36.5%	16.9%	-12.6%	-15.8%	-18.8%	-11.8%	--	--	--	--	--	-28.6%	-15.3%	-23.2%	13.4%	-20.7%

FUERTEVENTURA

	United Kingdom	Germany	Belgium	France	Netherlands	Ireland	Italy	Switzerland	Denmark	Finland	Norway	Sweden	Nordics	Others	International	Mainland	TOTAL
2019	39,924	44,055	826	8,451	4,976	2,431	4,897	0	0	0	0	0	11,865	14,325	131,749	8,117	139,866
2022	38,035	39,706	1,722	15,392	5,351	2,671	5,797	0	0	0	0	0	8,223	15,151	132,047	7,909	139,956
Change	-1,889	-4,349	896	6,941	375	240	900	--	--	--	--	--	-3,642	826	298	-208	90
Change, %	-4.7%	-9.9%	108.5%	82.1%	7.5%	9.9%	18.4%	--	--	--	--	--	-30.7%	5.8%	0.2%	-2.6%	0.1%

GRAN CANARIA

	United Kingdom	Germany	Belgium	France	Netherlands	Ireland	Italy	Switzerland	Denmark	Finland	Norway	Sweden	Nordics	Others	International	Mainland	TOTAL
2019	52,044	84,724	5,541	8,435	17,827	5,340	8,956	0	0	0	0	0	138,648	34,920	356,435	30,733	387,168
2022	47,640	50,762	6,607	9,014	17,688	5,512	7,524	0	0	0	0	0	82,352	27,335	254,434	30,834	285,267
Change	-4,404	-33,962	1,066	579	-139	172	-1,432	--	--	--	--	--	-56,296	-7,585	-102,001	101	-101,901
Change, %	-8.5%	-40.1%	19.2%	6.9%	-0.8%	3.2%	-16.0%	--	--	--	--	--	-40.6%	-21.7%	-28.6%	0.3%	-26.3%

TENERIFE

	United Kingdom	Germany	Belgium	France	Netherlands	Ireland	Italy	Switzerland	Denmark	Finland	Norway	Sweden	Nordics	Others	International	Mainland	TOTAL
2019	175,309	62,977	16,937	21,654	16,406	11,599	21,602	0	0	0	0	0	57,003	53,169	436,656	50,983	487,639
2022	163,632	50,522	18,453	32,886	16,796	14,025	19,960	0	0	0	0	0	35,039	61,329	412,642	45,774	458,416
Change	-11,677	-12,455	1,516	11,232	390	2,426	-1,642	--	--	--	--	--	-21,964	8,160	-24,014	-5,209	-29,223
Change, %	-6.7%	-19.8%	9.0%	51.9%	2.4%	20.9%	-7.6%	--	--	--	--	--	-38.5%	15.3%	-5.5%	-10.2%	-6.0%

LA PALMA

	United Kingdom	Germany	Belgium	France	Netherlands	Ireland	Italy	Switzerland	Denmark	Finland	Norway	Sweden	Nordics	Others	International	Mainland	TOTAL
2019	2,884	9,329	403	901	1,907	14	107	0	0	0	0	0	1,726	2,060	19,331	2,565	21,896
2022	305	1,631	45	373	241	0	72	0	0	0	0	0	250	742	3,659	2,378	6,036
Change	-2,579	-7,698	-358	-528	-1,666	-14	-35	--	--	--	--	--	-1,476	-1,318	-15,672	-187	-15,860
Change, %	-89.4%	-82.5%	-88.8%	-58.6%	-87.4%	-100.0%	-32.7%	--	--	--	--	--	-85.5%	-64.0%	-81.1%	-7.3%	-72.4%

Source: Frontur (ISTAC). Tourist arrivals by air.

Note: on the result of the estimated Canary Islands total arrivals, tourists from La Gomera and El Hierro are included. Only main tourists are taken into account in each island.

Tourist arrivals in the Canary Islands (ISTAC)

January - February 2022 (vs. 2019)



CANARY ISLANDS

	United Kingdom	Germany	Belgium	France	Netherlands	Ireland	Italy	Switzerland	Denmark	Finland	Norway	Sweden	Nordics	Others	International	Mainland	TOTAL
2019	758,400	481,670	60,661	93,173	100,686	77,656	87,003	46,519	84,671	86,609	116,050	160,365	447,695	206,556	2,360,017	241,957	2,601,974
2021	536,894	307,819	59,447	113,367	100,259	72,412	73,186	18,598	82,873	44,855	64,838	73,676	266,242	198,495	1,746,720	207,254	1,953,974
Change	-221,506	-173,851	-1,214	20,194	-427	-5,244	-13,817	-27,921	-1,798	-41,754	-51,212	-86,689	-181,453	-8,061	-613,297	-34,703	-648,000
Change, %	-29.2%	-36.1%	-2.0%	21.7%	-0.4%	-6.8%	-15.9%	-60.0%	-2.1%	-48.2%	-44.1%	-54.1%	-40.5%	-3.9%	-26.0%	-14.3%	-24.9%

LANZAROTE

	United Kingdom	Germany	Belgium	France	Netherlands	Ireland	Italy	Switzerland	Denmark	Finland	Norway	Sweden	Nordics	Others	International	Mainland	TOTAL
2019	218,693	51,766	6,758	26,443	18,496	37,458	11,911	0	0	0	0	0	26,343	25,922	423,790	32,911	456,702
2021	133,836	29,872	6,868	23,222	15,997	28,593	8,962	0	0	0	0	0	18,502	19,223	285,074	35,077	320,151
Change	-84,857	-21,894	110	-3,221	-2,499	-8,865	-2,949	--	--	--	--	--	-7,841	-6,699	-138,716	2,166	-136,551
Change, %	-38.8%	-42.3%	1.6%	-12.2%	-13.5%	-23.7%	-24.8%	--	--	--	--	--	-29.8%	-25.8%	-32.7%	6.6%	-29.9%

FUERTEVENTURA

	United Kingdom	Germany	Belgium	France	Netherlands	Ireland	Italy	Switzerland	Denmark	Finland	Norway	Sweden	Nordics	Others	International	Mainland	TOTAL
2019	76,093	97,798	2,069	15,343	8,998	5,238	11,586	0	0	0	0	0	24,292	28,717	270,132	15,459	285,591
2021	56,518	73,189	2,836	21,759	10,026	4,903	10,731	0	0	0	0	0	14,074	27,576	221,611	15,246	236,857
Change	-19,575	-24,609	767	6,416	1,028	-335	-855	--	--	--	--	--	-10,218	-1,141	-48,521	-213	-48,734
Change, %	-25.7%	-25.2%	37.1%	41.8%	11.4%	-6.4%	-7.4%	--	--	--	--	--	-42.1%	-4.0%	-18.0%	-1.4%	-17.1%

GRAN CANARIA

	United Kingdom	Germany	Belgium	France	Netherlands	Ireland	Italy	Switzerland	Denmark	Finland	Norway	Sweden	Nordics	Others	International	Mainland	TOTAL
2019	100,367	166,383	12,924	13,424	37,260	11,814	19,749	0	0	0	0	0	273,821	77,070	712,812	87,571	800,383
2021	76,588	94,962	13,211	13,842	36,163	10,028	14,760	0	0	0	0	0	160,147	52,333	472,033	61,578	533,610
Change	-23,779	-71,421	287	418	-1,097	-1,786	-4,989	--	--	--	--	--	-113,674	-24,737	-240,779	-25,993	-266,773
Change, %	-23.7%	-42.9%	2.2%	3.1%	-2.9%	-15.1%	-25.3%	--	--	--	--	--	-41.5%	-32.1%	-33.8%	-29.7%	-33.3%

TENERIFE

	United Kingdom	Germany	Belgium	France	Netherlands	Ireland	Italy	Switzerland	Denmark	Finland	Norway	Sweden	Nordics	Others	International	Mainland	TOTAL
2019	351,933	130,804	37,536	35,599	31,027	22,804	43,321	0	0	0	0	0	117,190	113,780	883,992	99,808	983,800
2021	266,928	99,133	36,208	52,110	36,810	28,512	38,336	0	0	0	0	0	70,811	115,192	744,038	87,484	831,522
Change	-85,005	-31,671	-1,328	16,511	5,783	5,708	-4,985	--	--	--	--	--	-46,379	1,412	-139,954	-12,324	-152,278
Change, %	-24.2%	-24.2%	-3.5%	46.4%	18.6%	25.0%	-11.5%	--	--	--	--	--	-39.6%	1.2%	-15.8%	-12.3%	-15.5%

LA PALMA


	United Kingdom	Germany	Belgium	France	Netherlands	Ireland	Italy	Switzerland	Denmark	Finland	Norway	Sweden	Nordics	Others	International	Mainland	TOTAL
2019	5,499	19,778	795	1,368	3,794	78	313	0	0	0	0	0	3,700	4,618	39,943	5,231	45,174
2021	506	2,289	119	514	379	41	255	0	0	0	0	0	316	1,462	5,880	5,958	11,837
Change	-4,993	-17,489	-676	-854	-3,415	-37	-58	--	--	--	--	--	-3,384	-3,156	-34,063	727	-33,337
Change, %	-90.8%	-88.4%	-85.0%	-62.4%	-90.0%	-47.4%	-18.5%	--	--	--	--	--	-91.5%	-68.3%	-85.3%	13.9%	-73.8%

Source: Frontur (ISTAC). Tourist arrivals by air.

Note: on the result of the estimated Canary Islands total arrivals, tourists from La Gomera and El Hierro are included. Only main tourists are taken into account in each island.

International tourist arrivals in Spain (INE)

February 2022



BY COUNTRY OF RESIDENCE

Monthly

	UK	Germany	Belgium	France	Netherlands	Ireland	Italy	Switzerland	Denmark	Finland	Norway	Sweden	Nordics	Russia	Portugal	Austria	Others	INTERNATIONAL
Feb-19	885,676	548,064	122,700	566,827	168,722	90,556	263,903	88,945	78,615	69,398	113,198	131,770	392,981	49,956	145,289	61,804	968,355	4,380,504
Feb-22	578,568	389,741	120,574	514,977	180,493	79,964	166,078	70,985	78,344	33,209	62,682	74,681	248,916	12,953	130,412	28,352	605,728	3,156,809
Change	-307,108	-158,323	-2,126	-51,850	11,771	-10,592	-97,825	-17,960	-271	-36,189	-50,516	-57,089	-144,065	-37,003	-14,877	-33,452	-362,627	-1,223,695
Change, %	-34.7%	-28.9%	-1.7%	-9.1%	7.0%	-11.7%	-37.1%	-20.2%	-0.3%	-52.1%	-44.6%	-43.3%	-36.7%	-74.1%	-10.2%	-54.1%	-37.4%	-27.9%

Year-to-date

	UK	Germany	Belgium	France	Netherlands	Ireland	Italy	Switzerland	Denmark	Finland	Norway	Sweden	Nordics	Russia	Portugal	Austria	Others	INTERNATIONAL
Jan-Feb 19	1,693,038	1,065,849	243,161	1,012,889	321,279	180,206	509,127	166,945	146,864	135,059	209,916	279,422	771,261	116,606	286,979	140,258	2,000,396	8,576,145
Jan-Feb 22	941,718	672,021	224,278	862,932	353,042	150,132	322,606	131,235	136,654	67,508	112,485	140,666	457,313	31,397	223,168	45,642	1,160,085	5,643,295
Change	-751,320	-393,828	-18,883	-149,957	31,763	-30,074	-186,521	-35,710	-10,210	-67,551	-97,431	-138,756	-313,948	-85,209	-63,811	-94,616	-840,311	-2,932,850
Change, %	-44.4%	-36.9%	-7.8%	-14.8%	9.9%	-16.7%	-36.6%	-21.4%	-7.0%	-50.0%	-46.4%	-49.7%	-40.7%	-73.1%	-22.2%	-67.5%	-42.0%	-34.2%

BY AUTONOMOUS COMMUNITY

Monthly

	Canary Islands	Andalusia	Aragon	Asturias	Canary Islands	Cantabria	C. y Leon	C. La Mancha	Catalonia	Canary Region	Extremadura	Galicia	Madrid	Murcia	Navarre	Basque Country	La Rioja	SPAIN
Feb-19	1,179,673	626,983	31,387	0	184,351	8,184	49,930	19,447	1,030,292	459,309	0	84,720	499,245	55,552	0	103,806	0	4,380,504
Feb-22	968,004	425,307	36,960	10,798	149,626	11,435	40,479	0	619,390	393,280	0	56,089	282,713	35,577	0	75,376	0	3,156,809
Change	-211,669	-201,676	5,573	10,798	-34,725	3,251	-9,451	-19,447	-410,902	-66,029	0	-28,631	-216,532	-19,975	0	-28,430	0	-1,223,695
Change, %	-17.9%	-32.2%	17.8%	--	-18.8%	39.7%	-18.9%	-100.0%	-39.9%	-14.4%	--	-33.8%	-43.4%	-36.0%	--	-27.4%	--	-27.9%

Year-to-date

	Canary Islands	Andalusia	Aragon	Asturias	Canary Islands	Cantabria	C. y Leon	C. La Mancha	Catalonia	Canary Region	Extremadura	Galicia	Madrid	Murcia	Navarre	Basque Country	La Rioja	SPAIN
Jan-Feb 19	2,338,455	1,201,744	52,192	12,968	326,273	28,247	114,148	40,490	1,940,621	872,862	0	166,341	1,083,584	106,432	0	206,573	0	8,576,145
Jan-Feb 22	1,727,769	749,203	71,431	23,360	232,746	22,350	83,779	10,409	1,083,051	674,541	24,193	116,712	530,695	74,662	12,525	144,106	0	5,643,295
Change	-610,686	-452,541	19,239	10,392	-93,527	-5,897	-30,369	-30,081	-857,570	-198,321	24,193	-49,629	-552,889	-31,770	12,525	-62,467	0	-2,932,850
Change, %	-26.1%	-37.7%	36.9%	80.1%	-28.7%	-20.9%	-26.6%	-74.3%	-44.2%	-22.7%	--	-29.8%	-51.0%	-29.9%	--	-30.2%	--	-34.2%

Tourist arrivals in the Canary Islands (ISTAC)

February 2022



Number of tourists by holiday package booking and country of residence

February 2022

	Book	Do not book	TOTAL	% Book	% Do not book
International	509,632	474,692	984,323	51.8%	48.2%
- Germany	91,903	71,526	163,428	56.2%	43.8%
- Netherlands	24,823	23,924	48,747	50.9%	49.1%
- Ireland	8,851	28,403	37,254	23.8%	76.2%
- Nordics	107,065	30,329	137,394	77.9%	22.1%
- United Kingdom	200,837	137,760	338,596	59.3%	40.7%
- Switzerland	2,731	8,318	11,050	24.7%	75.3%
- Others	73,422	174,432	247,854	29.6%	70.4%
Spanish Mainland	12,206	93,738	105,944	11.5%	88.5%
TOTAL	521,838	568,430	1,090,267	47.9%	52.1%

January - February 2022

	Book	Do not book	TOTAL	% Book	% Do not book
International	879,983	866,737	1,746,720	50.4%	49.6%
- Germany	168,693	139,127	307,819	54.8%	45.2%
- Netherlands	55,965	44,294	100,259	55.8%	44.2%
- Ireland	17,045	55,367	72,412	23.5%	76.5%
- Nordics	199,529	66,713	266,242	74.9%	25.1%
- United Kingdom	308,458	228,436	536,894	57.5%	42.5%
- Switzerland	4,526	14,071	18,598	24.3%	75.7%
- Others	125,767	318,729	444,496	28.3%	71.7%
Spanish Mainland	17,432	189,822	207,254	8.4%	91.6%
TOTAL	897,415	1,056,559	1,953,974	45.9%	54.1%

Share of tourists by accommodation type and country of residence

February 2022

	Hotels and similar	Apartments	Property	Cruise	Others
International	73.8%	8.0%	3.0%	3.1%	12.1%
- Germany	62.9%	7.1%	2.8%	14.7%	12.4%
- Netherlands	69.5%	16.5%	2.4%	0.4%	11.2%
- Ireland	69.1%	15.1%	5.2%	0.4%	10.2%
- Nordics	88.0%	2.9%	2.5%	0.4%	6.2%
- United Kingdom	81.0%	6.1%	2.8%	1.4%	8.7%
- Switzerland	64.8%	14.0%	5.6%	1.3%	14.3%
- Others	65.3%	10.9%	3.3%	0.3%	20.2%
Spanish Mainland	54.0%	14.6%	1.5%	0.0%	29.8%
TOTAL	71.9%	8.6%	2.8%	2.8%	13.8%

January - February 2022


	Hotels and similar	Apartments	Property	Cruise	Others
International	72.2%	8.5%	3.9%	2.6%	12.8%
- Germany	63.3%	7.4%	4.8%	11.4%	13.0%
- Netherlands	74.8%	12.1%	2.4%	0.3%	10.4%
- Ireland	65.6%	16.8%	4.7%	0.4%	12.5%
- Nordics	86.3%	3.5%	3.3%	0.2%	6.6%
- United Kingdom	77.8%	7.5%	3.5%	1.6%	9.6%
- Switzerland	64.5%	13.6%	5.2%	0.7%	16.0%
- Others	63.7%	11.0%	4.3%	0.2%	20.7%
Spanish Mainland	49.0%	14.5%	1.9%	0.0%	34.6%
TOTAL	69.7%	9.1%	3.7%	2.4%	15.1%

Source: Frontur (ISTAC). Tourist arrivals by air.

Note: on the result of the estimated Canary Islands total arrivals, tourists from La Gomera and El Hierro are included.

Tourist arrivals in the Canary Islands (ISTAC)

February 2022



Number of tourists by holiday package booking and island of stay

February 2022

	Lanzarote	Fuerteventura	Gran Canaria	Tenerife	La Palma	CANARY ISLANDS	
Book	Total	104,188	92,109	158,864	205,506	10,620	521,838
	- International	102,024	91,745	157,620	197,132	9,717	509,632
	- Spanish Mainland	2,164	364	1,244	8,374	903	12,206
Do not book	Total	99,593	63,659	135,567	267,132	7,540	568,430
	- International	83,096	55,785	105,232	228,433	5,108	474,692
	- Spanish Mainland	16,497	7,874	30,335	38,699	2,432	93,738
TOTAL	All markets	203,781	155,768	294,431	472,638	18,161	1,090,267
	- International	185,120	147,530	262,852	425,565	14,826	984,323
	- Spanish Mainland	18,661	8,238	31,579	47,073	3,335	105,944
% book package	Total	51.1%	59.1%	54.0%	43.5%	58.5%	47.9%
	- International	55.1%	62.2%	60.0%	46.3%	65.5%	51.8%
	- Spanish Mainland	11.6%	4.4%	3.9%	17.8%	27.1%	11.5%

January - February 2022

	Lanzarote	Fuerteventura	Gran Canaria	Tenerife	La Palma	CANARY ISLANDS	
Book	Total	155,562	146,757	293,393	351,418	16,845	897,415
	- International	152,444	145,994	290,942	340,341	15,809	879,983
	- Spanish Mainland	3,118	763	2,451	11,077	1,036	17,432
Do not book	Total	183,862	109,122	257,766	502,104	15,382	1,056,559
	- International	151,156	93,849	196,933	422,801	8,815	866,737
	- Spanish Mainland	32,706	15,273	60,833	79,303	6,567	189,822
TOTAL	All markets	339,422	255,879	551,159	853,523	32,228	1,953,974
	- International	303,599	239,843	487,875	763,143	24,625	1,746,720
	- Spanish Mainland	35,823	16,036	63,284	90,380	7,603	207,254
% book package	Total	45.8%	57.4%	53.2%	41.2%	52.3%	45.9%
	- International	50.2%	60.9%	59.6%	44.6%	64.2%	50.4%
	- Spanish Mainland	8.7%	4.8%	3.9%	12.3%	13.6%	8.4%

Share of tourists by accommodation type and island of stay

February 2022

	Lanzarote	Fuerteventura	Gran Canaria	Tenerife	La Palma	CANARY ISLANDS	
International	Hotels	68.9%	72.7%	72.8%	70.2%	7.4%	73.8%
	Apartments	17.8%	12.8%	6.3%	2.5%	7.7%	8.0%
	Property	1.4%	1.4%	2.7%	4.0%	1.7%	3.0%
	Cruise	6.3%	8.3%	9.4%	5.1%	62.3%	3.1%
	Others	5.7%	4.8%	8.9%	18.1%	20.9%	12.1%
	Spanish Mainland	Hotels	52.2%	38.2%	59.8%	54.3%	65.0%
Apartments		23.8%	28.7%	4.0%	15.1%	17.8%	14.6%
Property		0.4%	3.2%	2.0%	1.3%	0.0%	1.5%
Cruise		0.0%	0.0%	0.0%	0.1%	0.0%	0.0%
Others		23.7%	29.9%	34.2%	29.1%	17.2%	29.8%
TOTAL		Hotels	67.3%	70.9%	71.4%	68.7%	18.0%
	Apartments	18.3%	13.6%	6.0%	3.8%	9.6%	8.6%
	Property	1.3%	1.5%	2.6%	3.8%	1.4%	2.8%
	Cruise	5.7%	7.9%	8.4%	4.6%	50.8%	2.8%
	Others	7.3%	6.1%	11.6%	19.2%	20.2%	13.8%

January - February 2022

	Lanzarote	Fuerteventura	Gran Canaria	Tenerife	La Palma	CANARY ISLANDS	
International	Hotels	66.1%	73.1%	73.7%	68.3%	8.7%	72.2%
	Rental	20.7%	13.9%	6.0%	3.0%	6.6%	8.5%
	Property	1.8%	2.5%	3.2%	5.3%	2.8%	3.9%
	Cruise	5.1%	5.7%	7.4%	4.5%	62.9%	2.6%
	Others	6.4%	4.8%	9.7%	18.9%	18.9%	12.8%
	Spanish Mainland	Hotels	49.4%	40.8%	51.2%	49.3%	54.3%
Rental		26.0%	27.1%	5.2%	14.2%	17.3%	14.5%
Property		1.3%	3.9%	1.8%	1.9%	1.5%	1.9%
Cruise		0.1%	0.3%	0.1%	0.1%	0.0%	0.0%
Others		23.1%	27.9%	41.8%	34.6%	26.9%	34.6%
TOTAL		Hotels	64.3%	71.0%	71.1%	66.3%	19.4%
	Rental	21.3%	14.7%	5.9%	4.2%	9.2%	9.1%
	Property	1.7%	2.6%	3.0%	4.9%	2.5%	3.7%
	Cruise	4.6%	5.4%	6.6%	4.0%	48.1%	2.4%
	Others	8.1%	6.3%	13.4%	20.5%	20.8%	15.1%

Source: Frontur (ISTAC). Tourist arrivals by air.

Note: in the islands are included tourists who have chosen the island as the main destination of their trip or as a secondary destination.