


Tourist arrivals in the Canary Islands (ISTAC)

July 2017



CANARY ISLANDS																	
	United Kingdom	Germany	Belgium	France	Netherlands	Ireland	Italy	Switzerland	Denmark	Finland	Norway	Sweden	Nordics	Others	International	Mainland	TOTAL
2016	457,581	232,128	46,050	64,127	66,660	51,025	41,941	30,740	16,546	1,082	18,860	13,625	50,113	99,493	1,139,857	204,450	1,344,306
2017	499,839	245,504	48,392	57,125	62,434	58,888	48,739	32,550	16,738	709	21,996	13,604	53,047	109,234	1,215,756	190,181	1,405,936
Change	42,258	13,376	2,342	-7,002	-4,226	7,863	6,798	1,810	192	-373	3,136	-21	2,934	9,741	75,899	-14,269	61,630
Change, %	9.2%	5.8%	5.1%	-10.9%	-6.3%	15.4%	16.2%	5.9%	1.2%	-34.5%	16.6%	-0.2%	5.9%	9.8%	6.7%	-7.0%	4.6%

LANZAROTE																	
	United Kingdom	Germany	Belgium	France	Netherlands	Ireland	Italy	Switzerland	Denmark	Finland	Norway	Sweden	Nordics	Others	International	Mainland	TOTAL
2016	113,655	21,863	5,428	17,926	9,645	24,315	5,715	n.d.	n.d.	n.d.	n.d.	n.d.	3,602	n.d.	215,519	34,695	250,214
2017	140,037	23,412	7,594	15,971	9,080	30,633	7,018	n.d.	n.d.	n.d.	n.d.	n.d.	3,488	n.d.	252,813	31,153	283,966
Change	26,382	1,549	2,166	-1,955	-565	6,318	1,303	--	--	--	--	--	-114	--	37,294	-3,542	33,752
Change, %	23.2%	7.1%	39.9%	-10.9%	-5.9%	26.0%	22.8%	--	--	--	--	--	-3.2%	--	17.3%	-10.2%	13.5%

FUERTEVENTURA																	
	United Kingdom	Germany	Belgium	France	Netherlands	Ireland	Italy	Switzerland	Denmark	Finland	Norway	Sweden	Nordics	Others	International	Mainland	TOTAL
2016	47,528	74,243	2,125	19,706	6,354	4,120	13,767	n.d.	n.d.	n.d.	n.d.	n.d.	4,024	n.d.	190,583	19,141	209,724
2017	47,001	76,993	2,149	13,427	8,562	4,173	15,021	n.d.	n.d.	n.d.	n.d.	n.d.	3,068	n.d.	190,226	17,313	207,539
Change	-527	2,750	24	-6,279	2,208	53	1,254	--	--	--	--	--	-956	--	-357	-1,828	-2,185
Change, %	-1.1%	3.7%	1.1%	-31.9%	34.7%	1.3%	9.1%	--	--	--	--	--	-23.8%	--	-0.2%	-9.6%	-1.0%

GRAN CANARIA																	
	United Kingdom	Germany	Belgium	France	Netherlands	Ireland	Italy	Switzerland	Denmark	Finland	Norway	Sweden	Nordics	Others	International	Mainland	TOTAL
2016	77,091	72,611	13,347	10,085	27,569	8,453	6,411	n.d.	n.d.	n.d.	n.d.	n.d.	31,031	n.d.	285,399	69,112	354,511
2017	94,880	71,029	15,520	10,887	24,878	8,211	9,285	n.d.	n.d.	n.d.	n.d.	n.d.	35,628	n.d.	311,840	58,786	370,626
Change	17,789	-1,582	2,173	802	-2,691	-242	2,874	--	--	--	--	--	4,597	--	26,441	-10,326	16,115
Change, %	23.1%	-2.2%	16.3%	8.0%	-9.8%	-2.9%	44.8%	--	--	--	--	--	14.8%	--	9.3%	-14.9%	4.5%


TENERIFE																	
	United Kingdom	Germany	Belgium	France	Netherlands	Ireland	Italy	Switzerland	Denmark	Finland	Norway	Sweden	Nordics	Others	International	Mainland	TOTAL
2016	216,652	55,653	24,232	15,645	20,188	14,137	15,811	n.d.	n.d.	n.d.	n.d.	n.d.	11,067	n.d.	430,045	74,749	504,794
2017	213,608	65,864	21,591	14,974	16,860	15,870	17,355	n.d.	n.d.	n.d.	n.d.	n.d.	10,707	n.d.	438,326	75,890	514,217
Change	-3,044	10,211	-2,641	-671	-3,328	1,733	1,544	--	--	--	--	--	-360	--	8,281	1,141	9,423
Change, %	-1.4%	18.3%	-10.9%	-4.3%	-16.5%	12.3%	9.8%	--	--	--	--	--	-3.3%	--	1.9%	1.5%	1.9%

LA PALMA																	
	United Kingdom	Germany	Belgium	France	Netherlands	Ireland	Italy	Switzerland	Denmark	Finland	Norway	Sweden	Nordics	Others	International	Mainland	TOTAL
2016	442	4,833	705	766	2,559	0	237	n.d.	n.d.	n.d.	n.d.	n.d.	0	1,899	11,442	5,437	16,879
2017	2,091	5,000	1,169	1,866	2,721	0	0	n.d.	n.d.	n.d.	n.d.	n.d.	0	2,498	15,345	6,028	21,373
Change	1,649	167	464	1,100	162	0	-237	--	--	--	--	--	0	--	3,903	591	4,494
Change, %	373.1%	3.5%	65.8%	143.6%	6.3%	--	-100.0%	--	--	--	--	--	--	--	34.1%	10.9%	26.6%

Source: Frontur (ISTAC). Tourist arrivals by air.
 Note: on the result of the estimated Canary Islands total arrivals, tourists from La Gomera and El Hierro are included.

Tourist arrivals in the Canary Islands (ISTAC)

January - July 2017



CANARY ISLANDS																	
	United Kingdom	Germany	Belgium	France	Netherlands	Ireland	Italy	Switzerland	Denmark	Finland	Norway	Sweden	Nordics	Others	International	Mainland	TOTAL
2016	2,734,446	1,705,919	226,951	367,239	349,988	281,571	259,062	151,551	201,215	137,622	243,275	329,333	911,445	543,399	7,531,572	930,143	8,461,715
2017	3,041,373	1,754,060	241,840	357,229	357,251	310,674	313,180	166,754	206,488	153,921	263,739	366,268	990,416	636,390	8,169,171	940,215	9,109,384
Change	306,927	48,141	14,889	-10,010	7,263	29,103	54,118	15,203	5,273	16,299	20,464	36,935	78,971	92,991	637,599	10,072	647,669
Change, %	11.2%	2.8%	6.6%	-2.7%	2.1%	10.3%	20.9%	10.0%	2.6%	11.8%	8.4%	11.2%	8.7%	17.1%	8.5%	1.1%	7.7%

LANZAROTE																	
	United Kingdom	Germany	Belgium	France	Netherlands	Ireland	Italy	Switzerland	Denmark	Finland	Norway	Sweden	Nordics	Others	International	Mainland	TOTAL
2016	722,074	180,141	23,352	102,492	58,248	140,289	25,407	n.d.	n.d.	n.d.	n.d.	n.d.	63,606	n.d.	1,383,353	145,749	1,529,100
2017	821,946	186,177	28,431	90,360	58,693	156,508	40,900	n.d.	n.d.	n.d.	n.d.	n.d.	67,284	n.d.	1,538,029	130,639	1,668,666
Change	99,872	6,036	5,079	-12,132	445	16,219	15,493	--	--	--	--	--	3,678	--	154,676	-15,110	139,566
Change, %	13.8%	3.4%	21.7%	-11.8%	0.8%	11.6%	61.0%	--	--	--	--	--	5.8%	--	11.2%	-10.4%	9.1%

FUERTEVENTURA																	
	United Kingdom	Germany	Belgium	France	Netherlands	Ireland	Italy	Switzerland	Denmark	Finland	Norway	Sweden	Nordics	Others	International	Mainland	TOTAL
2016	293,775	497,976	9,840	87,259	37,368	21,525	65,221	n.d.	n.d.	n.d.	n.d.	n.d.	64,036	n.d.	1,170,279	74,253	1,244,533
2017	312,482	492,403	9,470	73,596	43,950	24,309	73,415	n.d.	n.d.	n.d.	n.d.	n.d.	64,110	n.d.	1,196,361	71,481	1,267,843
Change	18,707	-5,573	-370	-13,663	6,582	2,784	8,194	--	--	--	--	--	74	--	26,082	-2,772	23,310
Change, %	6.4%	-1.1%	-3.8%	-15.7%	17.6%	12.9%	12.6%	--	--	--	--	--	0.1%	--	2.2%	-3.7%	1.9%

GRAN CANARIA																	
	United Kingdom	Germany	Belgium	France	Netherlands	Ireland	Italy	Switzerland	Denmark	Finland	Norway	Sweden	Nordics	Others	International	Mainland	TOTAL
2016	412,172	519,537	62,179	58,812	133,091	42,002	49,104	n.d.	n.d.	n.d.	n.d.	n.d.	519,569	n.d.	1,989,880	303,690	2,293,569
2017	492,217	561,855	66,932	64,961	133,927	46,339	65,005	n.d.	n.d.	n.d.	n.d.	n.d.	565,843	n.d.	2,225,958	284,505	2,510,463
Change	80,045	42,318	4,753	6,149	836	4,337	15,901	--	--	--	--	--	46,274	--	236,078	-19,185	216,894
Change, %	19.4%	8.1%	7.6%	10.5%	0.6%	10.3%	32.4%	--	--	--	--	--	8.9%	--	11.9%	-6.3%	9.5%

TENERIFE																	
	United Kingdom	Germany	Belgium	France	Netherlands	Ireland	Italy	Switzerland	Denmark	Finland	Norway	Sweden	Nordics	Others	International	Mainland	TOTAL
2016	1,270,151	425,823	124,778	110,670	105,186	76,078	118,018	n.d.	n.d.	n.d.	n.d.	n.d.	257,521	n.d.	2,817,172	372,982	3,190,153
2017	1,372,802	423,692	130,064	116,984	103,423	82,385	132,100	n.d.	n.d.	n.d.	n.d.	n.d.	274,490	n.d.	2,999,102	423,376	3,422,478
Change	102,651	-2,131	5,286	6,314	-1,763	6,307	14,082	--	--	--	--	--	16,969	--	181,930	50,394	232,325
Change, %	8.1%	-0.5%	4.2%	5.7%	-1.7%	8.3%	11.9%	--	--	--	--	--	6.6%	--	6.5%	13.5%	7.3%


LA PALMA																	
	United Kingdom	Germany	Belgium	France	Netherlands	Ireland	Italy	Switzerland	Denmark	Finland	Norway	Sweden	Nordics	Others	International	Mainland	TOTAL
2016	14,934	52,264	3,992	5,286	13,428	591	1,007	n.d.	n.d.	n.d.	n.d.	n.d.	2,922	7,096	101,519	29,099	130,619
2017	24,601	56,376	4,323	10,156	14,533	132	862	n.d.	n.d.	n.d.	n.d.	n.d.	14,605	14,103	139,690	25,754	165,444
Change	9,667	4,112	331	4,870	1,105	-459	-145	--	--	--	--	--	11,683	--	38,171	-3,345	34,825
Change, %	64.7%	7.9%	8.3%	92.1%	8.2%	-77.7%	-14.4%	--	--	--	--	--	399.8%	--	37.6%	-11.5%	26.7%

Source: Frontur (ISTAC). Tourist arrivals by air.

Note: on the result of the estimated Canary Islands total arrivals, tourists from La Gomera and El Hierro are included.

International tourist arrivals in Spain (INE)

July 2017



BY COUNTRY OF RESIDENCE

Monthly

	UK	Germany	Belgium	France	Netherlands	Ireland	Italy	Switzerland	Denmark	Finland	Norway	Sweden	Nordics	Russia	Portugal	Austria	Others	INTERNATIONAL
Jul-16	2,166,552	1,296,255	417,082	1,513,745	508,443	222,677	449,455	236,705	186,857	25,853	198,350	245,821	656,881	150,320	237,412	68,841	1,619,829	9,545,792
Jul-17	2,318,788	1,409,487	424,133	1,555,909	565,723	304,031	516,788	278,613	206,380	19,409	249,476	269,392	744,657	186,244	266,749	122,182	1,817,229	10,510,531
Change	152,236	113,232	7,051	42,164	57,280	81,354	67,333	41,908	19,523	-6,444	51,126	23,571	87,776	35,924	29,337	53,341	197,400	964,739
Change, %	7.0%	8.7%	1.7%	2.8%	11.3%	36.5%	15.0%	17.7%	10.4%	-24.9%	25.8%	9.6%	13.4%	23.9%	12.4%	77.5%	12.2%	10.1%

Year-to-date

	UK	Germany	Belgium	France	Netherlands	Ireland	Italy	Switzerland	Denmark	Finland	Norway	Sweden	Nordics	Russia	Portugal	Austria	Others	INTERNATIONAL
Jan-Jul16	10,029,042	6,267,949	1,367,947	6,034,802	1,965,744	1,008,470	2,163,733	967,616	705,908	440,140	705,889	1,212,839	3,064,776	550,333	1,062,812	547,401	7,063,019	42,128,500
Jan-Jul17	10,900,134	6,860,053	1,439,851	6,296,953	2,109,709	1,232,991	2,367,207	1,193,282	868,932	330,946	896,781	1,382,151	3,478,810	640,685	1,145,065	495,752	8,688,530	46,876,540
Change	871,092	592,104	71,904	262,151	143,965	224,521	203,474	225,666	163,024	-109,194	190,892	169,312	414,034	90,352	82,253	-51,649	1,625,511	4,748,040
Change, %	8.7%	9.4%	5.3%	4.3%	7.3%	22.3%	9.4%	23.3%	23.1%	-24.8%	27.0%	14.0%	13.5%	16.4%	7.7%	-9.4%	23.0%	11.3%

BY AUTONOMOUS COMMUNITY

Monthly


	Canary Islands	Andalusia	Aragon	Asturias	Balearic Islands	Cantabria	C. y Leon	C. La Mancha	Catalonia	Valencian Region	Extremadura	Galicia	Madrid	Murcia	Navarre	Basque Country	La Rioja	SPAIN
Jul-16	1,140,679	1,211,907	65,503	53,329	2,359,490	77,014	140,187	18,146	2,394,803	1,040,949	29,858	131,729	514,073	93,627	59,795	202,254	11,833	9,545,792
Jul-17	1,186,548	1,363,115	87,958	59,727	2,484,878	80,201	230,592	19,768	2,551,286	1,218,863	29,273	181,204	590,311	127,034	90,854	188,451	18,986	10,510,531
Change	45,869	151,208	22,455	6,398	125,388	3,187	90,405	1,622	156,483	177,914	-585	49,475	76,238	33,407	31,059	-13,803	7,153	964,739
Change, %	4.0%	12.5%	34.3%	12.0%	5.3%	4.1%	64.5%	8.9%	6.5%	17.1%	-2.0%	37.6%	14.8%	35.7%	51.9%	-6.8%	60.4%	10.1%

Year-to-date

	Canary Islands	Andalusia	Aragon	Asturias	Balearic Islands	Cantabria	C. y Leon	C. La Mancha	Catalonia	Valencian Region	Extremadura	Galicia	Madrid	Murcia	Navarre	Basque Country	La Rioja	SPAIN
Jan-Jul16	7,470,787	5,958,918	347,129	147,019	7,347,261	217,733	570,858	124,693	10,231,710	4,329,530	117,900	516,837	3,239,912	490,026	161,156	764,997	86,070	42,128,500
Jan-Jul17	8,130,499	6,574,775	307,396	166,075	7,896,543	223,934	811,640	133,044	11,195,851	5,112,799	209,081	620,260	3,888,109	548,804	212,073	781,991	59,183	46,876,540
Change	659,712	615,857	-39,733	19,056	549,282	6,201	240,782	8,351	964,141	783,269	91,181	103,423	648,197	58,778	50,917	16,994	-26,887	4,748,040
Change, %	8.8%	10.3%	-11.4%	13.0%	7.5%	2.8%	42.2%	6.7%	9.4%	18.1%	77.3%	20.0%	20.0%	12.0%	31.6%	2.2%	-31.2%	11.3%

Tourist arrivals in the Canary Islands (ISTAC)

July 2017



Number of tourists by holiday package booking

July 2017					
	Book	Do not book	TOTAL	% Book	% Do not book
International	786,180	429,573	1,215,753	64.7%	35.3%
- Germany	199,522	45,983	245,504	81.3%	18.7%
- Netherlands	50,267	12,167	62,434	80.5%	19.5%
- Ireland	20,966	37,921	58,888	35.6%	64.4%
- Nordics	29,055	23,992	53,047	54.8%	45.2%
- United Kingdom	304,502	195,337	499,839	60.9%	39.1%
- Switzerland	22,183	10,367	32,550	68.2%	31.8%
- Others	159,684	103,806	263,490	60.6%	39.4%
Spanish Mainland	88,827	101,357	190,183	46.7%	53.3%
TOTAL	875,007	530,929	1,405,936	62.2%	37.8%

January - July 2017					
	Book	Do not book	TOTAL	% Book	% Do not book
International	5,153,361	3,015,806	8,169,168	63.1%	36.9%
- Germany	1,325,026	429,033	1,754,060	75.5%	24.5%
- Netherlands	271,284	85,968	357,251	75.9%	24.1%
- Ireland	109,304	201,371	310,674	35.2%	64.8%
- Nordics	719,406	271,012	990,416	72.6%	27.4%
- United Kingdom	1,802,845	1,238,528	3,041,373	59.3%	40.7%
- Switzerland	95,185	71,570	166,754	57.1%	42.9%
- Others	830,311	718,327	1,548,638	53.6%	46.4%
Spanish Mainland	331,427	608,790	940,216	35.3%	64.8%
TOTAL	5,484,789	3,624,595	9,109,384	60.2%	39.8%

Share of tourists by accommodation type

July 2017					
	Hotels	Rental	Property	Cruise	Others
International	83.8%	7.3%	2.3%	0.0%	6.6%
- Germany	88.2%	6.1%	2.2%	0.0%	3.5%
- Netherlands	83.9%	12.5%	0.7%	0.0%	2.8%
- Ireland	82.1%	10.6%	1.4%	0.0%	5.9%
- Nordics	69.0%	10.3%	6.8%	0.0%	13.8%
- United Kingdom	84.6%	6.1%	2.2%	0.0%	7.1%
- Switzerland	84.9%	8.4%	1.2%	0.0%	5.5%
- Others	81.5%	7.8%	2.3%	0.0%	8.4%
Spanish Mainland	76.9%	9.0%	1.5%	0.0%	12.6%
TOTAL	82.9%	7.5%	2.2%	0.0%	7.4%


January - July 2017					
	Hotels	Rental	Property	Cruise	Others
International	80.3%	9.2%	2.4%	1.7%	6.3%
- Germany	79.0%	8.8%	2.6%	6.0%	3.6%
- Netherlands	84.1%	10.7%	1.0%	0.7%	3.6%
- Ireland	78.8%	13.0%	2.4%	0.2%	5.7%
- Nordics	83.1%	9.7%	2.4%	0.3%	4.5%
- United Kingdom	81.1%	8.5%	2.4%	0.8%	7.2%
- Switzerland	82.2%	9.7%	2.6%	0.4%	5.1%
- Others	77.7%	9.6%	2.6%	0.4%	9.7%
Spanish Mainland	68.2%	11.0%	2.1%	0.5%	18.2%
TOTAL	79.1%	9.4%	2.4%	1.6%	7.5%

Source: Frontur (ISTAC). Tourist arrivals by air.

Note: on the result of the estimated Canary Islands total arrivals, tourists from La Gomera and El Hierro are included.

Tourist arrivals in the Canary Islands (ISTAC)

July 2017



Number of tourists by holiday package booking and island of stay

July 2017							
	Lanzarote	Fuerteventura	Gran Canaria	Tenerife	La Palma	CANARY ISLANDS	
Book	Total	182,706	163,782	243,026	277,925	12,859	875,007
	- International	168,235	156,065	219,774	234,082	10,437	786,180
	- Spanish Mainland	14,471	7,717	23,252	43,843	2,422	88,827
Do not book	Total	104,875	47,438	134,056	243,471	10,425	530,929
	- International	86,461	36,544	95,566	209,070	5,993	429,573
	- Spanish Mainland	18,414	10,893	38,491	34,401	4,432	101,357
TOTAL	All markets	287,581	211,220	377,082	521,396	23,284	1,405,936
	- International	254,696	192,609	315,340	443,152	16,431	1,215,753
	- Spanish Mainland	32,885	18,610	61,743	78,244	6,854	190,183
% book package	Total	63.5%	77.5%	64.4%	53.3%	55.2%	62.2%
	- International	66.1%	81.0%	69.7%	52.8%	63.5%	64.7%
	- Spanish Mainland	44.0%	41.5%	37.7%	56.0%	35.3%	46.7%

January - July 2017							
	Lanzarote	Fuerteventura	Gran Canaria	Tenerife	La Palma	CANARY ISLANDS	
Book	Total	1,103,376	1,073,194	1,615,310	1,962,089	129,842	5,484,789
	- International	1,048,946	1,041,809	1,538,260	1,779,528	120,779	5,153,361
	- Spanish Mainland	54,430	31,385	77,049	182,560	9,065	331,427
Do not book	Total	697,656	320,568	963,165	1,624,348	98,536	3,624,595
	- International	610,282	269,158	741,012	1,366,684	75,822	3,015,806
	- Spanish Mainland	87,373	51,408	222,155	257,665	22,713	608,790
TOTAL	All markets	1,801,031	1,393,760	2,578,473	3,586,438	228,379	9,109,384
	- International	1,659,230	1,310,967	2,279,272	3,146,212	196,602	8,169,168
	- Spanish Mainland	141,802	82,791	299,204	440,225	31,778	940,216
% book package	Total	61.3%	77.0%	62.6%	54.7%	56.9%	60.2%
	- International	63.2%	79.5%	67.5%	56.6%	61.4%	63.1%
	- Spanish Mainland	38.4%	37.9%	25.8%	41.5%	28.5%	35.3%

Share of tourists by accommodation type and island of stay

July 2017							
	Lanzarote	Fuerteventura	Gran Canaria	Tenerife	La Palma	CANARY ISLANDS	
International	Hotels	84.8%	89.5%	82.0%	82.1%	75.5%	83.8%
	Rental	10.8%	5.6%	8.8%	4.5%	15.5%	7.3%
	Property	0.8%	1.5%	1.9%	3.6%	4.7%	2.3%
	Cruise	0.1%	0.0%	0.0%	0.0%	0.4%	0.0%
	Others	3.5%	3.3%	7.2%	9.8%	4.0%	6.6%
Spanish Mainland	Hotels	84.7%	74.0%	70.7%	80.3%	64.0%	76.9%
	Rental	5.4%	13.2%	13.5%	5.8%	12.5%	9.0%
	Property	0.5%	2.3%	1.4%	1.5%	4.4%	1.5%
	Cruise	0.0%	0.0%	0.0%	0.1%	0.0%	0.0%
	Others	9.4%	10.6%	14.4%	12.3%	19.2%	12.6%
TOTAL	Hotels	84.8%	88.2%	80.2%	81.8%	72.1%	82.9%
	Rental	10.2%	6.3%	9.6%	4.7%	14.6%	7.5%
	Property	0.8%	1.6%	1.8%	3.2%	4.6%	2.2%
	Cruise	0.0%	0.0%	0.0%	0.0%	0.3%	0.0%
	Others	4.2%	4.0%	8.4%	10.2%	8.5%	7.4%

January - July 2017							
	Lanzarote	Fuerteventura	Gran Canaria	Tenerife	La Palma	CANARY ISLANDS	
International	Hotels	78.2%	81.4%	74.8%	77.9%	52.2%	80.3%
	Rental	11.1%	7.4%	11.2%	5.9%	17.7%	9.2%
	Property	1.3%	1.4%	1.9%	3.5%	3.9%	2.4%
	Cruise	5.6%	7.2%	5.8%	3.8%	21.4%	1.7%
	Others	3.7%	2.5%	6.3%	8.9%	4.8%	6.3%
Spanish Mainland	Hotels	78.6%	68.1%	60.8%	69.8%	56.3%	68.2%
	Rental	5.3%	12.6%	13.9%	9.4%	20.6%	11.0%
	Property	1.6%	3.4%	1.9%	1.9%	2.9%	2.1%
	Cruise	1.3%	2.0%	0.6%	1.1%	5.6%	0.5%
	Others	13.1%	14.0%	22.7%	17.8%	14.6%	18.2%
TOTAL	Hotels	78.3%	80.7%	73.2%	76.9%	52.7%	79.1%
	Rental	10.7%	7.7%	11.5%	6.4%	18.1%	9.4%
	Property	1.4%	1.5%	1.9%	3.3%	3.8%	2.4%
	Cruise	5.3%	6.9%	5.2%	3.5%	19.2%	1.6%
	Others	4.5%	3.2%	8.2%	9.9%	6.2%	7.5%

Source: Frontur (ISTAC). Tourist arrivals by air.

Note: in the islands are included tourists who have chosen the island as the main destination of their trip or as a secondary destination.