

# Tourist arrivals in the Canary Islands (ISTAC)

July 2019



## CANARY ISLANDS

	United Kingdom	Germany	Belgium	France	Netherlands	Ireland	Italy	Switzerland	Denmark	Finland	Norway	Sweden	Nordics	Others	International	Mainland	TOTAL
2018	443,043	250,068	45,520	51,639	58,659	52,715	41,186	32,055	15,675	958	21,560	14,227	52,420	112,571	1,139,875	198,673	1,338,548
2019	432,298	185,193	41,309	49,666	49,172	65,994	34,961	23,045	15,994	210	20,480	14,126	50,811	108,981	1,041,430	229,379	1,270,810
Change	-10,745	-64,875	-4,211	-1,973	-9,487	13,279	-6,225	-9,010	319	-748	-1,080	-101	-1,609	-3,590	-98,445	30,706	-67,738
Change, %	-2.4%	-25.9%	-9.3%	-3.8%	-16.2%	25.2%	-15.1%	-28.1%	2.0%	-78.0%	-5.0%	-0.7%	-3.1%	-3.2%	-8.6%	15.5%	-5.1%

## LANZAROTE

	United Kingdom	Germany	Belgium	France	Netherlands	Ireland	Italy	Switzerland	Denmark	Finland	Norway	Sweden	Nordics	Others	International	Mainland	TOTAL
2018	117,311	22,008	7,969	14,234	9,789	28,069	6,940	n.d.	n.d.	n.d.	n.d.	n.d.	3,950	n.d.	225,024	30,175	255,198
2019	117,328	21,825	6,270	14,384	8,595	37,840	5,615	n.d.	n.d.	n.d.	n.d.	n.d.	3,069	n.d.	227,012	39,590	266,602
Change	17	-183	-1,699	150	-1,194	9,771	-1,325	--	--	--	--	--	-881	--	1,988	9,415	11,404
Change, %	0.0%	-0.8%	-21.3%	1.1%	-12.2%	34.8%	-19.1%	--	--	--	--	--	-22.3%	--	0.9%	31.2%	4.5%

## FUERTEVENTURA

	United Kingdom	Germany	Belgium	France	Netherlands	Ireland	Italy	Switzerland	Denmark	Finland	Norway	Sweden	Nordics	Others	International	Mainland	TOTAL
2018	41,697	86,148	2,234	12,560	4,324	3,754	12,450	n.d.	n.d.	n.d.	n.d.	n.d.	4,071	n.d.	189,649	15,816	205,465
2019	39,296	54,621	1,654	9,641	3,089	3,495	9,024	n.d.	n.d.	n.d.	n.d.	n.d.	3,659	n.d.	145,124	22,298	167,422
Change	-2,401	-31,527	-580	-2,920	-1,235	-259	-3,426	--	--	--	--	--	-412	--	-44,525	6,482	-38,043
Change, %	-5.8%	-36.6%	-26.0%	-23.2%	-28.6%	-6.9%	-27.5%	--	--	--	--	--	-10.1%	--	-23.5%	41.0%	-18.5%

## GRAN CANARIA

	United Kingdom	Germany	Belgium	France	Netherlands	Ireland	Italy	Switzerland	Denmark	Finland	Norway	Sweden	Nordics	Others	International	Mainland	TOTAL
2018	87,458	74,282	14,872	9,303	23,355	7,543	7,588	n.d.	n.d.	n.d.	n.d.	n.d.	33,309	n.d.	299,121	68,579	367,700
2019	75,223	51,486	12,244	7,818	20,200	6,822	7,008	n.d.	n.d.	n.d.	n.d.	n.d.	33,351	n.d.	249,097	81,632	330,729
Change	-12,235	-22,796	-2,628	-1,486	-3,155	-721	-581	--	--	--	--	--	42	--	-50,024	13,053	-36,971
Change, %	-14.0%	-30.7%	-17.7%	-16.0%	-13.5%	-9.6%	-7.7%	--	--	--	--	--	0.1%	--	-16.7%	19.0%	-10.1%

## TENERIFE

	United Kingdom	Germany	Belgium	France	Netherlands	Ireland	Italy	Switzerland	Denmark	Finland	Norway	Sweden	Nordics	Others	International	Mainland	TOTAL
2018	192,316	59,202	19,197	13,732	17,823	13,348	14,141	n.d.	n.d.	n.d.	n.d.	n.d.	10,705	n.d.	403,005	79,022	482,026
2019	196,969	47,619	19,659	16,725	15,320	17,837	12,828	n.d.	n.d.	n.d.	n.d.	n.d.	10,577	n.d.	399,835	78,948	478,782
Change	4,653	-11,583	462	2,993	-2,503	4,489	-1,314	--	--	--	--	--	-128	--	-3,171	-74	-3,244
Change, %	2.4%	-19.6%	2.4%	21.8%	-14.0%	33.6%	-9.3%	--	--	--	--	--	-1.2%	--	-0.8%	-0.1%	-0.7%

## LA PALMA


	United Kingdom	Germany	Belgium	France	Netherlands	Ireland	Italy	Switzerland	Denmark	Finland	Norway	Sweden	Nordics	Others	International	Mainland	TOTAL
2018	1,606	5,701	871	1,760	3,267	0	67	n.d.	n.d.	n.d.	n.d.	n.d.	66	n.d.	16,465	4,117	20,582
2019	1,619	5,894	1,041	1,068	1,918	0	298	n.d.	n.d.	n.d.	n.d.	n.d.	80	n.d.	13,864	6,278	20,142
Change	13	193	170	-692	-1,349	0	231	--	--	--	--	--	14	--	-2,601	2,161	-440
Change, %	0.8%	3.4%	19.5%	-39.3%	-41.3%	--	345.4%	--	--	--	--	--	20.9%	--	-15.8%	52.5%	-2.1%

Source: Frontur (ISTAC). Tourist arrivals by air.

Note: on the result of the estimated Canary Islands total arrivals, tourists from La Gomera and El Hierro are included. Only main tourists are taken into account in each island.

# Tourist arrivals in the Canary Islands (ISTAC)

January - July 2019



## CANARY ISLANDS

	United Kingdom	Germany	Belgium	France	Netherlands	Ireland	Italy	Switzerland	Denmark	Finland	Norway	Sweden	Nordics	Others	International	Mainland	TOTAL
2018	2,871,702	1,737,213	243,957	358,478	363,996	326,986	283,696	171,556	199,688	152,426	250,482	360,590	963,186	653,723	7,974,489	960,275	8,934,760
2019	2,894,156	1,533,641	240,817	345,634	329,914	346,562	262,370	145,664	182,704	146,678	253,571	312,558	895,511	670,746	7,665,010	1,119,333	8,784,344
Change	22,454	-203,572	-3,140	-12,844	-34,082	19,576	-21,326	-25,892	-16,984	-5,748	3,089	-48,033	-67,675	17,023	-309,479	159,058	-150,416
Change, %	0.8%	-11.7%	-1.3%	-3.6%	-9.4%	6.0%	-7.5%	-15.1%	-8.5%	-3.8%	1.2%	-13.3%	-7.0%	2.6%	-3.9%	16.6%	-1.7%

## LANZAROTE

	United Kingdom	Germany	Belgium	France	Netherlands	Ireland	Italy	Switzerland	Denmark	Finland	Norway	Sweden	Nordics	Others	International	Mainland	TOTAL
2018	795,023	177,265	32,475	91,414	67,330	169,885	42,288	n.d.	n.d.	n.d.	n.d.	n.d.	63,769	n.d.	1,526,210	132,536	1,658,743
2019	823,964	177,079	31,140	92,015	55,347	186,407	38,668	n.d.	n.d.	n.d.	n.d.	n.d.	54,424	n.d.	1,538,257	165,634	1,703,892
Change	28,941	-186	-1,335	601	-11,983	16,522	-3,620	--	--	--	--	--	-9,345	--	12,047	33,098	45,149
Change, %	3.6%	-0.1%	-4.1%	0.7%	-17.8%	9.7%	-8.6%	--	--	--	--	--	-14.7%	--	0.8%	25.0%	2.7%

## FUERTEVENTURA

	United Kingdom	Germany	Belgium	France	Netherlands	Ireland	Italy	Switzerland	Denmark	Finland	Norway	Sweden	Nordics	Others	International	Mainland	TOTAL
2018	299,024	488,498	9,818	78,644	33,826	22,249	58,306	n.d.	n.d.	n.d.	n.d.	n.d.	62,307	n.d.	1,159,173	69,325	1,228,498
2019	296,905	379,647	9,189	65,585	28,401	20,864	48,099	n.d.	n.d.	n.d.	n.d.	n.d.	49,198	n.d.	1,007,243	88,326	1,095,569
Change	-2,119	-108,851	-629	-13,059	-5,425	-1,385	-10,207	--	--	--	--	--	-13,109	--	-151,930	19,001	-132,929
Change, %	-0.7%	-22.3%	-6.4%	-16.6%	-16.0%	-6.2%	-17.5%	--	--	--	--	--	-21.0%	--	-13.1%	27.4%	-10.8%

## GRAN CANARIA

	United Kingdom	Germany	Belgium	France	Netherlands	Ireland	Italy	Switzerland	Denmark	Finland	Norway	Sweden	Nordics	Others	International	Mainland	TOTAL
2018	472,239	535,884	68,587	61,873	138,100	48,779	58,175	n.d.	n.d.	n.d.	n.d.	n.d.	576,840	n.d.	2,203,707	311,209	2,514,915
2019	427,619	496,109	63,123	51,377	130,459	43,407	56,214	n.d.	n.d.	n.d.	n.d.	n.d.	553,365	n.d.	2,051,679	360,953	2,412,631
Change	-44,621	-39,776	-5,464	-10,496	-7,642	-5,373	-1,961	--	--	--	--	--	-23,475	--	-152,028	49,744	-102,284
Change, %	-9.4%	-7.4%	-8.0%	-17.0%	-5.5%	-11.0%	-3.4%	--	--	--	--	--	-4.1%	--	-6.9%	16.0%	-4.1%

## TENERIFE

	United Kingdom	Germany	Belgium	France	Netherlands	Ireland	Italy	Switzerland	Denmark	Finland	Norway	Sweden	Nordics	Others	International	Mainland	TOTAL
2018	1,269,153	434,871	126,459	116,855	107,574	85,104	123,117	n.d.	n.d.	n.d.	n.d.	n.d.	240,940	n.d.	2,874,091	420,358	3,294,447
2019	1,315,534	381,626	130,297	127,184	101,215	94,960	117,659	n.d.	n.d.	n.d.	n.d.	n.d.	227,287	n.d.	2,873,709	472,928	3,346,637
Change	46,381	-53,245	3,838	10,329	-6,359	9,856	-5,458	--	--	--	--	--	-13,653	--	-382	52,570	52,190
Change, %	3.7%	-12.2%	3.0%	8.8%	-5.9%	11.6%	-4.4%	--	--	--	--	--	-5.7%	--	0.0%	12.5%	1.6%

## LA PALMA


	United Kingdom	Germany	Belgium	France	Netherlands	Ireland	Italy	Switzerland	Denmark	Finland	Norway	Sweden	Nordics	Others	International	Mainland	TOTAL
2018	20,991	64,438	4,053	8,517	15,445	329	1,152	n.d.	n.d.	n.d.	n.d.	n.d.	14,292	n.d.	143,743	22,946	166,690
2019	15,659	59,183	4,060	6,807	12,381	196	1,262	n.d.	n.d.	n.d.	n.d.	n.d.	7,199	n.d.	120,639	27,484	148,122
Change	-5,332	-5,255	7	-1,710	-3,064	-133	110	--	--	--	--	--	-7,093	--	-23,105	4,538	-18,568
Change, %	-25.4%	-8.2%	0.2%	-20.1%	-19.8%	-40.5%	9.5%	--	--	--	--	--	-49.6%	--	-16.1%	19.8%	-11.1%

Source: Frontur (ISTAC). Tourist arrivals by air.

Note: on the result of the estimated Canary Islands total arrivals, tourists from La Gomera and El Hierro are included. Only main tourists are taken into account in each island.

# International tourist arrivals in Spain (INE)

July 2019



## BY COUNTRY OF RESIDENCE

### Monthly

	UK	Germany	Belgium	France	Netherlands	Ireland	Italy	Switzerland	Denmark	Finland	Norway	Sweden	Nordics	Russia	Portugal	Austria	Others	INTERNATIONAL
Jul-18	2,214,662	1,281,415	397,051	1,388,735	537,542	268,390	490,594	273,581	206,631	65,375	226,271	267,460	765,737	174,914	263,732	120,813	1,828,381	10,020,246
Jul-19	2,166,289	1,242,766	388,973	1,420,601	511,615	286,334	481,498	250,070	162,382	54,352	214,669	239,193	670,596	184,029	255,686	137,118	1,814,229	9,887,047
Change	-48,373	-38,649	-8,078	31,866	-25,927	17,944	-9,096	-23,511	-44,249	-11,023	-11,602	-28,267	-95,141	9,115	-8,046	16,305	-14,152	-133,199
Change, %	-2.2%	-3.0%	-2.0%	2.3%	-4.8%	6.7%	-1.9%	-8.6%	-21.4%	-16.9%	-5.1%	-10.6%	-12.4%	5.2%	-3.1%	13.5%	-0.8%	-1.3%

### Year-to-date

	UK	Germany	Belgium	France	Netherlands	Ireland	Italy	Switzerland	Denmark	Finland	Norway	Sweden	Nordics	Russia	Portugal	Austria	Others	INTERNATIONAL
Jan-Jul18	10,641,614	6,448,019	1,497,750	6,193,640	2,273,990	1,217,197	2,376,073	1,088,706	879,480	540,080	954,283	1,223,105	3,596,948	682,011	1,233,658	507,878	9,160,561	47,158,812
Jan-Jul19	10,475,190	6,586,681	1,508,170	6,118,788	2,182,312	1,278,168	2,507,477	1,031,798	705,273	453,021	892,714	1,263,866	3,314,874	758,206	1,356,650	703,953	9,909,587	48,060,821
Change	-166,424	138,662	10,420	-74,852	-91,678	60,971	131,404	-56,908	-174,207	-87,059	-61,569	40,761	-282,074	76,195	122,992	196,075	749,026	902,009
Change, %	-1.6%	2.2%	0.7%	-1.2%	-4.0%	5.0%	5.5%	-5.2%	-19.8%	-16.1%	-6.5%	3.3%	-7.8%	11.2%	10.0%	38.6%	8.2%	1.9%

## BY AUTONOMOUS COMMUNITY

### Monthly


	Canary Islands	Andalusia	Aragon	Asturias	Balearic Islands	Cantabria	C. y Leon	C. La Mancha	Catalonia	Valencian Region	Extremadura	Galicia	Madrid	Murcia	Navarre	Basque Country	La Rioja	SPAIN
Jul-18	1,120,219	1,327,577	61,723	61,988	2,429,816	57,624	131,575	19,817	2,427,842	1,132,280	40,495	162,782	619,516	153,107	53,863	203,367	0	10,020,246
Jul-19	1,031,662	1,261,605	68,396	58,919	2,344,104	77,389	122,826	24,190	2,376,608	1,247,582	0	191,175	626,996	141,336	90,709	186,513	0	9,887,047
Change	-88,557	-65,972	6,673	-3,069	-85,712	19,765	-8,749	4,373	-51,234	115,302	-40,495	28,393	7,480	-11,771	36,846	-16,854	0	-133,199
Change, %	-7.9%	-5.0%	10.8%	-5.0%	-3.5%	34.3%	-6.6%	22.1%	-2.1%	10.2%	-100.0%	17.4%	1.2%	-7.7%	68.4%	-8.3%	--	-1.3%

### Year-to-date

	Canary Islands	Andalusia	Aragon	Asturias	Balearic Islands	Cantabria	C. y Leon	C. La Mancha	Catalonia	Valencian Region	Extremadura	Galicia	Madrid	Murcia	Navarre	Basque Country	La Rioja	SPAIN
Jan-Jul18	7,915,919	6,640,380	334,230	144,041	7,867,071	205,473	710,802	89,646	11,086,400	5,239,628	164,243	762,351	4,095,136	655,643	86,607	835,511	22,014	47,158,812
Jan-Jul19	7,636,900	6,907,407	319,339	133,107	7,884,310	217,751	678,748	149,858	11,253,437	5,394,569	45,774	870,983	4,481,593	617,718	138,545	934,420	0	48,060,821
Change	-279,019	267,027	-14,891	-10,934	17,239	12,278	-32,054	60,212	167,037	154,941	-118,469	108,632	386,457	-37,925	51,938	98,909	-22,014	902,009
Change, %	-3.5%	4.0%	-4.5%	-7.6%	0.2%	6.0%	-4.5%	67.2%	1.5%	3.0%	-72.1%	14.2%	9.4%	-5.8%	60.0%	11.8%	-100.0%	1.9%

# Tourist arrivals in the Canary Islands (ISTAC)

July 2019



## Number of tourists by holiday package booking and country of residence

July 2019

	Book	Do not book	TOTAL	% Book	% Do not book
<b>International</b>	666,688	374,742	1,041,430	64.0%	36.0%
- Germany	146,824	38,369	185,193	79.3%	20.7%
- Netherlands	40,389	8,783	49,172	82.1%	17.9%
- Ireland	24,572	41,422	65,994	37.2%	62.8%
- Nordics	29,594	21,217	50,811	58.2%	41.8%
- United Kingdom	276,922	155,376	432,298	64.1%	35.9%
- Switzerland	13,561	9,484	23,045	58.8%	41.2%
- Others	134,828	100,090	234,918	57.4%	42.6%
<b>Spanish Mainland</b>	70,621	158,758	229,379	30.8%	69.2%
<b>TOTAL</b>	737,309	533,500	1,270,810	58.0%	42.0%

January - July 2019

	Book	Do not book	TOTAL	% Book	% Do not book
<b>International</b>	4,550,331	3,114,679	7,665,010	59.4%	40.6%
- Germany	1,076,194	457,448	1,533,642	70.2%	29.8%
- Netherlands	223,174	106,740	329,914	67.6%	32.4%
- Ireland	122,390	224,171	346,561	35.3%	64.7%
- Nordics	645,362	250,147	895,509	72.1%	27.9%
- United Kingdom	1,710,367	1,183,789	2,894,157	59.1%	40.9%
- Switzerland	71,608	74,055	145,663	49.2%	50.8%
- Others	701,239	818,327	1,519,566	46.1%	53.9%
<b>Spanish Mainland</b>	319,900	799,433	1,119,333	28.6%	71.4%
<b>TOTAL</b>	4,870,232	3,914,114	8,784,346	55.4%	44.6%

## Share of tourists by accommodation type and country of residence

July 2019

	Hotels and similar	Rental	Property	Cruise	Others
<b>International</b>	80.3%	7.0%	2.8%	0.2%	9.8%
- Germany	85.6%	5.7%	2.5%	0.6%	5.5%
- Netherlands	88.4%	8.8%	0.5%	0.0%	2.3%
- Ireland	70.8%	8.4%	1.6%	0.3%	18.9%
- Nordics	77.0%	5.4%	6.6%	0.1%	11.0%
- United Kingdom	80.0%	7.1%	3.3%	0.0%	9.6%
- Switzerland	81.6%	8.8%	2.2%	0.0%	7.4%
- Others	78.0%	7.2%	2.3%	0.1%	12.5%
<b>Spanish Mainland</b>	72.4%	8.7%	1.6%	0.0%	17.3%
<b>TOTAL</b>	78.8%	7.3%	2.6%	0.1%	11.1%

January - July 2019

	Hotels and similar	Rental	Property	Cruise	Others
<b>International</b>	76.2%	9.1%	2.7%	2.2%	9.8%
- Germany	73.3%	8.3%	2.6%	8.9%	6.9%
- Netherlands	79.1%	11.6%	1.8%	0.8%	6.7%
- Ireland	71.8%	13.5%	2.4%	0.4%	12.0%
- Nordics	85.4%	5.8%	2.8%	0.0%	6.0%
- United Kingdom	78.0%	8.6%	2.5%	0.6%	10.3%
- Switzerland	75.4%	11.6%	4.0%	1.1%	8.0%
- Others	70.7%	11.1%	3.0%	0.7%	14.6%
<b>Spanish Mainland</b>	66.1%	9.4%	2.0%	0.3%	22.2%
<b>TOTAL</b>	74.9%	9.2%	2.6%	2.0%	11.4%

Source: Frontur (ISTAC). Tourist arrivals by air.

Note: on the result of the estimated Canary Islands total arrivals, tourists from La Gomera and El Hierro are included.

# Tourist arrivals in the Canary Islands (ISTAC)

July 2019



## Number of tourists by holiday package booking and island of stay

July 2019

	Lanzarote	Fuerteventura	Gran Canaria	Tenerife	La Palma	CANARY ISLANDS	
<b>Book</b>	<b>Total</b>	<b>159,270</b>	<b>112,240</b>	<b>184,997</b>	<b>271,568</b>	<b>9,773</b>	<b>737,309</b>
	- International	142,378	105,463	169,953	241,479	7,669	<b>666,688</b>
	- Spanish Mainland	16,892	6,777	15,044	30,088	2,105	<b>70,621</b>
<b>Do not book</b>	<b>Total</b>	<b>110,827</b>	<b>58,039</b>	<b>148,723</b>	<b>210,810</b>	<b>11,993</b>	<b>533,500</b>
	- International	86,372	41,211	81,396	160,373	7,332	<b>374,742</b>
	- Spanish Mainland	24,455	16,828	67,327	50,437	4,660	<b>158,758</b>
<b>TOTAL</b>	<b>All markets</b>	<b>270,097</b>	<b>170,279</b>	<b>333,720</b>	<b>482,378</b>	<b>21,766</b>	<b>1,270,810</b>
	- International	228,749	146,674	251,349	401,852	15,001	<b>1,041,430</b>
	- Spanish Mainland	41,347	23,605	82,372	80,525	6,765	<b>229,379</b>
<b>% book package</b>	<b>Total</b>	<b>59.0%</b>	<b>65.9%</b>	<b>55.4%</b>	<b>56.3%</b>	<b>44.9%</b>	<b>58.0%</b>
	- International	62.2%	71.9%	67.6%	60.1%	51.1%	<b>64.0%</b>
	- Spanish Mainland	40.9%	28.7%	18.3%	37.4%	31.1%	<b>30.8%</b>

January - July 2019

	Lanzarote	Fuerteventura	Gran Canaria	Tenerife	La Palma	CANARY ISLANDS	
<b>Book</b>	<b>Total</b>	<b>1,059,225</b>	<b>805,399</b>	<b>1,404,645</b>	<b>1,798,722</b>	<b>98,492</b>	<b>4,870,232</b>
	- International	993,981	776,875	1,343,714	1,630,619	92,775	<b>4,550,331</b>
	- Spanish Mainland	65,243	28,524	60,932	168,105	5,718	<b>319,900</b>
<b>Do not book</b>	<b>Total</b>	<b>749,241</b>	<b>383,509</b>	<b>1,064,996</b>	<b>1,658,441</b>	<b>107,690</b>	<b>3,914,114</b>
	- International	641,025	316,936	754,735	1,342,277	81,420	<b>3,114,679</b>
	- Spanish Mainland	108,218	66,573	310,262	316,163	26,268	<b>799,433</b>
<b>TOTAL</b>	<b>All markets</b>	<b>1,808,467</b>	<b>1,188,906</b>	<b>2,469,643</b>	<b>3,457,163</b>	<b>206,181</b>	<b>8,784,344</b>
	- International	1,635,005	1,093,810	2,098,448	2,972,895	174,194	<b>7,665,010</b>
	- Spanish Mainland	173,461	95,096	371,194	484,268	31,986	<b>1,119,333</b>
<b>% book package</b>	<b>Total</b>	<b>58.6%</b>	<b>67.7%</b>	<b>56.9%</b>	<b>52.0%</b>	<b>47.8%</b>	<b>55.4%</b>
	- International	60.8%	71.0%	64.0%	54.8%	53.3%	<b>59.4%</b>
	- Spanish Mainland	37.6%	30.0%	16.4%	34.7%	17.9%	<b>28.6%</b>

## Share of tourists by accommodation type and island of stay

July 2019

	Lanzarote	Fuerteventura	Gran Canaria	Tenerife	La Palma	CANARY ISLANDS	
<b>International</b>	Hotels	77.1%	87.2%	83.6%	77.9%	52.5%	<b>80.3%</b>
	Rental	10.9%	6.3%	4.2%	6.2%	31.1%	<b>7.0%</b>
	Property	2.1%	2.9%	3.5%	2.7%	4.3%	<b>2.8%</b>
	Cruise	0.3%	0.2%	0.5%	0.3%	2.0%	<b>0.2%</b>
	Others	9.7%	3.3%	8.2%	12.9%	10.1%	<b>9.8%</b>
<b>Spanish Mainland</b>	Hotels	75.6%	67.7%	68.5%	76.5%	58.9%	<b>72.4%</b>
	Rental	1.3%	11.4%	8.9%	9.5%	30.6%	<b>8.7%</b>
	Property	1.3%	3.1%	1.2%	1.7%	2.6%	<b>1.6%</b>
	Cruise	0.0%	0.0%	0.0%	0.0%	0.0%	<b>0.0%</b>
	Others	21.8%	17.9%	21.4%	12.2%	7.9%	<b>17.3%</b>
<b>TOTAL</b>	Hotels	76.9%	84.5%	79.9%	77.7%	54.5%	<b>78.8%</b>
	Rental	9.4%	7.0%	5.4%	6.7%	31.0%	<b>7.3%</b>
	Property	2.0%	2.9%	2.9%	2.6%	3.7%	<b>2.6%</b>
	Cruise	0.2%	0.2%	0.4%	0.2%	1.4%	<b>0.1%</b>
	Others	11.5%	5.3%	11.4%	12.8%	9.4%	<b>11.1%</b>

January - July 2019

	Lanzarote	Fuerteventura	Gran Canaria	Tenerife	La Palma	CANARY ISLANDS	
<b>International</b>	Hotels	74.8%	78.0%	74.8%	72.7%	38.5%	<b>76.2%</b>
	Rental	9.8%	9.2%	6.4%	8.8%	27.5%	<b>9.1%</b>
	Property	1.5%	2.3%	2.8%	3.0%	3.4%	<b>2.7%</b>
	Cruise	4.3%	6.5%	7.4%	3.6%	23.0%	<b>2.2%</b>
	Others	9.6%	4.1%	8.6%	11.9%	7.6%	<b>9.8%</b>
<b>Spanish Mainland</b>	Hotels	72.2%	61.6%	63.8%	67.5%	47.8%	<b>66.1%</b>
	Rental	3.1%	15.7%	8.6%	9.7%	31.9%	<b>9.4%</b>
	Property	2.0%	2.4%	1.2%	2.3%	3.8%	<b>2.0%</b>
	Cruise	0.4%	0.6%	0.4%	0.5%	2.0%	<b>0.3%</b>
	Others	22.1%	19.7%	25.9%	19.9%	14.4%	<b>22.2%</b>
<b>TOTAL</b>	Hotels	74.5%	76.7%	73.2%	72.0%	40.0%	<b>74.9%</b>
	Rental	9.2%	9.7%	6.7%	8.9%	28.2%	<b>9.2%</b>
	Property	1.5%	2.3%	2.6%	2.9%	3.5%	<b>2.6%</b>
	Cruise	3.9%	6.0%	6.3%	3.2%	19.7%	<b>2.0%</b>
	Others	10.8%	5.3%	11.2%	13.0%	8.6%	<b>11.4%</b>

Source: Frontur (ISTAC). Tourist arrivals by air.

Note: in the islands are included tourists who have chosen the island as the main destination of their trip or as a secondary destination.