

# Tourist arrivals in the Canary Islands (ISTAC)

July 2021 (vs. 2019)



## CANARY ISLANDS

	United Kingdom	Germany	Belgium	France	Netherlands	Ireland	Italy	Switzerland	Denmark	Finland	Norway	Sweden	Nordics	Others	International	Mainland	TOTAL
2019	432,288	185,024	41,190	49,360	49,162	65,994	34,927	22,997	15,908	206	20,477	14,126	50,717	111,344	1,043,002	229,379	1,272,382
2021	60,587	117,703	29,393	48,778	26,291	12,801	25,096	12,903	11,722	304	2,211	3,715	17,952	71,980	423,482	179,054	602,536
Change	-371,701	-67,321	-11,797	-582	-22,871	-53,193	-9,831	-10,094	-4,186	98	-18,266	-10,411	-32,765	-39,364	-619,520	-50,325	-669,846
Change, %	-86.0%	-36.4%	-28.6%	-1.2%	-46.5%	-80.6%	-28.1%	-43.9%	-26.3%	47.6%	-89.2%	-73.7%	-64.6%	-35.4%	-59.4%	-21.9%	-52.6%

## LANZAROTE

	United Kingdom	Germany	Belgium	France	Netherlands	Ireland	Italy	Switzerland	Denmark	Finland	Norway	Sweden	Nordics	Others	International	Mainland	TOTAL
2019	117,586	22,228	6,280	14,414	8,590	37,990	5,734	-	-	-	-	-	3,096	13,175	229,091	41,347	270,438
2021	18,165	12,170	3,233	13,921	3,180	6,465	4,540	-	-	-	-	-	2,780	6,423	70,876	42,560	113,436
Change	-99,421	-10,058	-3,047	-493	-5,410	-31,525	-1,194	--	--	--	--	--	-316	-6,752	-158,215	1,213	-157,002
Change, %	-84.6%	-45.2%	-48.5%	-3.4%	-63.0%	-83.0%	-20.8%	--	--	--	--	--	-10.2%	-51.2%	-69.1%	2.9%	-58.1%

## FUERTEVENTURA

	United Kingdom	Germany	Belgium	France	Netherlands	Ireland	Italy	Switzerland	Denmark	Finland	Norway	Sweden	Nordics	Others	International	Mainland	TOTAL
2019	39,537	55,033	1,651	9,741	3,091	3,641	9,166	-	-	-	-	-	3,669	22,684	148,215	23,605	171,819
2021	5,845	42,765	1,616	8,054	2,318	832	5,726	-	-	-	-	-	4,799	13,745	85,700	20,181	105,880
Change	-33,692	-12,268	-35	-1,687	-773	-2,809	-3,440	--	--	--	--	--	1,130	-8,939	-62,515	-3,424	-65,939
Change, %	-85.2%	-22.3%	-2.1%	-17.3%	-25.0%	-77.1%	-37.5%	--	--	--	--	--	30.8%	-39.4%	-42.2%	-14.5%	-38.4%

## GRAN CANARIA

	United Kingdom	Germany	Belgium	France	Netherlands	Ireland	Italy	Switzerland	Denmark	Finland	Norway	Sweden	Nordics	Others	International	Mainland	TOTAL
2019	75,285	51,744	12,221	8,077	20,272	6,992	6,990	-	-	-	-	-	33,351	36,226	251,156	82,374	333,529
2021	9,242	33,756	6,762	9,311	10,805	1,709	4,224	-	-	-	-	-	8,071	21,915	105,793	41,774	147,568
Change	-66,043	-17,988	-5,459	1,234	-9,467	-5,283	-2,766	--	--	--	--	--	-25,280	-14,311	-145,363	-40,600	-185,961
Change, %	-87.7%	-34.8%	-44.7%	15.3%	-46.7%	-75.6%	-39.6%	--	--	--	--	--	-75.8%	-39.5%	-57.9%	-49.3%	-55.8%

## TENERIFE

	United Kingdom	Germany	Belgium	France	Netherlands	Ireland	Italy	Switzerland	Denmark	Finland	Norway	Sweden	Nordics	Others	International	Mainland	TOTAL
2019	197,233	48,124	19,621	16,827	15,339	17,837	12,848	-	-	-	-	-	10,640	62,982	401,451	80,525	481,976
2021	27,224	27,686	17,134	17,998	9,414	3,872	11,185	-	-	-	-	-	2,312	42,690	159,514	74,082	233,597
Change	-170,009	-20,438	-2,487	1,171	-5,925	-13,965	-1,663	--	--	--	--	--	-8,328	-20,292	-241,937	-6,443	-248,379
Change, %	-86.2%	-42.5%	-12.7%	7.0%	-38.6%	-78.3%	-12.9%	--	--	--	--	--	-78.3%	-32.2%	-60.3%	-8.0%	-51.5%

## LA PALMA

	United Kingdom	Germany	Belgium	France	Netherlands	Ireland	Italy	Switzerland	Denmark	Finland	Norway	Sweden	Nordics	Others	International	Mainland	TOTAL
2019	1,667	5,912	1,057	1,128	1,945	158	325	-	-	-	-	-	107	2,995	15,294	6,765	22,059
2021	282	2,986	442	350	594	70	6	-	-	-	-	-	60	1,979	6,769	10,091	16,860
Change	-1,385	-2,926	-615	-778	-1,351	-88	-319	--	--	--	--	--	-47	-1,016	-8,525	3,326	-5,199
Change, %	-83.1%	-49.5%	-58.2%	-69.0%	-69.5%	-55.7%	-98.2%	--	--	--	--	--	-43.9%	-33.9%	-55.7%	49.2%	-23.6%

Source: Frantur (ISTAC). Tourist arrivals by air.

Note: on the result of the estimated Canary Islands total arrivals, tourists from La Gomera and El Hierro are included. Only main tourists are taken into account in each island.

# Tourist arrivals in the Canary Islands (ISTAC)

January - July 2021 (vs. 2019)



## CANARY ISLANDS

	United Kingdom	Germany	Belgium	France	Netherlands	Ireland	Italy	Switzerland	Denmark	Finland	Norway	Sweden	Nordics	Others	International	Mainland	TOTAL
2019	2,894,147	1,533,472	240,699	345,328	329,904	346,561	262,336	145,616	182,618	146,674	253,568	312,557	895,417	673,108	7,666,582	1,124,527	8,791,110
2021	86,964	363,872	71,238	174,868	58,806	22,984	88,771	37,345	20,466	1,489	4,432	25,374	51,761	253,986	1,210,591	537,963	1,748,554
Change	-2,807,183	-1,169,600	-169,461	-170,460	-271,098	-323,577	-173,565	-108,271	-162,152	-145,185	-249,136	-287,183	-843,656	-419,122	-6,455,991	-586,564	-7,042,556
Change, %	-97.0%	-76.3%	-70.4%	-49.4%	-82.2%	-93.4%	-66.2%	-74.4%	-88.8%	-99.0%	-98.3%	-91.9%	-94.2%	-62.3%	-84.2%	-52.2%	-80.1%

## LANZAROTE

	United Kingdom	Germany	Belgium	France	Netherlands	Ireland	Italy	Switzerland	Denmark	Finland	Norway	Sweden	Nordics	Others	International	Mainland	TOTAL
2019	837,502	240,093	31,373	94,698	56,816	187,618	40,446	-	-	-	-	-	55,293	91,517	1,635,348	173,461	1,808,808
2021	22,709	49,539	6,558	40,641	5,943	9,342	11,652	-	-	-	-	-	5,220	19,255	170,861	101,480	272,340
Change	-814,793	-190,554	-24,815	-54,057	-50,873	-178,276	-28,794	--	--	--	--	--	-50,073	-72,262	-1,464,487	-71,981	-1,536,468
Change, %	-97.3%	-79.4%	-79.1%	-57.1%	-89.5%	-95.0%	-71.2%	--	--	--	--	--	-90.6%	-79.0%	-89.6%	-41.5%	-84.9%

## FUERTEVENTURA

	United Kingdom	Germany	Belgium	France	Netherlands	Ireland	Italy	Switzerland	Denmark	Finland	Norway	Sweden	Nordics	Others	International	Mainland	TOTAL
2019	306,125	445,322	9,521	67,353	29,790	21,340	49,471	-	-	-	-	-	49,683	116,745	1,095,353	95,098	1,190,449
2021	8,052	126,160	3,841	24,603	5,356	1,844	19,078	-	-	-	-	-	10,654	40,265	239,855	54,685	294,539
Change	-298,073	-319,162	-5,680	-42,750	-24,434	-19,496	-30,393	--	--	--	--	--	-39,029	-76,480	-855,498	-40,413	-895,910
Change, %	-97.4%	-71.7%	-59.7%	-63.5%	-82.0%	-91.4%	-61.4%	--	--	--	--	--	-78.6%	-65.5%	-78.1%	-42.5%	-75.3%

## GRAN CANARIA

	United Kingdom	Germany	Belgium	France	Netherlands	Ireland	Italy	Switzerland	Denmark	Finland	Norway	Sweden	Nordics	Others	International	Mainland	TOTAL
2019	437,791	516,710	63,638	53,484	131,098	44,487	57,182	-	-	-	-	-	554,487	239,771	2,098,645	376,038	2,474,683
2021	15,577	126,604	16,326	28,066	25,268	3,127	17,353	-	-	-	-	-	28,029	77,900	338,248	148,230	486,479
Change	-422,214	-390,106	-47,312	-25,418	-105,830	-41,360	-39,829	--	--	--	--	--	-526,458	-161,871	-1,760,397	-227,808	-1,988,204
Change, %	-96.4%	-75.5%	-74.3%	-47.5%	-80.7%	-93.0%	-69.7%	--	--	--	--	--	-94.9%	-67.5%	-83.9%	-60.6%	-80.3%

## TENERIFE

	United Kingdom	Germany	Belgium	France	Netherlands	Ireland	Italy	Switzerland	Denmark	Finland	Norway	Sweden	Nordics	Others	International	Mainland	TOTAL
2019	1,319,284	454,907	130,879	129,691	102,850	95,151	119,168	-	-	-	-	-	229,802	390,765	2,972,495	484,266	3,456,762
2021	42,019	122,012	43,160	84,839	21,557	8,823	43,605	-	-	-	-	-	8,094	157,723	531,829	230,343	762,174
Change	-1,277,265	-332,895	-87,719	-44,852	-81,293	-86,328	-75,563	--	--	--	--	--	-221,708	-233,042	-2,440,666	-253,923	-2,694,588
Change, %	-96.8%	-73.2%	-67.0%	-34.6%	-79.0%	-90.7%	-63.4%	--	--	--	--	--	-96.5%	-59.6%	-82.1%	-52.4%	-78.0%

## LA PALMA


	United Kingdom	Germany	Belgium	France	Netherlands	Ireland	Italy	Switzerland	Denmark	Finland	Norway	Sweden	Nordics	Others	International	Mainland	TOTAL
2019	25,312	90,373	4,227	8,156	13,275	1,234	1,785	-	-	-	-	-	7,859	22,271	174,487	31,986	206,473
2021	562	28,680	1,067	1,986	1,105	87	602	-	-	-	-	-	369	5,490	39,948	25,177	65,125
Change	-24,750	-61,693	-3,160	-6,170	-12,170	-1,147	-1,183	--	--	--	--	--	-7,490	-16,781	-134,539	-6,809	-141,348
Change, %	-97.8%	-68.3%	-74.8%	-75.6%	-91.7%	-92.9%	-66.3%	--	--	--	--	--	-95.3%	-75.3%	-77.1%	-21.3%	-68.5%

Source: Frontur (ISTAC). Tourist arrivals by air.

Note: on the result of the estimated Canary Islands total arrivals, tourists from La Gomera and El Hierro are included. Only main tourists are taken into account in each island.

# International tourist arrivals in Spain (INE)

July 2021



## BY COUNTRY OF RESIDENCE

Monthly																		
	UK	Germany	Belgium	France	Netherlands	Ireland	Italy	Switzerland	Denmark	Finland	Norway	Sweden	Nordics	Russia	Portugal	Austria	Others	INTERNATIONAL
July-19	2,154,808	1,243,087	385,358	1,436,108	508,260	286,096	481,829	247,378	160,148	53,639	212,137	236,228	662,152	183,441	256,503	139,241	1,811,086	9,873,270
July-21	555,183	707,331	257,466	874,189	292,227	62,037	219,357	156,698	142,582	9,658	29,544	116,358	298,142	19,282	149,295	70,782	658,471	4,395,384
Change	-1,599,625	-535,756	-127,892	-561,919	-216,033	-224,059	-262,472	-90,680	-17,566	-43,981	-182,593	-119,870	-364,010	-164,159	-107,208	-68,459	-1,152,615	-5,477,886
Change, %	-74.2%	-43.1%	-33.2%	-39.1%	-42.5%	-78.3%	-54.5%	-36.7%	-11.0%	-82.0%	-86.1%	-50.7%	-55.0%	-89.5%	-41.8%	-49.2%	-63.6%	-55.5%

Year-to-date																		
	UK	Germany	Belgium	France	Netherlands	Ireland	Italy	Switzerland	Denmark	Finland	Norway	Sweden	Nordics	Russia	Portugal	Austria	Others	INTERNATIONAL
Jan-Jul19	10,443,735	6,571,801	1,499,287	6,123,613	2,169,914	1,284,348	2,508,650	1,025,655	704,967	451,197	888,974	1,261,946	3,307,084	760,651	1,348,448	711,954	9,914,861	47,998,122
Jan-Jul21	828,516	1,876,988	496,032	2,061,814	583,053	107,412	529,461	367,796	206,545	30,175	47,103	248,493	532,316	45,070	410,584	122,184	1,523,358	9,814,126
Change	-9,615,219	-4,694,813	-1,003,255	-4,061,799	-1,586,861	-1,176,936	-1,979,189	-657,859	-498,422	-421,022	-841,871	-1,013,453	-2,774,768	-715,581	-937,864	-589,770	-8,391,503	-38,183,996
Change, %	-92.1%	-71.4%	-66.9%	-66.3%	-73.1%	-91.6%	-78.9%	-64.1%	-70.7%	-93.3%	-94.7%	-80.3%	-83.9%	-94.1%	-69.6%	-82.8%	-84.6%	-79.6%

## BY AUTONOMOUS COMMUNITY


Monthly																		
	Canary Islands	Andalusia	Aragon	Asturias	aric Islands	Cantabria	C. y Leon	C. La Mancha	Catalonia	encian Region	Extremadura	Galicia	Madrid	Murcia	Navarre	ue Country	La Rioja	SPAIN
July-19	1,031,598	1,256,656	68,148	58,496	2,344,094	76,067	121,951	24,003	2,378,593	1,243,375	0	191,003	626,031	140,376	90,325	185,672	0	9,873,270
July-21	414,244	554,924	23,776	28,925	1,320,144	33,739	66,687	11,674	814,310	607,214	26,064	101,991	219,035	50,157	12,619	100,536	0	4,395,384
Change	-617,354	-701,732	-44,372	-29,571	-1,023,950	-42,328	-55,264	-12,329	-1,564,283	-636,161	26,064	-89,012	-406,996	-90,219	-77,706	-85,136	0	-5,477,886
Change, %	-59.8%	-55.8%	-65.1%	-50.6%	-43.7%	-55.6%	-45.3%	-51.4%	-65.8%	-51.2%	--	-46.6%	-65.0%	-64.3%	-86.0%	-45.9%	--	-55.5%

Year-to-date																		
	Canary Islands	Andalusia	Aragon	Asturias	aric Islands	Cantabria	C. y Leon	C. La Mancha	Catalonia	encian Region	Extremadura	Galicia	Madrid	Murcia	Navarre	ue Country	La Rioja	SPAIN
Jan-Jul19	7,636,701	6,880,960	316,239	127,812	7,884,257	207,113	665,129	148,685	11,283,366	5,387,159	45,276	864,319	4,494,022	606,013	136,196	923,108	0	47,998,122
Jan-Jul21	1,167,831	1,230,222	68,775	44,036	2,575,758	60,757	191,211	25,916	1,789,326	1,216,773	37,738	278,340	656,710	106,109	18,411	236,997	0	9,814,126
Change	-6,468,870	-5,650,738	-247,464	-83,776	-5,308,499	-146,356	-473,918	-122,769	-9,494,040	-4,170,386	-7,538	-585,979	-3,837,312	-499,904	-117,785	-686,111	0	-38,183,996
Change, %	-84.7%	-82.1%	-78.3%	-65.5%	-67.3%	-70.7%	-71.3%	-82.6%	-84.1%	-77.4%	-16.6%	-67.8%	-85.4%	-82.5%	-86.5%	-74.3%	--	-79.6%

# Tourist arrivals in the Canary Islands (ISTAC)

July 2021



## Number of tourists by holiday package booking and country of residence

July 2021

	Book	Do not book	TOTAL	% Book	% Do not book
<b>International</b>	219,782	203,700	423,482	51.9%	48.1%
- Germany	82,077	35,626	117,703	69.7%	30.3%
- Netherlands	15,005	11,286	26,291	57.1%	42.9%
- Ireland	3,251	9,550	12,801	25.4%	74.6%
- Nordics	11,832	6,119	17,951	65.9%	34.1%
- United Kingdom	23,776	36,811	60,587	39.2%	60.8%
- Switzerland	4,496	8,407	12,903	34.8%	65.2%
- Others	79,345	95,901	175,246	45.3%	54.7%
<b>Spanish Mainland</b>	34,991	144,063	179,054	19.5%	80.5%
<b>TOTAL</b>	254,773	347,763	602,536	42.3%	57.7%

January - July 2021

	Book	Do not book	TOTAL	% Book	% Do not book
<b>International</b>	488,432	722,160	1,210,594	40.3%	59.7%
- Germany	191,367	172,505	363,872	52.6%	47.4%
- Netherlands	32,646	26,161	58,806	55.5%	44.5%
- Ireland	4,078	18,904	22,984	17.7%	82.2%
- Nordics	32,179	19,583	51,761	62.2%	37.8%
- United Kingdom	28,172	58,790	86,964	32.4%	67.6%
- Switzerland	10,048	27,298	37,345	26.9%	73.1%
- Others	189,942	398,919	588,861	32.3%	67.7%
<b>Spanish Mainland</b>	72,928	465,035	537,963	13.6%	86.4%
<b>TOTAL</b>	561,360	1,187,195	1,748,555	32.1%	67.9%

## Share of tourists by accommodation type and country of residence

July 2021

	Hotels and similar	Rental	Property	Cruise	Others
<b>International</b>	71.4%	7.0%	6.6%	0.8%	14.2%
- Germany	76.3%	6.3%	5.7%	2.8%	8.8%
- Netherlands	77.2%	6.5%	4.2%	0.0%	12.1%
- Ireland	56.9%	21.5%	5.8%	0.0%	15.8%
- Nordics	80.0%	5.9%	6.5%	0.0%	7.5%
- United Kingdom	63.5%	6.6%	12.5%	0.1%	17.3%
- Switzerland	69.7%	10.7%	4.0%	0.0%	15.7%
- Others	70.3%	6.6%	5.6%	0.1%	17.4%
<b>Spanish Mainland</b>	60.8%	17.2%	0.9%	0.0%	21.1%
<b>TOTAL</b>	68.3%	10.0%	4.9%	0.6%	16.2%

January - July 2021


	Hotels and similar	Rental	Property	Cruise	Others
<b>International</b>	61.6%	10.8%	7.3%	3.7%	16.6%
- Germany	56.8%	10.6%	8.4%	12.0%	12.2%
- Netherlands	75.2%	8.0%	4.7%	0.1%	12.0%
- Ireland	53.3%	19.7%	7.7%	0.0%	19.3%
- Nordics	76.7%	7.1%	7.2%	0.0%	9.0%
- United Kingdom	59.8%	9.7%	12.3%	0.1%	18.1%
- Switzerland	66.3%	11.9%	5.9%	0.4%	15.5%
- Others	62.1%	11.4%	6.2%	0.2%	20.2%
<b>Spanish Mainland</b>	56.3%	16.9%	1.4%	0.0%	25.4%
<b>TOTAL</b>	59.9%	12.7%	5.5%	2.6%	19.3%

Source: Frontur (ISTAC). Tourist arrivals by air.

Note: on the result of the estimated Canary Islands total arrivals, tourists from La Gomera and El Hierro are included.

# Tourist arrivals in the Canary Islands (ISTAC)

July 2021



## Number of tourists by holiday package booking and island of stay

July 2021

		Lanzarote	Fuerteventura	Gran Canaria	Tenerife	La Palma	CANARY ISLANDS
Book	Total	43,033	62,321	67,152	81,596	4,253	254,773
	- International	35,557	58,751	62,082	64,270	1,938	219,782
	- Spanish Mainland	7,476	3,570	5,070	17,326	2,315	34,991
Do not book	Total	70,403	43,560	80,416	152,000	12,607	347,763
	- International	35,319	26,949	43,712	95,244	4,831	203,700
	- Spanish Mainland	35,084	16,611	36,704	56,756	7,776	144,063
TOTAL	All markets	113,436	105,881	147,568	233,597	16,860	602,536
	- International	70,876	85,700	105,793	159,514	6,769	423,482
	- Spanish Mainland	42,560	20,181	41,775	74,083	10,091	179,054
% book package	Total	37.9%	58.9%	45.5%	34.9%	25.2%	42.3%
	- International	50.2%	68.6%	58.7%	40.3%	28.6%	51.9%
	- Spanish Mainland	17.6%	17.7%	12.1%	23.4%	22.9%	19.5%

January - July 2021

		Lanzarote	Fuerteventura	Gran Canaria	Tenerife	La Palma	CANARY ISLANDS
Book	Total	91,175	144,271	186,324	208,613	24,585	561,360
	- International	75,695	138,353	176,288	168,824	20,986	488,432
	- Spanish Mainland	15,480	5,918	10,036	39,789	3,599	72,928
Do not book	Total	181,162	150,274	300,154	553,560	40,541	1,187,195
	- International	95,164	101,505	161,960	363,007	18,961	722,160
	- Spanish Mainland	85,998	48,769	138,194	190,553	21,580	465,035
TOTAL	All markets	272,338	294,543	486,480	762,175	65,125	1,748,557
	- International	170,859	239,857	338,248	531,831	39,946	1,210,594
	- Spanish Mainland	101,479	54,686	148,232	230,344	25,179	537,963
% book package	Total	33.5%	49.0%	38.3%	27.4%	37.8%	32.1%
	- International	44.3%	57.7%	52.1%	31.7%	52.5%	40.3%
	- Spanish Mainland	15.3%	10.8%	6.8%	17.3%	14.3%	13.6%

## Share of tourists by accommodation type and island of stay

July 2021

		Lanzarote	Fuerteventura	Gran Canaria	Tenerife	La Palma	CANARY ISLANDS
International	Hotels	62.5%	81.5%	76.3%	65.8%	44.5%	71.4%
	Rental	15.4%	8.7%	4.2%	4.1%	15.4%	7.0%
	Property	5.7%	3.7%	3.7%	10.0%	5.5%	6.6%
	Cruise	1.9%	0.5%	3.1%	0.8%	3.3%	0.8%
	Others	14.5%	5.5%	12.6%	19.3%	31.3%	14.2%
Spanish Mainland	Hotels	63.1%	61.5%	56.6%	60.2%	61.0%	60.8%
	Rental	17.0%	25.5%	10.1%	19.0%	24.2%	17.2%
	Property	0.9%	0.9%	0.9%	0.8%	1.0%	0.9%
	Cruise	0.0%	0.0%	0.0%	0.0%	0.0%	0.0%
	Others	19.0%	12.1%	32.3%	20.0%	13.9%	21.1%
TOTAL	Hotels	62.7%	77.7%	70.7%	64.1%	54.4%	68.3%
	Rental	16.0%	11.9%	5.9%	8.8%	20.7%	10.0%
	Property	3.9%	3.2%	2.9%	7.1%	2.8%	4.9%
	Cruise	1.2%	0.4%	2.3%	0.5%	1.3%	0.6%
	Others	16.2%	6.8%	18.2%	19.6%	20.9%	16.2%

January - July 2021

		Lanzarote	Fuerteventura	Gran Canaria	Tenerife	La Palma	CANARY ISLANDS
International	Hotels	48.3%	67.4%	62.0%	55.1%	16.8%	61.6%
	Rental	18.1%	14.6%	6.8%	7.9%	12.9%	10.8%
	Property	4.4%	3.3%	4.9%	10.1%	5.0%	7.3%
	Cruise	14.5%	8.0%	13.0%	5.7%	45.8%	3.7%
	Others	14.7%	6.7%	13.3%	21.2%	19.5%	16.6%
Spanish Mainland	Hotels	56.6%	51.0%	57.9%	56.6%	57.2%	56.3%
	Rental	21.0%	27.4%	8.8%	17.2%	26.4%	16.9%
	Property	1.1%	2.2%	1.3%	1.3%	1.2%	1.4%
	Cruise	0.0%	0.0%	0.0%	0.0%	0.1%	0.0%
	Others	21.2%	19.4%	31.9%	24.8%	15.1%	25.4%
TOTAL	Hotels	51.4%	64.3%	60.7%	55.5%	32.5%	59.9%
	Rental	19.2%	17.0%	7.4%	10.7%	18.1%	12.7%
	Property	3.2%	3.1%	3.8%	7.4%	3.6%	5.5%
	Cruise	9.1%	6.5%	9.1%	4.0%	28.1%	2.6%
	Others	17.1%	9.1%	19.0%	22.3%	17.8%	19.3%

Source: Frontur (ISTAC). Tourist arrivals by air.

Note: in the islands are included tourists who have chosen the island as the main destination of their trip or as a secondary destination.