


Tourist arrivals in the Canary Islands (ISTAC)

July 2022 (vs. 2019)



CANARY ISLANDS

	United Kingdom	Germany	Belgium	France	Netherlands	Ireland	Italy	Switzerland	Denmark	Finland	Norway	Sweden	Nordics	Others	International	Mainland	TOTAL
2019	432,288	185,024	41,190	49,360	49,162	65,994	34,927	22,997	15,908	206	20,477	14,126	50,717	111,344	1,043,002	229,379	1,272,382
2022	461,970	171,039	50,613	67,978	50,370	59,559	52,730	14,579	16,150	587	13,789	6,665	37,191	105,171	1,071,200	217,039	1,288,239
Change	29,682	-13,985	9,423	18,618	1,208	-6,435	17,803	-8,418	242	381	-6,688	-7,461	-13,526	-6,173	28,198	-12,340	15,857
Change, %	6.9%	-7.6%	22.9%	37.7%	2.5%	-9.8%	51.0%	-36.6%	1.5%	185.0%	-32.7%	-52.8%	-26.7%	-5.5%	2.7%	-5.4%	1.25%

LANZAROTE

	United Kingdom	Germany	Belgium	France	Netherlands	Ireland	Italy	Switzerland	Denmark	Finland	Norway	Sweden	Nordics	Others	International	Mainland	TOTAL
2019	117,325	21,787	6,244	14,321	8,590	37,840	5,615	-	-	-	-	-	3,069	12,564	227,354	39,590	266,944
2022	120,754	16,895	6,822	16,295	6,566	31,528	8,159	-	-	-	-	-	4,532	9,572	221,123	42,428	263,551
Change	3,429	-4,892	578	1,974	-2,024	-6,312	2,544	--	--	--	--	--	1,463	-2,992	-6,231	2,838	-3,393
Change, %	2.9%	-22.5%	9.3%	13.8%	-23.6%	-16.7%	45.3%	--	--	--	--	--	47.7%	-23.8%	-2.7%	7.2%	-1.3%

FUERTEVENTURA

	United Kingdom	Germany	Belgium	France	Netherlands	Ireland	Italy	Switzerland	Denmark	Finland	Norway	Sweden	Nordics	Others	International	Mainland	TOTAL
2019	39,296	54,602	1,651	9,615	3,091	3,495	9,023	-	-	-	-	-	3,669	22,222	146,665	22,298	168,962
2022	57,678	62,374	1,679	13,748	5,171	3,556	12,776	-	-	-	-	-	2,220	21,242	180,445	19,280	199,724
Change	18,382	7,772	28	4,133	2,080	61	3,753	--	--	--	--	--	-1,449	-980	33,780	-3,018	30,762
Change, %	46.8%	14.2%	1.7%	43.0%	67.3%	1.7%	41.6%	--	--	--	--	--	-39.5%	-4.4%	23.0%	-13.5%	18.2%

GRAN CANARIA

	United Kingdom	Germany	Belgium	France	Netherlands	Ireland	Italy	Switzerland	Denmark	Finland	Norway	Sweden	Nordics	Others	International	Mainland	TOTAL
2019	75,219	51,448	12,221	7,713	20,196	6,822	6,990	-	-	-	-	-	33,328	34,968	248,905	81,632	330,536
2022	74,861	50,522	15,527	14,414	21,946	7,622	9,154	-	-	-	-	-	25,857	34,668	254,571	58,557	313,128
Change	-358	-926	3,306	6,701	1,750	800	2,164	--	--	--	--	--	-7,471	-300	5,666	-23,075	-17,408
Change, %	-0.5%	-1.8%	27.1%	86.9%	8.7%	11.7%	31.0%	--	--	--	--	--	-22.4%	-0.9%	2.3%	-28.3%	-5.3%

TENERIFE

	United Kingdom	Germany	Belgium	France	Netherlands	Ireland	Italy	Switzerland	Denmark	Finland	Norway	Sweden	Nordics	Others	International	Mainland	TOTAL
2019	196,966	47,556	19,591	16,611	15,316	17,837	12,812	-	-	-	-	-	10,497	62,248	399,433	78,948	478,381
2022	206,103	38,033	25,956	22,625	15,577	16,852	22,560	-	-	-	-	-	4,556	52,016	404,278	89,279	493,557
Change	9,137	-9,523	6,365	6,014	261	-985	9,748	--	--	--	--	--	-5,941	-10,232	4,845	10,331	15,176
Change, %	4.6%	-20.0%	32.5%	36.2%	1.7%	-5.5%	76.1%	--	--	--	--	--	-56.6%	-16.4%	1.2%	13.1%	3.2%

LA PALMA

	United Kingdom	Germany	Belgium	France	Netherlands	Ireland	Italy	Switzerland	Denmark	Finland	Norway	Sweden	Nordics	Others	International	Mainland	TOTAL
2019	1,619	5,894	1,041	1,068	1,918	0	298	-	-	-	-	-	80	2,239	14,157	6,278	20,435
2022	1,453	2,385	617	620	1,109	0	81	-	-	-	-	-	27	1,529	7,821	6,470	14,291
Change	-166	-3,509	-424	-448	-809	0	-217	--	--	--	--	--	-53	-710	-6,336	192	-6,144
Change, %	-10.3%	-59.5%	-40.7%	-41.9%	-42.2%	--	-72.8%	--	--	--	--	--	-66.3%	-31.7%	-44.8%	3.1%	-30.1%

Source: Frontur (ISTAC). Tourist arrivals by air.

Note: on the result of the estimated Canary Islands total arrivals, tourists from La Gomera and El Hierro are included. Only main tourists are taken into account in each island.

Tourist arrivals in the Canary Islands (ISTAC)

January - July 2022 (vs. 2019)



CANARY ISLANDS

	United Kingdom	Germany	Belgium	France	Netherlands	Ireland	Italy	Switzerland	Denmark	Finland	Norway	Sweden	Nordics	Others	International	Mainland	TOTAL
2019	2,894,147	1,533,472	240,699	345,328	329,904	346,561	262,336	145,616	182,618	146,674	253,568	312,557	895,417	673,108	7,666,582	1,124,176	8,790,759
2022	2,683,392	1,221,829	227,918	425,299	365,039	314,925	327,705	78,003	195,774	88,020	159,513	165,137	608,444	658,748	6,911,296	1,040,462	7,951,759
Change	-210,755	-311,643	-12,781	79,971	35,135	-31,636	65,369	-67,613	13,156	-58,654	-94,055	-147,420	-286,973	-14,360	-755,286	-83,714	-839,000
Change, %	-7.3%	-20.3%	-5.3%	23.2%	10.7%	-9.1%	24.9%	-46.4%	7.2%	-40.0%	-37.1%	-47.2%	-32.0%	-2.1%	-9.9%	-7.4%	-9.5%

LANZAROTE

	United Kingdom	Germany	Belgium	France	Netherlands	Ireland	Italy	Switzerland	Denmark	Finland	Norway	Sweden	Nordics	Others	International	Mainland	TOTAL
2019	823,961	177,041	31,114	91,953	55,343	186,408	38,669	-	-	-	-	-	54,424	79,690	1,538,599	165,634	1,704,233
2022	695,153	120,904	27,163	100,550	54,311	147,293	44,939	-	-	-	-	-	45,996	66,600	1,302,906	180,794	1,483,699
Change	-128,808	-56,137	-3,951	8,597	-1,032	-39,115	6,270	--	--	--	--	--	-8,428	-13,090	-235,693	15,160	-220,534
Change, %	-15.6%	-31.7%	-12.7%	9.3%	-1.9%	-21.0%	16.2%	--	--	--	--	--	-15.5%	-16.4%	-15.3%	9.2%	-12.9%

FUERTEVENTURA

	United Kingdom	Germany	Belgium	France	Netherlands	Ireland	Italy	Switzerland	Denmark	Finland	Norway	Sweden	Nordics	Others	International	Mainland	TOTAL
2019	296,904	379,628	9,186	65,559	28,404	20,865	48,098	-	-	-	-	-	49,207	110,933	1,008,783	88,327	1,097,110
2022	305,138	358,341	8,908	78,303	34,982	19,305	65,118	-	-	-	-	-	36,133	101,131	1,007,358	83,617	1,090,973
Change	8,234	-21,287	-278	12,744	6,578	-1,560	17,020	--	--	--	--	--	-13,074	-9,802	-1,425	-4,710	-6,137
Change, %	2.8%	-5.6%	-3.0%	19.4%	23.2%	-7.5%	35.4%	--	--	--	--	--	-26.6%	-8.8%	-0.1%	-5.3%	-0.6%

GRAN CANARIA

	United Kingdom	Germany	Belgium	France	Netherlands	Ireland	Italy	Switzerland	Denmark	Finland	Norway	Sweden	Nordics	Others	International	Mainland	TOTAL
2019	427,615	496,071	63,100	51,490	130,455	43,406	56,197	-	-	-	-	-	553,343	230,029	2,051,704	365,796	2,417,500
2022	416,424	371,194	59,209	67,753	148,703	44,110	59,307	-	-	-	-	-	370,901	190,177	1,727,778	292,890	2,020,669
Change	-11,191	-124,877	-3,891	16,263	18,248	704	3,110	--	--	--	--	--	-182,442	-39,852	-323,926	-72,906	-396,831
Change, %	-2.6%	-25.2%	-6.2%	31.6%	14.0%	1.6%	5.5%	--	--	--	--	--	-33.0%	-17.3%	-15.8%	-19.9%	-16.4%

TENERIFE

	United Kingdom	Germany	Belgium	France	Netherlands	Ireland	Italy	Switzerland	Denmark	Finland	Norway	Sweden	Nordics	Others	International	Mainland	TOTAL
2019	1,315,531	381,563	130,230	127,070	101,211	94,959	117,643	-	-	-	-	-	227,207	377,898	2,873,308	472,928	3,346,237
2022	1,251,870	331,381	130,324	173,286	120,692	103,446	157,496	-	-	-	-	-	151,219	367,980	2,787,690	443,761	3,231,450
Change	-63,661	-50,182	94	46,216	19,481	8,487	39,853	--	--	--	--	--	-75,988	-9,918	-85,618	-29,167	-114,787
Change, %	-4.8%	-13.2%	0.1%	36.4%	19.2%	8.9%	33.9%	--	--	--	--	--	-33.4%	-2.6%	-3.0%	-6.2%	-3.4%

LA PALMA


	United Kingdom	Germany	Belgium	France	Netherlands	Ireland	Italy	Switzerland	Denmark	Finland	Norway	Sweden	Nordics	Others	International	Mainland	TOTAL
2019	15,659	59,183	4,060	6,807	12,382	196	1,262	-	-	-	-	-	7,199	14,184	120,931	27,484	148,415
2022	7,243	16,641	1,751	2,194	4,278	247	651	-	-	-	-	-	668	7,380	41,050	33,515	74,563
Change	-8,416	-42,542	-2,309	-4,613	-8,104	51	-611	--	--	--	--	--	-6,531	-6,804	-79,881	6,031	-73,852
Change, %	-53.7%	-71.9%	-56.9%	-67.8%	-65.4%	26.0%	-48.4%	--	--	--	--	--	-90.7%	-48.0%	-66.1%	21.9%	-49.8%

Source: Frontur (ISTAC). Tourist arrivals by air.

Note: on the result of the estimated Canary Islands total arrivals, tourists from La Gomera and El Hierro are included. Only main tourists are taken into account in each island.

International tourist arrivals in Spain (INE)

July 2022



BY COUNTRY OF RESIDENCE

Monthly

	UK	Germany	Belgium	France	Netherlands	Ireland	Italy	Switzerland	Denmark	Finland	Norway	Sweden	Nordics	Russia	Portugal	Austria	Others	INTERNATIONAL
Jul-19	2,154,808	1,243,087	385,358	1,436,108	508,260	286,096	481,829	247,378	160,148	53,639	212,137	236,228	662,152	183,441	256,503	139,241	1,811,086	9,873,270
Jul-22	1,893,470	1,096,125	418,309	1,410,533	556,650	278,509	469,832	235,119	177,335	40,964	196,033	172,011	586,343	--	301,749	139,565	1,638,207	9,069,335
Change	-261,338	-146,962	32,951	-25,575	48,390	-7,587	-11,997	-12,259	17,187	-12,675	-16,104	-64,217	-75,809	--	45,246	324	-172,879	-803,935
Change, %	-12.1%	-11.8%	8.6%	-1.8%	9.5%	-2.7%	-2.5%	-5.0%	10.7%	-23.6%	-7.6%	-27.2%	-11.4%	--	17.6%	0.2%	-9.5%	-8.1%

Year-to-date

	UK	Germany	Belgium	France	Netherlands	Ireland	Italy	Switzerland	Denmark	Finland	Norway	Sweden	Nordics	Russia	Portugal	Austria	Others	INTERNATIONAL
Jan-Jul 19	10,443,735	6,571,801	1,499,287	6,123,613	2,169,914	1,284,348	2,508,650	1,025,655	704,967	451,197	888,974	1,261,946	3,307,084	760,651	1,348,448	711,954	9,914,861	47,998,122
Jan-Jul 22	8,361,839	5,471,154	1,428,057	5,348,217	2,255,056	1,175,879	2,082,179	935,231	679,066	249,982	717,125	807,640	2,453,813	--	1,233,666	593,384	7,506,614	39,274,089
Change	-2,081,896	-1,100,647	-71,230	-775,396	85,142	-108,469	-426,471	-90,424	-25,901	-201,215	-171,849	-454,306	-853,271	--	-114,782	-118,570	-2,408,247	-8,724,033
Change, %	-19.9%	-16.7%	-4.8%	-12.7%	3.9%	-8.4%	-17.0%	-8.8%	-3.7%	-44.6%	-19.3%	-36.0%	-25.8%	--	-8.5%	-16.7%	-24.3%	-18.2%

BY AUTONOMOUS COMMUNITY

Monthly


	Canary Islands	Andalusia	Aragon	Asturias	Canary Islands	Cantabria	C. y Leon	C. La Mancha	Catalonia	Canarian Region	Extremadura	Galicia	Madrid	Murcia	Navarre	Basque Country	La Rioja	SPAIN
Jul-19	1,031,598	1,256,656	68,148	58,496	2,344,094	76,067	121,951	24,003	2,378,593	1,243,375	0	191,003	626,031	140,376	90,325	185,672	0	9,873,270
Jul-22	1,028,960	1,119,763	35,126	45,153	2,273,064	59,951	138,222	0	1,980,246	1,125,829	0	163,841	625,696	124,343	0	212,460	0	9,069,335
Change	-2,638	-136,893	-33,022	-13,343	-71,030	-16,116	16,271	-24,003	-398,347	-117,546	0	-27,162	-335	-16,033	-90,325	26,788	0	-803,935
Change, %	-0.3%	-10.9%	-48.5%	-22.8%	-3.0%	-21.2%	13.3%	-100.0%	-16.7%	-9.5%	--	-14.2%	-0.1%	-11.4%	-100.0%	14.4%	--	-8.1%

Year-to-date

	Canary Islands	Andalusia	Aragon	Asturias	Canary Islands	Cantabria	C. y Leon	C. La Mancha	Catalonia	Canarian Region	Extremadura	Galicia	Madrid	Murcia	Navarre	Basque Country	La Rioja	SPAIN
Jan-Jul 19	7,636,701	6,880,960	316,239	127,812	7,884,257	207,113	665,129	148,685	11,283,366	5,387,159	45,276	864,319	4,494,022	606,013	136,196	923,108	0	47,998,122
Jan-Jul 22	6,774,622	5,431,646	229,688	148,766	7,472,171	165,675	506,940	10,409	7,998,698	4,701,789	24,193	668,618	3,322,091	478,625	12,525	854,820	0	39,274,089
Change	-862,079	-1,449,314	-86,551	20,954	-412,086	-41,438	-158,189	-138,276	-3,284,668	-685,370	-21,083	-195,701	-1,171,931	-127,388	-123,671	-68,288	0	-8,724,033
Change, %	-11.3%	-21.1%	-27.4%	16.4%	-5.2%	-20.0%	-23.8%	-93.0%	-29.1%	-12.7%	-46.6%	-22.6%	-26.1%	-21.0%	-90.8%	-7.4%	--	-18.2%

Tourist arrivals in the Canary Islands (ISTAC)

July 2022



Number of tourists by holiday package booking and country of residence

July 2022

	Book	Do not book	TOTAL	% Book	% Do not book
International	581,833	489,369	1,071,200	54.3%	45.7%
- Germany	129,894	41,146	171,039	75.9%	24.1%
- Netherlands	30,514	19,856	50,370	60.6%	39.4%
- Ireland	23,531	36,028	59,559	39.5%	60.5%
- Nordics	20,709	16,483	37,192	55.7%	44.3%
- United Kingdom	250,280	211,690	461,970	54.2%	45.8%
- Switzerland	6,797	7,783	14,579	46.6%	53.4%
- Others	120,108	156,383	276,491	43.4%	56.6%
Spanish Mainland	45,727	171,312	217,039	21.1%	78.9%
TOTAL	627,560	660,681	1,288,239	48.7%	51.3%

January - July 2022

	Book	Do not book	TOTAL	% Book	% Do not book
International	3,672,966	3,238,333	6,911,299	53.1%	46.9%
- Germany	776,005	445,827	1,221,829	63.5%	36.5%
- Netherlands	227,716	137,322	365,039	62.4%	37.6%
- Ireland	90,806	224,120	314,925	28.8%	71.2%
- Nordics	459,045	149,397	608,443	75.4%	24.6%
- United Kingdom	1,544,817	1,138,573	2,683,392	57.6%	42.4%
- Switzerland	24,588	53,415	78,003	31.5%	68.5%
- Others	549,989	1,089,679	1,639,668	33.5%	66.5%
Spanish Mainland	167,588	872,874	1,040,462	16.1%	83.9%
TOTAL	3,840,554	4,111,207	7,951,761	48.3%	51.7%

Share of tourists by accommodation type and country of residence

July 2022

	Hotels and similar	Apartments	Property	Cruise	Others
International	69.8%	17.9%	3.1%	0.1%	9.1%
- Germany	79.4%	11.6%	2.0%	0.4%	6.6%
- Netherlands	68.6%	26.2%	1.4%	0.0%	3.7%
- Ireland	54.2%	33.4%	2.1%	0.0%	10.3%
- Nordics	64.4%	16.6%	8.3%	0.6%	10.0%
- United Kingdom	68.5%	21.8%	3.1%	0.0%	6.6%
- Switzerland	80.6%	7.8%	4.4%	0.2%	7.1%
- Others	69.6%	11.2%	3.6%	0.0%	15.6%
Spanish Mainland	63.3%	10.8%	1.0%	0.0%	24.9%
TOTAL	68.7%	16.7%	2.8%	0.1%	11.8%

January - July 2022


	Hotels and similar	Apartments	Property	Cruise	Others
International	71.9%	12.8%	3.3%	1.6%	10.4%
- Germany	70.6%	9.2%	3.8%	6.5%	9.9%
- Netherlands	75.2%	16.7%	1.9%	0.1%	6.1%
- Ireland	60.7%	25.7%	3.8%	0.1%	9.7%
- Nordics	85.4%	5.3%	3.6%	0.1%	5.6%
- United Kingdom	73.9%	14.7%	2.7%	0.9%	7.8%
- Switzerland	72.6%	10.8%	4.7%	0.3%	11.6%
- Others	66.0%	12.0%	3.9%	0.3%	17.9%
Spanish Mainland	58.9%	11.9%	1.3%	0.0%	27.9%
TOTAL	70.2%	12.7%	3.0%	1.4%	12.7%

Source: Frontur (ISTAC). Tourist arrivals by air.

Note: on the result of the estimated Canary Islands total arrivals, tourists from La Gomera and El Hierro are included.

Tourist arrivals in the Canary Islands (ISTAC)

July 2022



Number of tourists by holiday package booking and island of stay

July 2022

	Lanzarote	Fuerteventura	Gran Canaria	Tenerife	La Palma	CANARY ISLANDS
Total	149,125	134,834	164,563	177,046	3,887	627,560
Book						
- International	138,149	131,600	153,444	155,766	3,557	581,833
- Spanish Mainland	10,976	3,234	11,119	21,280	330	45,727
Total	116,876	68,090	151,281	322,564	12,205	660,681
Do not book						
- International	84,213	50,678	102,547	252,164	5,479	489,369
- Spanish Mainland	32,663	17,412	48,734	70,400	6,726	171,312
TOTAL	266,001	202,924	315,844	499,610	16,092	1,288,239
- International	222,362	182,278	255,991	407,930	9,035	1,071,200
- Spanish Mainland	43,639	20,646	59,853	91,680	7,057	217,039
% book package						
Total	56.1%	66.4%	52.1%	35.4%	24.2%	48.7%
- International	62.1%	72.2%	59.9%	38.2%	39.4%	54.3%
- Spanish Mainland	25.2%	15.7%	18.6%	23.2%	4.7%	21.1%

January - July 2022

	Lanzarote	Fuerteventura	Gran Canaria	Tenerife	La Palma	CANARY ISLANDS
Total	735,061	707,165	1,125,605	1,382,956	52,365	3,840,554
Book						
- International	704,658	693,046	1,094,679	1,290,301	49,024	3,672,966
- Spanish Mainland	30,403	14,119	30,926	92,655	3,341	167,588
Total	797,056	429,778	948,817	1,912,587	71,744	4,111,207
Do not book						
- International	642,392	354,934	678,611	1,550,632	37,626	3,238,333
- Spanish Mainland	154,664	74,844	270,206	361,955	34,118	872,874
TOTAL	1,532,116	1,136,941	2,074,421	3,295,542	124,111	7,951,761
- International	1,347,049	1,047,979	1,773,290	2,840,932	86,649	6,911,299
- Spanish Mainland	185,067	88,962	301,131	454,610	37,462	1,040,462
% book package						
Total	48.0%	62.2%	54.3%	42.0%	42.2%	48.3%
- International	52.3%	66.1%	61.7%	45.4%	56.6%	53.1%
- Spanish Mainland	16.4%	15.9%	10.3%	20.4%	8.9%	16.1%

Share of tourists by accommodation type and island of stay

July 2022

	Lanzarote	Fuerteventura	Gran Canaria	Tenerife	La Palma	CANARY ISLANDS
International						
Hotels	62.5%	84.0%	72.8%	65.6%	46.0%	69.8%
Apartments	26.6%	9.4%	16.5%	18.0%	17.2%	17.9%
Property	1.8%	1.8%	2.5%	4.8%	1.6%	3.1%
Cruise	0.3%	0.1%	0.3%	0.1%	1.5%	0.1%
Others	8.8%	4.7%	8.0%	11.6%	33.6%	9.1%
Spanish Mainland						
Hotels	57.0%	62.8%	64.1%	67.7%	32.8%	63.3%
Apartments	15.3%	16.6%	7.8%	9.6%	15.8%	10.8%
Property	1.6%	1.2%	0.9%	0.9%	1.3%	1.0%
Cruise	0.0%	0.0%	0.0%	0.0%	0.0%	0.0%
Others	26.1%	19.3%	27.2%	21.8%	50.1%	24.9%
TOTAL						
Hotels	61.6%	81.9%	71.1%	65.9%	40.2%	68.7%
Apartments	24.8%	10.2%	14.8%	16.4%	16.6%	16.7%
Property	1.8%	1.7%	2.2%	4.1%	1.5%	2.8%
Cruise	0.2%	0.1%	0.2%	0.1%	0.9%	0.1%
Others	11.6%	6.2%	11.6%	13.5%	40.8%	11.8%

January - July 2022

	Lanzarote	Fuerteventura	Gran Canaria	Tenerife	La Palma	CANARY ISLANDS
International						
Hotels	64.8%	79.2%	73.6%	69.0%	24.3%	71.9%
Rental	23.5%	11.2%	10.3%	9.4%	10.9%	12.8%
Property	1.8%	2.1%	3.1%	4.3%	2.7%	3.3%
Cruise	2.7%	2.5%	4.8%	2.8%	43.0%	1.6%
Others	7.3%	4.9%	8.3%	14.5%	19.1%	10.4%
Spanish Mainland						
Hotels	53.6%	55.3%	60.6%	61.8%	49.2%	58.9%
Rental	19.0%	19.4%	7.0%	10.6%	15.2%	11.9%
Property	1.4%	2.6%	1.2%	1.1%	1.5%	1.3%
Cruise	0.1%	0.2%	0.1%	0.1%	0.6%	0.0%
Others	25.8%	22.5%	31.1%	26.5%	33.5%	27.9%
TOTAL						
Hotels	63.4%	77.3%	71.7%	68.0%	31.8%	70.2%
Rental	22.9%	11.9%	9.8%	9.6%	12.2%	12.7%
Property	1.8%	2.2%	2.8%	3.8%	2.3%	3.0%
Cruise	2.4%	2.3%	4.1%	2.4%	30.2%	1.4%
Others	9.5%	6.3%	11.6%	16.2%	23.4%	12.7%

Source: Frontur (ISTAC). Tourist arrivals by air.

Note: in the islands are included tourists who have chosen the island as the main destination of their trip or as a secondary destination.