


Tourist arrivals in the Canary Islands (ISTAC)

June 2017



CANARY ISLANDS

| | United Kingdom | Germany | Belgium | France | Netherlands | Ireland | Italy | Switzerland | Denmark | Finland | Norway | Sweden | Nordics | Others | International | Mainland | TOTAL |
|-----------|----------------|---------|---------|--------|-------------|---------|--------|-------------|---------|---------|--------|--------|---------|--------|---------------|----------|-----------|
| 2016 | 410,546 | 214,017 | 28,305 | 37,469 | 40,417 | 50,406 | 35,977 | 15,686 | 8,515 | 1,154 | 11,334 | 10,126 | 31,129 | 80,138 | 944,089 | 146,640 | 1,090,729 |
| 2017 | 465,743 | 231,272 | 26,461 | 34,562 | 42,230 | 55,921 | 40,601 | 16,007 | 8,780 | 1,029 | 12,058 | 10,985 | 32,852 | 91,032 | 1,036,680 | 146,355 | 1,183,035 |
| Change | 55,197 | 17,255 | -1,844 | -2,907 | 1,813 | 5,515 | 4,624 | 321 | 265 | -125 | 724 | 859 | 1,723 | 10,894 | 92,591 | -285 | 92,306 |
| Change, % | 13.4% | 8.1% | -6.5% | -7.8% | 4.5% | 10.9% | 12.9% | 2.0% | 3.1% | -10.8% | 6.4% | 8.5% | 5.5% | 13.6% | 9.8% | -0.2% | 8.5% |

LANZAROTE

| | United Kingdom | Germany | Belgium | France | Netherlands | Ireland | Italy | Switzerland | Denmark | Finland | Norway | Sweden | Nordics | Others | International | Mainland | TOTAL |
|-----------|----------------|---------|---------|--------|-------------|---------|-------|-------------|---------|---------|--------|--------|---------|--------|---------------|----------|---------|
| 2016 | 111,630 | 20,150 | 3,136 | 10,370 | 7,260 | 26,612 | 3,757 | n.d. | n.d. | n.d. | n.d. | n.d. | 1,964 | n.d. | 193,236 | 22,128 | 215,364 |
| 2017 | 124,832 | 25,161 | 2,831 | 7,748 | 5,601 | 27,058 | 5,809 | n.d. | n.d. | n.d. | n.d. | n.d. | 2,829 | n.d. | 212,590 | 17,089 | 229,679 |
| Change | 13,202 | 5,011 | -305 | -2,622 | -1,659 | 446 | 2,052 | -- | -- | -- | -- | -- | 865 | -- | 19,354 | -5,039 | 14,315 |
| Change, % | 11.8% | 24.9% | -9.7% | -25.3% | -22.9% | 1.7% | 54.6% | -- | -- | -- | -- | -- | 44.0% | -- | 10.0% | -22.8% | 6.6% |

FUERTEVENTURA

| | United Kingdom | Germany | Belgium | France | Netherlands | Ireland | Italy | Switzerland | Denmark | Finland | Norway | Sweden | Nordics | Others | International | Mainland | TOTAL |
|-----------|----------------|---------|---------|--------|-------------|---------|--------|-------------|---------|---------|--------|--------|---------|--------|---------------|----------|---------|
| 2016 | 39,862 | 68,640 | 1,084 | 9,332 | 4,713 | 3,671 | 11,337 | n.d. | n.d. | n.d. | n.d. | n.d. | 2,327 | n.d. | 153,006 | 11,891 | 164,897 |
| 2017 | 45,291 | 69,808 | 995 | 7,233 | 5,049 | 4,739 | 11,452 | n.d. | n.d. | n.d. | n.d. | n.d. | 1,983 | n.d. | 159,433 | 11,481 | 170,914 |
| Change | 5,429 | 1,168 | -89 | -2,099 | 336 | 1,068 | 115 | -- | -- | -- | -- | -- | -344 | -- | 6,427 | -410 | 6,017 |
| Change, % | 13.6% | 1.7% | -8.2% | -22.5% | 7.1% | 29.1% | 1.0% | -- | -- | -- | -- | -- | -14.8% | -- | 4.2% | -3.4% | 3.6% |

GRAN CANARIA

| | United Kingdom | Germany | Belgium | France | Netherlands | Ireland | Italy | Switzerland | Denmark | Finland | Norway | Sweden | Nordics | Others | International | Mainland | TOTAL |
|-----------|----------------|---------|---------|--------|-------------|---------|-------|-------------|---------|---------|--------|--------|---------|--------|---------------|----------|---------|
| 2016 | 71,340 | 62,004 | 9,261 | 6,000 | 14,763 | 7,384 | 5,878 | n.d. | n.d. | n.d. | n.d. | n.d. | 21,936 | n.d. | 224,705 | 45,919 | 270,623 |
| 2017 | 84,220 | 64,106 | 8,618 | 6,362 | 16,915 | 8,319 | 7,971 | n.d. | n.d. | n.d. | n.d. | n.d. | 23,175 | n.d. | 250,097 | 46,305 | 296,402 |
| Change | 12,880 | 2,102 | -643 | 362 | 2,152 | 935 | 2,093 | -- | -- | -- | -- | -- | 1,239 | -- | 25,392 | 386 | 25,779 |
| Change, % | 18.1% | 3.4% | -6.9% | 6.0% | 14.6% | 12.7% | 35.6% | -- | -- | -- | -- | -- | 5.6% | -- | 11.3% | 0.8% | 9.5% |

TENERIFE

| | United Kingdom | Germany | Belgium | France | Netherlands | Ireland | Italy | Switzerland | Denmark | Finland | Norway | Sweden | Nordics | Others | International | Mainland | TOTAL |
|-----------|----------------|---------|---------|--------|-------------|---------|--------|-------------|---------|---------|--------|--------|---------|--------|---------------|----------|---------|
| 2016 | 184,033 | 55,609 | 14,094 | 10,722 | 12,007 | 12,699 | 14,871 | n.d. | n.d. | n.d. | n.d. | n.d. | 4,660 | n.d. | 357,171 | 61,118 | 418,289 |
| 2017 | 205,033 | 61,610 | 13,196 | 11,733 | 12,399 | 15,760 | 15,302 | n.d. | n.d. | n.d. | n.d. | n.d. | 4,777 | n.d. | 391,135 | 68,348 | 459,482 |
| Change | 21,000 | 6,001 | -898 | 1,011 | 392 | 3,061 | 431 | -- | -- | -- | -- | -- | 117 | -- | 33,964 | 7,230 | 41,193 |
| Change, % | 11.4% | 10.8% | -6.4% | 9.4% | 3.3% | 24.1% | 2.9% | -- | -- | -- | -- | -- | 2.5% | -- | 9.5% | 11.8% | 9.8% |

LA PALMA


| | United Kingdom | Germany | Belgium | France | Netherlands | Ireland | Italy | Switzerland | Denmark | Finland | Norway | Sweden | Nordics | Others | International | Mainland | TOTAL |
|-----------|----------------|---------|---------|--------|-------------|---------|--------|-------------|---------|---------|--------|--------|---------|--------|---------------|----------|--------|
| 2016 | 2,184 | 4,963 | 729 | 526 | 1,302 | 0 | 135 | n.d. | n.d. | n.d. | n.d. | n.d. | 198 | 554 | 10,592 | 4,972 | 15,564 |
| 2017 | 2,476 | 5,369 | 600 | 1,437 | 1,955 | 0 | 17 | n.d. | n.d. | n.d. | n.d. | n.d. | 24 | 1,280 | 13,157 | 2,517 | 15,674 |
| Change | 292 | 406 | -129 | 911 | 653 | 0 | -118 | -- | -- | -- | -- | -- | -174 | -- | 2,565 | -2,455 | 110 |
| Change, % | 13.4% | 8.2% | -17.7% | 173.2% | 50.2% | -- | -87.4% | -- | -- | -- | -- | -- | -87.9% | -- | 24.2% | -49.4% | 0.7% |

Source: Frontur (ISTAC). Tourist arrivals by air.

Note: on the result of the estimated Canary Islands total arrivals, tourists from La Gomera and El Hierro are included.

Tourist arrivals in the Canary Islands (ISTAC)

January - June 2017



| CANARY ISLANDS | | | | | | | | | | | | | | | | | |
|----------------|----------------|-----------|---------|---------|-------------|---------|---------|-------------|---------|---------|---------|---------|---------|---------|---------------|----------|-----------|
| | United Kingdom | Germany | Belgium | France | Netherlands | Ireland | Italy | Switzerland | Denmark | Finland | Norway | Sweden | Nordics | Others | International | Mainland | TOTAL |
| 2016 | 2,276,865 | 1,473,791 | 180,901 | 303,112 | 283,328 | 230,546 | 217,121 | 120,811 | 184,669 | 136,540 | 224,415 | 315,708 | 861,332 | 443,906 | 6,391,715 | 725,693 | 7,117,409 |
| 2017 | 2,541,534 | 1,508,556 | 193,448 | 300,104 | 294,817 | 251,786 | 264,441 | 134,204 | 189,750 | 153,212 | 241,743 | 352,664 | 937,369 | 527,156 | 6,953,415 | 750,034 | 7,703,448 |
| Change | 264,669 | 34,765 | 12,547 | -3,008 | 11,489 | 21,240 | 47,320 | 13,393 | 5,081 | 16,672 | 17,328 | 36,956 | 76,037 | 83,250 | 561,700 | 24,341 | 586,039 |
| Change, % | 11.6% | 2.4% | 6.9% | -1.0% | 4.1% | 9.2% | 21.8% | 11.1% | 2.8% | 12.2% | 7.7% | 11.7% | 8.8% | 18.8% | 8.8% | 3.4% | 8.2% |

| LANZAROTE | | | | | | | | | | | | | | | | | |
|-----------|----------------|---------|---------|---------|-------------|---------|--------|-------------|---------|---------|--------|--------|---------|--------|---------------|----------|-----------|
| | United Kingdom | Germany | Belgium | France | Netherlands | Ireland | Italy | Switzerland | Denmark | Finland | Norway | Sweden | Nordics | Others | International | Mainland | TOTAL |
| 2016 | 608,419 | 158,278 | 17,924 | 84,566 | 48,603 | 115,974 | 19,692 | n.d. | n.d. | n.d. | n.d. | n.d. | 60,004 | n.d. | 1,167,834 | 111,054 | 1,278,886 |
| 2017 | 681,909 | 162,765 | 20,837 | 74,389 | 49,613 | 125,875 | 33,882 | n.d. | n.d. | n.d. | n.d. | n.d. | 63,796 | n.d. | 1,285,216 | 99,486 | 1,384,700 |
| Change | 73,490 | 4,487 | 2,913 | -10,177 | 1,010 | 9,901 | 14,190 | -- | -- | -- | -- | -- | 3,792 | -- | 117,382 | -11,568 | 105,814 |
| Change, % | 12.1% | 2.8% | 16.3% | -12.0% | 2.1% | 8.5% | 72.1% | -- | -- | -- | -- | -- | 6.3% | -- | 10.1% | -10.4% | 8.3% |

| FUERTEVENTURA | | | | | | | | | | | | | | | | | |
|---------------|----------------|---------|---------|--------|-------------|---------|--------|-------------|---------|---------|--------|--------|---------|--------|---------------|----------|-----------|
| | United Kingdom | Germany | Belgium | France | Netherlands | Ireland | Italy | Switzerland | Denmark | Finland | Norway | Sweden | Nordics | Others | International | Mainland | TOTAL |
| 2016 | 246,247 | 423,733 | 7,715 | 67,553 | 31,014 | 17,405 | 51,454 | n.d. | n.d. | n.d. | n.d. | n.d. | 60,012 | n.d. | 979,696 | 55,112 | 1,034,809 |
| 2017 | 265,481 | 415,410 | 7,321 | 60,169 | 35,388 | 20,136 | 58,394 | n.d. | n.d. | n.d. | n.d. | n.d. | 61,042 | n.d. | 1,006,135 | 54,168 | 1,060,304 |
| Change | 19,234 | -8,323 | -394 | -7,384 | 4,374 | 2,731 | 6,940 | -- | -- | -- | -- | -- | 1,030 | -- | 26,439 | -944 | 25,495 |
| Change, % | 7.8% | -2.0% | -5.1% | -10.9% | 14.1% | 15.7% | 13.5% | -- | -- | -- | -- | -- | 1.7% | -- | 2.7% | -1.7% | 2.5% |

| GRAN CANARIA | | | | | | | | | | | | | | | | | |
|--------------|----------------|---------|---------|--------|-------------|---------|--------|-------------|---------|---------|--------|--------|---------|--------|---------------|----------|-----------|
| | United Kingdom | Germany | Belgium | France | Netherlands | Ireland | Italy | Switzerland | Denmark | Finland | Norway | Sweden | Nordics | Others | International | Mainland | TOTAL |
| 2016 | 335,081 | 446,926 | 48,832 | 48,727 | 105,522 | 33,549 | 42,693 | n.d. | n.d. | n.d. | n.d. | n.d. | 488,538 | n.d. | 1,704,481 | 234,578 | 1,939,058 |
| 2017 | 397,337 | 490,826 | 51,412 | 54,074 | 109,049 | 38,128 | 55,720 | n.d. | n.d. | n.d. | n.d. | n.d. | 530,215 | n.d. | 1,914,118 | 225,719 | 2,139,837 |
| Change | 62,256 | 43,900 | 2,580 | 5,347 | 3,527 | 4,579 | 13,027 | -- | -- | -- | -- | -- | 41,677 | -- | 209,637 | -8,859 | 200,779 |
| Change, % | 18.6% | 9.8% | 5.3% | 11.0% | 3.3% | 13.6% | 30.5% | -- | -- | -- | -- | -- | 8.5% | -- | 12.3% | -3.8% | 10.4% |

| TENERIFE | | | | | | | | | | | | | | | | | |
|-----------|----------------|---------|---------|---------|-------------|---------|---------|-------------|---------|---------|--------|--------|---------|--------|---------------|----------|-----------|
| | United Kingdom | Germany | Belgium | France | Netherlands | Ireland | Italy | Switzerland | Denmark | Finland | Norway | Sweden | Nordics | Others | International | Mainland | TOTAL |
| 2016 | 1,053,499 | 370,170 | 100,546 | 95,025 | 84,998 | 61,941 | 102,207 | n.d. | n.d. | n.d. | n.d. | n.d. | 246,454 | n.d. | 2,387,127 | 298,233 | 2,685,359 |
| 2017 | 1,159,194 | 357,828 | 108,473 | 102,010 | 86,563 | 66,515 | 114,745 | n.d. | n.d. | n.d. | n.d. | n.d. | 263,783 | n.d. | 2,560,776 | 347,486 | 2,908,261 |
| Change | 105,695 | -12,342 | 7,927 | 6,985 | 1,565 | 4,574 | 12,538 | -- | -- | -- | -- | -- | 17,329 | -- | 173,649 | 49,253 | 222,902 |
| Change, % | 10.0% | -3.3% | 7.9% | 7.4% | 1.8% | 7.4% | 12.3% | -- | -- | -- | -- | -- | 7.0% | -- | 7.3% | 16.5% | 8.3% |


| LA PALMA | | | | | | | | | | | | | | | | | |
|-----------|----------------|---------|---------|--------|-------------|---------|-------|-------------|---------|---------|--------|--------|---------|--------|---------------|----------|---------|
| | United Kingdom | Germany | Belgium | France | Netherlands | Ireland | Italy | Switzerland | Denmark | Finland | Norway | Sweden | Nordics | Others | International | Mainland | TOTAL |
| 2016 | 14,492 | 47,431 | 3,287 | 4,520 | 10,869 | 591 | 770 | n.d. | n.d. | n.d. | n.d. | n.d. | 2,922 | 5,197 | 90,077 | 23,662 | 113,740 |
| 2017 | 22,510 | 51,376 | 3,154 | 8,290 | 11,812 | 132 | 862 | n.d. | n.d. | n.d. | n.d. | n.d. | 14,605 | 11,605 | 124,345 | 19,726 | 144,071 |
| Change | 8,018 | 3,945 | -133 | 3,770 | 943 | -459 | 92 | -- | -- | -- | -- | -- | 11,683 | -- | 34,268 | -3,936 | 30,331 |
| Change, % | 55.3% | 8.3% | -4.0% | 83.4% | 8.7% | -77.7% | 11.9% | -- | -- | -- | -- | -- | 399.8% | -- | 38.0% | -16.6% | 26.7% |

Source: Frontur (ISTAC). Tourist arrivals by air.

Note: on the result of the estimated Canary Islands total arrivals, tourists from La Gomera and El Hierro are included.

International tourist arrivals in Spain (INE)

June 2017



BY COUNTRY OF RESIDENCE

Monthly

| | UK | Germany | Belgium | France | Netherlands | Ireland | Italy | Switzerland | Denmark | Finland | Norway | Sweden | Nordics | Russia | Portugal | Austria | Others | INTERNATIONAL |
|-----------|-----------|-----------|---------|---------|-------------|---------|---------|-------------|---------|---------|---------|---------|---------|---------|----------|---------|-----------|---------------|
| Jun-16 | 2,088,747 | 1,222,455 | 199,187 | 823,641 | 306,457 | 222,725 | 394,281 | 169,307 | 89,429 | 50,879 | 60,965 | 208,259 | 409,532 | 131,166 | 198,076 | 101,928 | 1,281,354 | 7,552,758 |
| Jun-17 | 2,176,386 | 1,416,874 | 207,244 | 860,034 | 350,645 | 261,787 | 409,517 | 195,500 | 107,674 | 23,224 | 141,025 | 241,469 | 513,392 | 149,357 | 192,347 | 65,903 | 1,626,891 | 8,432,076 |
| Change | 87,639 | 194,419 | 8,057 | 36,393 | 44,188 | 39,062 | 15,236 | 26,193 | 18,245 | -27,655 | 80,060 | 33,210 | 103,860 | 18,191 | -5,729 | -36,025 | 345,537 | 879,318 |
| Change, % | 4.2% | 15.9% | 4.0% | 4.4% | 14.4% | 17.5% | 3.9% | 15.5% | 20.4% | -54.4% | 131.3% | 15.9% | 25.4% | 13.9% | -2.9% | -35.3% | 27.0% | 11.6% |

Year-to-date

| | UK | Germany | Belgium | France | Netherlands | Ireland | Italy | Switzerland | Denmark | Finland | Norway | Sweden | Nordics | Russia | Portugal | Austria | Others | INTERNATIONAL |
|-----------|-----------|-----------|---------|-----------|-------------|---------|-----------|-------------|---------|----------|---------|-----------|-----------|---------|----------|----------|-----------|---------------|
| Jan-Jun16 | 7,862,490 | 4,971,694 | 950,865 | 4,521,057 | 1,457,301 | 785,793 | 1,714,278 | 730,911 | 519,051 | 414,287 | 507,539 | 967,018 | 2,407,895 | 400,013 | 825,400 | 478,560 | 5,443,190 | 32,582,708 |
| Jan-Jun17 | 8,581,346 | 5,450,566 | ##### | 4,741,044 | 1,543,986 | 928,960 | 1,850,419 | 914,669 | 662,552 | 311,537 | 647,305 | 1,112,759 | 2,734,153 | 454,441 | 878,316 | 373,570 | 6,871,301 | 36,366,009 |
| Change | 718,856 | 478,872 | 64,853 | 219,987 | 86,685 | 143,167 | 136,141 | 183,758 | 143,501 | -102,750 | 139,766 | 145,741 | 326,258 | 54,428 | 52,916 | -104,990 | ##### | 3,783,301 |
| Change, % | 9.1% | 9.6% | 6.8% | 4.9% | 5.9% | 18.2% | 7.9% | 25.1% | 27.6% | -24.8% | 27.5% | 15.1% | 13.5% | 13.6% | 6.4% | -21.9% | 26.2% | 11.6% |

BY AUTONOMOUS COMMUNITY

Monthly


| | Canary Islands | Andalusia | Aragon | Asturias | Balearic Islands | Cantabria | C. y Leon | C. La Mancha | Catalonia | Valencian Region | Extremadura | Galicia | Madrid | Murcia | Navarre | Basque Country | La Rioja | SPAIN |
|-----------|----------------|-----------|---------|----------|------------------|-----------|-----------|--------------|-----------|------------------|-------------|---------|---------|---------|---------|----------------|----------|-----------|
| Jun-16 | 936,941 | 1,057,266 | 47,897 | 19,386 | 1,945,565 | 39,192 | 93,953 | 26,200 | 1,850,823 | 729,855 | 17,791 | 116,353 | 455,275 | 88,353 | 12,462 | 103,293 | 11,554 | 7,552,758 |
| Jun-17 | 1,034,652 | 1,166,133 | 34,282 | 17,934 | 2,101,508 | 30,803 | 117,423 | 19,854 | 2,029,711 | 873,848 | 33,270 | 148,184 | 589,365 | 75,688 | 30,918 | 119,767 | 8,546 | 8,432,076 |
| Change | 97,711 | 108,867 | -13,615 | -1,452 | 155,943 | -8,389 | 23,470 | -6,346 | 178,888 | 143,993 | 15,479 | 31,831 | 134,090 | -12,665 | 18,456 | 16,474 | -3,008 | 879,318 |
| Change, % | 10.4% | 10.3% | -28.4% | -7.5% | 8.0% | -21.4% | 25.0% | -24.2% | 9.7% | 19.7% | 87.0% | 27.4% | 29.5% | -14.3% | 148.1% | 15.9% | -26.0% | 11.6% |

Year-to-date

| | Canary Islands | Andalusia | Aragon | Asturias | Balearic Islands | Cantabria | C. y Leon | C. La Mancha | Catalonia | Valencian Region | Extremadura | Galicia | Madrid | Murcia | Navarre | Basque Country | La Rioja | SPAIN |
|-----------|----------------|-----------|---------|----------|------------------|-----------|-----------|--------------|-----------|------------------|-------------|---------|-----------|---------|---------|----------------|----------|------------|
| Jan-Jun16 | 6,330,108 | 4,747,011 | 281,626 | 93,690 | 4,987,771 | 140,719 | 430,671 | 106,547 | 7,836,907 | 3,288,581 | 88,042 | 385,108 | 2,725,839 | 396,399 | 101,361 | 562,743 | 74,237 | 32,582,708 |
| Jan-Jun17 | 6,943,951 | 5,211,660 | 219,438 | 106,348 | 5,411,665 | 143,733 | 581,048 | 113,276 | 8,644,565 | 3,893,936 | 179,808 | 439,056 | 3,297,798 | 421,770 | 121,219 | 593,540 | 40,197 | 36,366,009 |
| Change | 613,843 | 464,649 | -62,188 | 12,658 | 423,894 | 3,014 | 150,377 | 6,729 | 807,658 | 605,355 | 91,766 | 53,948 | 571,959 | 25,371 | 19,858 | 30,797 | -34,040 | 3,783,301 |
| Change, % | 9.7% | 9.8% | -22.1% | 13.5% | 8.5% | 2.1% | 34.9% | 6.3% | 10.3% | 18.4% | 104.2% | 14.0% | 21.0% | 6.4% | 19.6% | 5.5% | -45.9% | 11.6% |

Tourist arrivals in the Canary Islands (ISTAC)

June 2017



Number of tourists by holiday package booking

| June 2017 | | | | | |
|-------------------------|---------|-------------|-----------|--------|---------------|
| | Book | Do not book | TOTAL | % Book | % Do not book |
| International | 693,949 | 342,731 | 1,036,680 | 66.9% | 33.1% |
| - Germany | 181,050 | 50,221 | 231,272 | 78.3% | 21.7% |
| - Netherlands | 32,026 | 10,204 | 42,230 | 75.8% | 24.2% |
| - Ireland | 26,231 | 29,690 | 55,921 | 46.9% | 53.1% |
| - Nordics | 22,227 | 10,626 | 32,852 | 67.7% | 32.3% |
| - United Kingdom | 311,406 | 154,337 | 465,743 | 66.9% | 33.1% |
| - Switzerland | 8,595 | 7,412 | 16,007 | 53.7% | 46.3% |
| - Others | 112,414 | 80,241 | 192,655 | 58.3% | 41.7% |
| Spanish Mainland | 61,642 | 84,713 | 146,355 | 42.1% | 57.9% |
| TOTAL | 755,591 | 427,444 | 1,183,035 | 63.9% | 36.1% |

| January - June 2017 | | | | | |
|-------------------------|-----------|-------------|-----------|--------|---------------|
| | Book | Do not book | TOTAL | % Book | % Do not book |
| International | 4,367,181 | 2,586,233 | 6,953,415 | 62.8% | 37.2% |
| - Germany | 1,125,504 | 383,050 | 1,508,556 | 74.6% | 25.4% |
| - Netherlands | 221,017 | 73,801 | 294,817 | 75.0% | 25.0% |
| - Ireland | 88,338 | 163,450 | 251,786 | 35.1% | 64.9% |
| - Nordics | 690,351 | 247,020 | 937,369 | 73.6% | 26.4% |
| - United Kingdom | 1,498,343 | 1,043,191 | 2,541,534 | 59.0% | 41.0% |
| - Switzerland | 73,002 | 61,203 | 134,204 | 54.4% | 45.6% |
| - Others | 670,627 | 614,521 | 1,285,148 | 52.2% | 47.8% |
| Spanish Mainland | 242,600 | 507,433 | 750,033 | 32.3% | 67.7% |
| TOTAL | 4,609,782 | 3,093,666 | 7,703,448 | 59.8% | 40.2% |

Share of tourists by accommodation type

| June 2017 | | | | | |
|-------------------------|--------|--------|----------|--------|--------|
| | Hotels | Rental | Property | Cruise | Others |
| International | 85.2% | 6.9% | 2.4% | 0.0% | 5.6% |
| - Germany | 85.8% | 8.6% | 1.8% | 0.0% | 3.7% |
| - Netherlands | 85.3% | 10.2% | 1.5% | 0.0% | 3.1% |
| - Ireland | 80.8% | 13.8% | 1.9% | 0.0% | 3.5% |
| - Nordics | 76.5% | 10.4% | 5.2% | 0.0% | 7.8% |
| - United Kingdom | 86.3% | 4.9% | 3.0% | 0.0% | 5.7% |
| - Switzerland | 82.3% | 8.4% | 1.7% | 0.1% | 7.4% |
| - Others | 84.6% | 6.0% | 1.4% | 0.1% | 8.0% |
| Spanish Mainland | 74.3% | 11.2% | 1.7% | 0.0% | 12.8% |
| TOTAL | 83.8% | 7.4% | 2.3% | 0.0% | 6.5% |


| January - June 2017 | | | | | |
|-------------------------|--------|--------|----------|--------|--------|
| | Hotels | Rental | Property | Cruise | Others |
| International | 79.7% | 9.6% | 2.5% | 2.0% | 6.3% |
| - Germany | 77.5% | 9.3% | 2.6% | 6.9% | 3.7% |
| - Netherlands | 84.1% | 10.3% | 1.0% | 0.8% | 3.7% |
| - Ireland | 78.0% | 13.5% | 2.6% | 0.2% | 5.6% |
| - Nordics | 83.9% | 9.7% | 2.2% | 0.3% | 4.0% |
| - United Kingdom | 80.4% | 8.9% | 2.5% | 0.9% | 7.2% |
| - Switzerland | 81.6% | 10.1% | 2.9% | 0.5% | 5.0% |
| - Others | 76.9% | 10.0% | 2.7% | 0.5% | 9.9% |
| Spanish Mainland | 66.0% | 11.4% | 2.2% | 0.7% | 19.7% |
| TOTAL | 78.4% | 9.7% | 2.4% | 1.9% | 7.6% |

Source: Frontur (ISTAC). Tourist arrivals by air.

Note: on the result of the estimated Canary Islands total arrivals, tourists from La Gomera and El Hierro are included.

Tourist arrivals in the Canary Islands (ISTAC)

June 2017



Number of tourists by holiday package booking and island of stay

| June 2017 | | | | | | | |
|----------------|--------------------|-----------|---------------|--------------|----------|----------|----------------|
| | | Lanzarote | Fuerteventura | Gran Canaria | Tenerife | La Palma | CANARY ISLANDS |
| Book | Total | 156,588 | 136,437 | 197,041 | 262,727 | 9,539 | 755,591 |
| | - International | 149,334 | 130,276 | 180,383 | 227,725 | 8,920 | 693,949 |
| | - Spanish Mainland | 7,254 | 6,161 | 16,658 | 35,002 | 618 | 61,642 |
| Do not book | Total | 76,228 | 39,821 | 104,961 | 205,807 | 9,405 | 427,444 |
| | - International | 64,615 | 31,039 | 72,644 | 169,605 | 5,925 | 342,731 |
| | - Spanish Mainland | 11,612 | 8,782 | 32,317 | 36,202 | 3,480 | 84,713 |
| TOTAL | All markets | 232,816 | 176,257 | 302,001 | 468,535 | 18,944 | 1,183,035 |
| | - International | 213,950 | 161,315 | 253,027 | 397,330 | 14,845 | 1,036,680 |
| | - Spanish Mainland | 18,866 | 14,942 | 48,975 | 71,204 | 4,098 | 146,355 |
| % book package | Total | 67.3% | 77.4% | 65.2% | 56.1% | 50.3% | 63.9% |
| | - International | 69.8% | 80.8% | 71.3% | 57.3% | 60.1% | 66.9% |
| | - Spanish Mainland | 38.5% | 41.2% | 34.0% | 49.2% | 15.1% | 42.1% |

| January - June 2017 | | | | | | | |
|---------------------|--------------------|-----------|---------------|--------------|-----------|----------|----------------|
| | | Lanzarote | Fuerteventura | Gran Canaria | Tenerife | La Palma | CANARY ISLANDS |
| Book | Total | 920,670 | 909,412 | 1,372,284 | 1,684,164 | 116,983 | 4,609,782 |
| | - International | 880,711 | 885,744 | 1,318,486 | 1,545,446 | 110,342 | 4,367,181 |
| | - Spanish Mainland | 39,959 | 23,668 | 53,797 | 138,717 | 6,643 | 242,600 |
| Do not book | Total | 592,781 | 273,130 | 829,109 | 1,380,877 | 88,111 | 3,093,666 |
| | - International | 523,821 | 232,614 | 645,446 | 1,157,614 | 69,829 | 2,586,233 |
| | - Spanish Mainland | 68,959 | 40,515 | 183,664 | 223,264 | 18,281 | 507,433 |
| TOTAL | All markets | 1,513,450 | 1,182,540 | 2,201,391 | 3,065,042 | 205,095 | 7,703,448 |
| | - International | 1,404,534 | 1,118,358 | 1,963,932 | 2,703,060 | 180,171 | 6,953,415 |
| | - Spanish Mainland | 108,917 | 64,181 | 237,461 | 361,981 | 24,924 | 750,033 |
| % book package | Total | 60.8% | 76.9% | 62.3% | 54.9% | 57.0% | 59.8% |
| | - International | 62.7% | 79.2% | 67.1% | 57.2% | 61.2% | 62.8% |
| | - Spanish Mainland | 36.7% | 36.9% | 22.7% | 38.3% | 26.7% | 32.3% |

Share of tourists by accommodation type and island of stay

| June 2017 | | | | | | | |
|------------------|----------|-----------|---------------|--------------|----------|----------|----------------|
| | | Lanzarote | Fuerteventura | Gran Canaria | Tenerife | La Palma | CANARY ISLANDS |
| International | Hotels | 87.0% | 90.6% | 82.6% | 85.2% | 67.9% | 85.2% |
| | Rental | 8.4% | 5.5% | 10.2% | 3.5% | 21.5% | 6.9% |
| | Property | 1.1% | 1.4% | 1.6% | 3.8% | 4.2% | 2.4% |
| | Cruise | 0.0% | 0.0% | 0.0% | 0.0% | 0.1% | 0.0% |
| | Others | 3.4% | 2.5% | 5.6% | 7.4% | 6.4% | 5.6% |
| Spanish Mainland | Hotels | 77.0% | 75.3% | 74.3% | 74.0% | 47.2% | 74.3% |
| | Rental | 6.6% | 11.2% | 9.8% | 12.5% | 37.1% | 11.2% |
| | Property | 2.0% | 3.5% | 1.6% | 1.2% | 1.1% | 1.7% |
| | Cruise | 0.0% | 0.0% | 0.0% | 0.0% | 0.0% | 0.0% |
| | Others | 14.5% | 10.0% | 14.3% | 12.2% | 14.6% | 12.8% |
| TOTAL | Hotels | 86.2% | 89.3% | 81.2% | 83.5% | 63.4% | 83.8% |
| | Rental | 8.3% | 6.0% | 10.1% | 4.9% | 24.9% | 7.4% |
| | Property | 1.2% | 1.5% | 1.6% | 3.4% | 3.5% | 2.3% |
| | Cruise | 0.0% | 0.0% | 0.0% | 0.0% | 0.1% | 0.0% |
| | Others | 4.3% | 3.2% | 7.0% | 8.1% | 8.1% | 6.5% |

| January - June 2017 | | | | | | | |
|---------------------|----------|-----------|---------------|--------------|----------|----------|----------------|
| | | Lanzarote | Fuerteventura | Gran Canaria | Tenerife | La Palma | CANARY ISLANDS |
| International | Hotels | 77.0% | 80.0% | 73.6% | 77.2% | 50.0% | 79.7% |
| | Rental | 11.2% | 7.7% | 11.6% | 6.2% | 17.9% | 9.6% |
| | Property | 1.4% | 1.3% | 1.9% | 3.5% | 3.9% | 2.5% |
| | Cruise | 6.6% | 8.5% | 6.8% | 4.4% | 23.3% | 2.0% |
| | Others | 3.7% | 2.4% | 6.2% | 8.7% | 4.9% | 6.3% |
| Spanish Mainland | Hotels | 76.8% | 66.4% | 58.3% | 67.5% | 54.2% | 66.0% |
| | Rental | 5.3% | 12.4% | 14.0% | 10.2% | 22.8% | 11.4% |
| | Property | 1.9% | 3.7% | 2.0% | 2.0% | 2.5% | 2.2% |
| | Cruise | 1.7% | 2.6% | 0.8% | 1.3% | 7.2% | 0.7% |
| | Others | 14.3% | 14.9% | 24.9% | 18.9% | 13.3% | 19.7% |
| TOTAL | Hotels | 77.0% | 79.3% | 72.0% | 76.1% | 50.5% | 78.4% |
| | Rental | 10.8% | 8.0% | 11.9% | 6.6% | 18.5% | 9.7% |
| | Property | 1.5% | 1.5% | 1.9% | 3.3% | 3.7% | 2.4% |
| | Cruise | 6.2% | 8.1% | 6.1% | 4.1% | 21.4% | 1.9% |
| | Others | 4.5% | 3.1% | 8.2% | 9.9% | 5.9% | 7.6% |

Source: Frontur (ISTAC). Tourist arrivals by air.

Note: in the islands are included tourists who have chosen the island as the main destination of their trip or as a secondary destination.