

# Tourist arrivals in the Canary Islands (ISTAC)

June 2018



## CANARY ISLANDS

	United Kingdom	Germany	Belgium	France	Netherlands	Ireland	Italy	Switzerland	Denmark	Finland	Norway	Sweden	Nordics	Others	International	Mainland	TOTAL
2017	465,743	231,272	26,461	34,562	42,230	55,921	40,601	16,007	8,780	1,029	12,058	10,985	32,852	91,032	1,036,680	146,355	1,183,035
2018	410,295	231,280	29,953	41,455	41,689	62,952	39,180	17,261	8,360	1,814	11,650	11,568	33,392	96,044	1,003,500	165,497	1,168,996
Change	<b>-55,448</b>	<b>8</b>	<b>3,492</b>	<b>6,893</b>	<b>-541</b>	<b>7,031</b>	<b>-1,421</b>	<b>1,254</b>	<b>-420</b>	<b>785</b>	<b>-408</b>	<b>583</b>	<b>540</b>	<b>5,012</b>	<b>-33,180</b>	<b>19,142</b>	<b>-14,039</b>
Change, %	<b>-11.9%</b>	<b>0.0%</b>	<b>13.2%</b>	<b>19.9%</b>	<b>-1.3%</b>	<b>12.6%</b>	<b>-3.5%</b>	<b>7.8%</b>	<b>-4.8%</b>	<b>76.3%</b>	<b>-3.4%</b>	<b>5.3%</b>	<b>1.6%</b>	<b>5.5%</b>	<b>-3.2%</b>	<b>13.1%</b>	<b>-1.2%</b>

## LANZAROTE

	United Kingdom	Germany	Belgium	France	Netherlands	Ireland	Italy	Switzerland	Denmark	Finland	Norway	Sweden	Nordics	Others	International	Mainland	TOTAL
2017	124,832	25,161	2,831	7,748	5,601	27,058	5,809	n.d.	n.d.	n.d.	n.d.	n.d.	2,829	n.d.	212,590	17,089	229,679
2018	110,468	23,638	4,006	10,672	6,742	33,212	5,846	n.d.	n.d.	n.d.	n.d.	n.d.	341	n.d.	206,741	23,694	230,435
Change	<b>-14,364</b>	<b>-1,523</b>	<b>1,175</b>	<b>2,924</b>	<b>1,141</b>	<b>6,154</b>	<b>37</b>	--	--	--	--	--	<b>-2,488</b>	--	<b>-5,849</b>	<b>6,605</b>	<b>756</b>
Change, %	<b>-11.5%</b>	<b>-6.1%</b>	<b>41.5%</b>	<b>37.7%</b>	<b>20.4%</b>	<b>22.7%</b>	<b>0.6%</b>	--	--	--	--	--	<b>-87.9%</b>	--	<b>-2.8%</b>	<b>38.7%</b>	<b>0.3%</b>

## FUERTEVENTURA

	United Kingdom	Germany	Belgium	France	Netherlands	Ireland	Italy	Switzerland	Denmark	Finland	Norway	Sweden	Nordics	Others	International	Mainland	TOTAL
2017	45,291	69,808	995	7,233	5,049	4,739	11,452	n.d.	n.d.	n.d.	n.d.	n.d.	1,983	n.d.	159,433	11,481	170,914
2018	42,149	76,287	1,516	10,265	4,019	4,227	9,115	n.d.	n.d.	n.d.	n.d.	n.d.	2,515	n.d.	165,388	11,912	177,300
Change	<b>-3,142</b>	<b>6,479</b>	<b>521</b>	<b>3,032</b>	<b>-1,030</b>	<b>-512</b>	<b>-2,337</b>	--	--	--	--	--	<b>532</b>	--	<b>5,955</b>	<b>431</b>	<b>6,386</b>
Change, %	<b>-6.9%</b>	<b>9.3%</b>	<b>52.4%</b>	<b>41.9%</b>	<b>-20.4%</b>	<b>-10.8%</b>	<b>-20.4%</b>	--	--	--	--	--	<b>26.8%</b>	--	<b>3.7%</b>	<b>3.8%</b>	<b>3.7%</b>

## GRAN CANARIA

	United Kingdom	Germany	Belgium	France	Netherlands	Ireland	Italy	Switzerland	Denmark	Finland	Norway	Sweden	Nordics	Others	International	Mainland	TOTAL
2017	84,220	64,106	8,618	6,362	16,915	8,319	7,971	n.d.	n.d.	n.d.	n.d.	n.d.	23,175	n.d.	250,097	46,305	296,402
2018	76,088	63,152	9,725	7,059	16,460	7,872	7,966	n.d.	n.d.	n.d.	n.d.	n.d.	24,085	n.d.	243,190	51,864	295,054
Change	<b>-8,132</b>	<b>-954</b>	<b>1,107</b>	<b>697</b>	<b>-455</b>	<b>-447</b>	<b>-5</b>	--	--	--	--	--	<b>910</b>	--	<b>-6,907</b>	<b>5,559</b>	<b>-1,348</b>
Change, %	<b>-9.7%</b>	<b>-1.5%</b>	<b>12.8%</b>	<b>11.0%</b>	<b>-2.7%</b>	<b>-5.4%</b>	<b>-0.1%</b>	--	--	--	--	--	<b>3.9%</b>	--	<b>-2.8%</b>	<b>12.0%</b>	<b>-0.5%</b>

## TENERIFE

	United Kingdom	Germany	Belgium	France	Netherlands	Ireland	Italy	Switzerland	Denmark	Finland	Norway	Sweden	Nordics	Others	International	Mainland	TOTAL
2017	205,033	61,610	13,196	11,733	12,399	15,760	15,302	n.d.	n.d.	n.d.	n.d.	n.d.	4,777	n.d.	391,135	68,348	459,482
2018	178,170	59,441	14,165	12,379	12,525	17,542	16,067	n.d.	n.d.	n.d.	n.d.	n.d.	6,385	n.d.	369,801	73,599	443,399
Change	<b>-26,863</b>	<b>-2,169</b>	<b>969</b>	<b>646</b>	<b>126</b>	<b>1,782</b>	<b>765</b>	--	--	--	--	--	<b>1,608</b>	--	<b>-21,334</b>	<b>5,251</b>	<b>-16,083</b>
Change, %	<b>-13.1%</b>	<b>-3.5%</b>	<b>7.3%</b>	<b>5.5%</b>	<b>1.0%</b>	<b>11.3%</b>	<b>5.0%</b>	--	--	--	--	--	<b>33.7%</b>	--	<b>-5.5%</b>	<b>7.7%</b>	<b>-3.5%</b>

## LA PALMA


	United Kingdom	Germany	Belgium	France	Netherlands	Ireland	Italy	Switzerland	Denmark	Finland	Norway	Sweden	Nordics	Others	International	Mainland	TOTAL
2017	2,476	5,369	600	1,437	1,955	0	17	n.d.	n.d.	n.d.	n.d.	n.d.	24	n.d.	13,157	2,517	15,674
2018	1,789	6,062	536	1,020	1,744	0	186	n.d.	n.d.	n.d.	n.d.	n.d.	20	n.d.	13,310	3,771	17,081
Change	<b>-687</b>	<b>693</b>	<b>-64</b>	<b>-417</b>	<b>-211</b>	<b>0</b>	<b>169</b>	--	--	--	--	--	<b>-4</b>	--	<b>153</b>	<b>1,254</b>	<b>1,407</b>
Change, %	<b>-27.7%</b>	<b>12.9%</b>	<b>-10.7%</b>	<b>-29.0%</b>	<b>-10.8%</b>	--	<b>994.1%</b>	--	--	--	--	--	<b>-16.7%</b>	--	<b>1.2%</b>	<b>49.8%</b>	<b>9.0%</b>

Source: Frontur (ISTAC). Tourist arrivals by air.

Note: on the result of the estimated Canary Islands total arrivals, tourists from La Gomera and El Hierro are included. Only main tourists are taken into account in each island.

# Tourist arrivals in the Canary Islands (ISTAC)

January - June 2018



## CANARY ISLANDS

	United Kingdom	Germany	Belgium	France	Netherlands	Ireland	Italy	Switzerland	Denmark	Finland	Norway	Sweden	Nordics	Others	International	Mainland	TOTAL
2017	2,541,535	1,508,556	193,448	300,104	294,817	251,786	264,441	134,205	189,750	153,212	241,744	352,664	937,370	527,157	6,953,415	750,034	7,703,448
2018	2,428,658	1,487,145	198,437	306,839	305,337	274,270	242,510	139,500	184,013	151,468	228,922	346,362	910,766	541,152	6,834,614	761,602	7,596,212
Change	-112,877	-21,411	4,989	6,735	10,520	22,484	-21,931	5,295	-5,737	-1,744	-12,822	-6,302	-26,604	13,995	-118,802	11,568	-107,236
Change, %	-4.4%	-1.4%	2.6%	2.2%	3.6%	8.9%	-8.3%	3.9%	-3.0%	-1.1%	-5.3%	-1.8%	-2.8%	2.7%	-1.7%	1.5%	-1.4%

## LANZAROTE

	United Kingdom	Germany	Belgium	France	Netherlands	Ireland	Italy	Switzerland	Denmark	Finland	Norway	Sweden	Nordics	Others	International	Mainland	TOTAL
2017	681,909	162,766	20,837	74,390	49,613	125,876	33,882	n.d.	n.d.	n.d.	n.d.	n.d.	63,797	n.d.	1,285,216	99,486	1,384,701
2018	677,712	155,256	24,506	77,180	57,541	141,816	35,348	n.d.	n.d.	n.d.	n.d.	n.d.	59,818	n.d.	1,301,186	102,361	1,403,545
Change	-4,197	-7,510	3,669	2,790	7,928	15,940	1,466	--	--	--	--	--	-3,979	--	15,970	2,875	18,844
Change, %	-0.6%	-4.6%	17.6%	3.8%	16.0%	12.7%	4.3%	--	--	--	--	--	-6.2%	--	1.2%	2.9%	1.4%

## FUERTEVENTURA

	United Kingdom	Germany	Belgium	France	Netherlands	Ireland	Italy	Switzerland	Denmark	Finland	Norway	Sweden	Nordics	Others	International	Mainland	TOTAL
2017	265,481	415,410	7,321	60,169	35,388	20,136	58,394	n.d.	n.d.	n.d.	n.d.	n.d.	61,042	n.d.	1,006,135	54,168	1,060,305
2018	257,326	402,350	7,584	66,084	29,502	18,495	45,855	n.d.	n.d.	n.d.	n.d.	n.d.	58,235	n.d.	969,524	53,509	1,023,033
Change	-8,155	-13,060	263	5,915	-5,886	-1,641	-12,539	--	--	--	--	--	-2,807	--	-36,611	-659	-37,272
Change, %	-3.1%	-3.1%	3.6%	9.8%	-16.6%	-8.1%	-21.5%	--	--	--	--	--	-4.6%	--	-3.6%	-1.2%	-3.5%

## GRAN CANARIA

	United Kingdom	Germany	Belgium	France	Netherlands	Ireland	Italy	Switzerland	Denmark	Finland	Norway	Sweden	Nordics	Others	International	Mainland	TOTAL
2017	397,337	490,826	51,412	54,074	109,049	38,128	55,720	n.d.	n.d.	n.d.	n.d.	n.d.	530,215	n.d.	1,914,118	225,719	2,139,837
2018	384,780	461,602	53,715	52,570	114,745	41,236	50,587	n.d.	n.d.	n.d.	n.d.	n.d.	543,530	n.d.	1,904,585	242,630	2,147,215
Change	-12,557	-29,224	2,303	-1,504	5,696	3,108	-5,133	--	--	--	--	--	13,315	--	-9,534	16,911	7,378
Change, %	-3.2%	-6.0%	4.5%	-2.8%	5.2%	8.2%	-9.2%	--	--	--	--	--	2.5%	--	-0.5%	7.5%	0.3%

## TENERIFE

	United Kingdom	Germany	Belgium	France	Netherlands	Ireland	Italy	Switzerland	Denmark	Finland	Norway	Sweden	Nordics	Others	International	Mainland	TOTAL
2017	1,159,194	357,828	108,474	102,010	86,564	66,515	114,745	n.d.	n.d.	n.d.	n.d.	n.d.	263,783	n.d.	2,560,777	347,486	2,908,261
2018	1,076,837	375,669	107,261	103,123	89,751	71,755	108,976	n.d.	n.d.	n.d.	n.d.	n.d.	230,235	n.d.	2,471,086	341,336	2,812,421
Change	-82,358	17,841	-1,213	1,113	3,187	5,240	-5,769	--	--	--	--	--	-33,548	--	-89,691	-6,151	-95,840
Change, %	-7.1%	5.0%	-1.1%	1.1%	3.7%	7.9%	-5.0%	--	--	--	--	--	-12.7%	--	-3.5%	-1.8%	-3.3%

## LA PALMA


	United Kingdom	Germany	Belgium	France	Netherlands	Ireland	Italy	Switzerland	Denmark	Finland	Norway	Sweden	Nordics	Others	International	Mainland	TOTAL
2017	22,510	51,376	3,154	8,290	11,812	132	863	n.d.	n.d.	n.d.	n.d.	n.d.	14,605	n.d.	124,345	19,726	144,071
2018	19,385	58,737	3,182	6,757	12,178	329	1,085	n.d.	n.d.	n.d.	n.d.	n.d.	14,225	n.d.	127,278	18,829	146,108
Change	-3,126	7,361	28	-1,533	366	197	222	--	--	--	--	--	-380	--	2,933	-897	2,037
Change, %	-13.9%	14.3%	0.9%	-18.5%	3.1%	149.2%	25.7%	--	--	--	--	--	-2.6%	--	2.4%	-4.5%	1.4%

Source: Frontur (ISTAC). Tourist arrivals by air.

Note: on the result of the estimated Canary Islands total arrivals, tourists from La Gomera and El Hierro are included. Only main tourists are taken into account in each island.

# International tourist arrivals in Spain (INE)

June 2018



## BY COUNTRY OF RESIDENCE

### Monthly

	UK	Germany	Belgium	France	Netherlands	Ireland	Italy	Switzerland	Denmark	Finland	Norway	Sweden	Nordics	Russia	Portugal	Austria	Others	INTERNATIONAL
Jun-17	2,185,425	1,419,474	206,755	857,190	350,954	263,682	408,387	195,246	106,141	22,797	137,785	237,345	504,068	150,092	193,478	65,996	1,625,061	8,431,975
Jun-18	2,162,747	1,217,010	227,119	902,620	405,567	267,577	421,091	162,066	112,090	50,742	130,387	225,121	518,340	171,305	200,347	119,892	1,761,013	8,541,181
Change	-22,678	-202,464	20,364	45,430	54,613	3,895	12,704	-33,180	5,949	27,945	-7,398	-12,224	14,272	21,213	6,869	53,896	135,952	109,206
Change, %	-1.0%	-14.3%	9.8%	5.3%	15.6%	1.5%	3.1%	-17.0%	5.6%	122.6%	-5.4%	-5.2%	2.8%	14.1%	3.6%	81.7%	8.4%	1.3%

### Year-to-date

	UK	Germany	Belgium	France	Netherlands	Ireland	Italy	Switzerland	Denmark	Finland	Norway	Sweden	Nordics	Russia	Portugal	Austria	Others	INTERNATIONAL
Jan-Jun17	8,600,180	5,467,782	#####	4,755,496	1,570,494	933,723	1,851,279	910,541	662,450	313,004	641,462	1,105,964	2,722,880	457,237	880,961	377,969	6,883,242	36,455,033
Jan-Jun18	8,427,975	5,155,629	#####	4,823,602	1,733,319	949,358	1,876,968	814,729	669,542	473,204	721,651	948,667	2,813,064	506,340	975,769	385,522	7,528,400	37,114,849
Change	-172,205	-312,153	81,257	68,106	162,825	15,635	25,689	-95,812	7,092	160,200	80,189	-157,297	90,184	49,103	94,808	7,553	645,158	659,816
Change, %	-2.0%	-5.7%	8.0%	1.4%	10.4%	1.7%	1.4%	-10.5%	1.1%	51.2%	12.5%	-14.2%	3.3%	10.7%	10.8%	2.0%	9.4%	1.8%

## BY AUTONOMOUS COMMUNITY

### Monthly


	Canary Islands	Andalusia	Aragon	Asturias	Balearic Islands	Cantabria	C. y Leon	C. La Mancha	Catalonia	Valencian Region	Extremadura	Galicia	Madrid	Murcia	Navarre	Basque Country	La Rioja	SPAIN
Jun-17	1,034,652	1,164,980	34,276	17,759	2,101,520	30,707	116,955	19,789	2,026,356	873,923	33,287	148,014	594,801	75,891	30,905	119,508	8,464	8,431,975
Jun-18	1,001,439	1,168,936	43,252	20,218	2,121,369	37,821	101,750	15,203	2,090,369	901,893	32,079	146,063	602,037	80,940	31,384	123,689	22,738	8,541,181
Change	-33,213	3,956	8,976	2,459	19,849	7,114	-15,205	-4,586	64,013	27,970	-1,208	-1,951	7,236	5,049	479	4,181	14,274	109,206
Change, %	-3.2%	0.3%	26.2%	13.8%	0.9%	23.2%	-13.0%	-23.2%	3.2%	3.2%	-3.6%	-1.3%	1.2%	6.7%	1.5%	3.5%	168.6%	1.3%

### Year-to-date

	Canary Islands	Andalusia	Aragon	Asturias	Balearic Islands	Cantabria	C. y Leon	C. La Mancha	Catalonia	Valencian Region	Extremadura	Galicia	Madrid	Murcia	Navarre	Basque Country	La Rioja	SPAIN
Jan-Jun17	6,944,498	5,212,798	221,094	107,345	5,412,686	145,401	587,624	113,305	8,692,735	3,901,650	180,509	440,727	3,311,319	418,794	122,108	599,010	40,477	36,455,033
Jan-Jun18	6,795,592	5,315,611	281,035	97,851	5,433,227	155,387	576,691	99,759	8,619,746	4,102,291	200,028	615,894	3,467,207	446,772	136,824	692,505	57,557	37,114,849
Change	-148,906	102,813	59,941	-9,494	20,541	9,986	-10,933	-13,546	-72,989	200,641	19,519	175,167	155,888	27,978	14,716	93,495	17,080	659,816
Change, %	-2.1%	2.0%	27.1%	-8.8%	0.4%	6.9%	-1.9%	-12.0%	-0.8%	5.1%	10.8%	39.7%	4.7%	6.7%	12.1%	15.6%	42.2%	1.8%

# Tourist arrivals in the Canary Islands (ISTAC)

June 2018



## Number of tourists by holiday package booking

### June 2018

	Book	Do not book	TOTAL	% Book	% Do not book
<b>International</b>	632,128	371,372	1,003,500	63.0%	37.0%
- Germany	185,598	45,682	231,280	80.2%	19.8%
- Netherlands	32,311	9,378	41,689	77.5%	22.5%
- Ireland	26,867	36,085	62,952	42.7%	57.3%
- Nordics	18,840	14,551	33,391	56.4%	43.6%
- United Kingdom	239,166	171,130	410,295	58.3%	41.7%
- Switzerland	9,486	7,775	17,261	55.0%	45.0%
- Others	119,861	86,771	206,632	58.0%	42.0%
<b>Spanish Mainland</b>	68,686	96,811	165,497	41.5%	58.5%
<b>TOTAL</b>	700,814	468,183	1,168,996	60.0%	40.1%

### January - June 2018

	Book	Do not book	TOTAL	% Book	% Do not book
<b>International</b>	4,098,319	2,736,294	6,834,614	60.0%	40.0%
- Germany	1,086,634	400,510	1,487,145	73.1%	26.9%
- Netherlands	206,229	99,108	305,337	67.5%	32.5%
- Ireland	95,764	178,506	274,270	34.9%	65.1%
- Nordics	637,783	272,983	910,765	70.0%	30.0%
- United Kingdom	1,395,045	1,033,614	2,428,659	57.4%	42.6%
- Switzerland	66,923	72,577	139,500	48.0%	52.0%
- Others	609,942	678,997	1,288,940	47.3%	52.7%
<b>Spanish Mainland</b>	254,132	507,470	761,602	33.4%	66.6%
<b>TOTAL</b>	4,352,450	3,243,765	7,596,215	57.3%	42.7%

## Share of tourists by accommodation type

### June 2018

	Hotels	Rental	Property	Cruise	Others
<b>International</b>	81.9%	9.7%	2.3%	0.0%	6.1%
- Germany	86.4%	7.2%	2.7%	0.0%	3.7%
- Netherlands	86.5%	9.1%	0.9%	0.0%	3.5%
- Ireland	82.8%	10.1%	0.9%	0.0%	6.2%
- Nordics	79.8%	5.5%	6.1%	0.0%	8.5%
- United Kingdom	80.0%	11.1%	2.2%	0.1%	6.7%
- Switzerland	83.5%	10.7%	1.8%	0.0%	4.0%
- Others	79.7%	10.2%	2.2%	0.0%	7.8%
<b>Spanish Mainland</b>	80.8%	8.1%	1.2%	0.0%	9.9%
<b>TOTAL</b>	81.7%	9.5%	2.1%	0.0%	6.6%

### January - June 2018

	Hotels	Rental	Property	Cruise	Others
<b>International</b>	76.8%	9.8%	2.7%	2.4%	8.3%
- Germany	76.6%	8.7%	2.6%	6.4%	5.6%
- Netherlands	80.0%	10.7%	1.4%	1.4%	6.4%
- Ireland	75.2%	13.8%	2.0%	0.3%	8.7%
- Nordics	82.9%	8.9%	2.6%	0.0%	5.5%
- United Kingdom	76.9%	9.2%	2.6%	1.9%	9.5%
- Switzerland	74.9%	13.1%	3.9%	0.7%	7.4%
- Others	72.5%	11.5%	3.2%	1.0%	11.8%
<b>Spanish Mainland</b>	69.3%	9.7%	2.0%	0.8%	18.2%
<b>TOTAL</b>	76.1%	9.8%	2.6%	2.2%	9.3%

Source: Frontur (ISTAC). Tourist arrivals by air.

Note: on the result of the estimated Canary Islands total arrivals, tourists from La Gomera and El Hierro are included.

# Tourist arrivals in the Canary Islands (ISTAC)

June 2018



## Number of tourists by holiday package booking and island of stay

June 2018

	Lanzarote	Fuerteventura	Gran Canaria	Tenerife	La Palma	CANARY ISLANDS	
<b>Book</b>	<b>Total</b>	<b>143,621</b>	<b>132,579</b>	<b>175,555</b>	<b>244,449</b>	<b>9,163</b>	<b>700,814</b>
	- International	132,579	127,541	160,917	205,821	8,427	<b>632,128</b>
	- Spanish Mainland	11,042	5,038	14,638	38,628	736	<b>68,686</b>
<b>Do not book</b>	<b>Total</b>	<b>90,203</b>	<b>48,827</b>	<b>125,513</b>	<b>204,218</b>	<b>10,221</b>	<b>468,183</b>
	- International	77,048	40,027	86,746	167,422	6,551	<b>371,372</b>
	- Spanish Mainland	13,155	8,800	38,768	36,797	3,670	<b>96,811</b>
<b>TOTAL</b>	<b>All markets</b>	<b>233,824</b>	<b>181,406</b>	<b>301,068</b>	<b>448,667</b>	<b>19,384</b>	<b>1,168,996</b>
	- International	209,627	167,568	247,663	373,243	14,978	<b>1,003,500</b>
	- Spanish Mainland	24,197	13,838	53,405	75,424	4,406	<b>165,497</b>
<b>% book package</b>	<b>Total</b>	<b>61.4%</b>	<b>73.1%</b>	<b>58.3%</b>	<b>54.5%</b>	<b>47.3%</b>	<b>60.0%</b>
	- International	63.2%	76.1%	65.0%	55.1%	56.3%	<b>63.0%</b>
	- Spanish Mainland	45.6%	36.4%	27.4%	51.2%	16.7%	<b>41.5%</b>

January - June 2018

	Lanzarote	Fuerteventura	Gran Canaria	Tenerife	La Palma	CANARY ISLANDS	
<b>Book</b>	<b>Total</b>	<b>943,884</b>	<b>805,158</b>	<b>1,290,239</b>	<b>1,491,086</b>	<b>106,138</b>	<b>4,352,450</b>
	- International	903,122	778,524	1,233,776	1,343,948	98,659	<b>4,098,319</b>
	- Spanish Mainland	40,763	26,633	56,463	147,137	7,478	<b>254,132</b>
<b>Do not book</b>	<b>Total</b>	<b>569,703</b>	<b>309,724</b>	<b>919,933</b>	<b>1,428,880</b>	<b>92,489</b>	<b>3,243,765</b>
	- International	497,679	272,626	720,654	1,219,336	72,734	<b>2,736,294</b>
	- Spanish Mainland	72,025	37,096	199,280	209,546	19,755	<b>507,470</b>
<b>TOTAL</b>	<b>All markets</b>	<b>1,513,587</b>	<b>1,114,881</b>	<b>2,210,171</b>	<b>2,919,965</b>	<b>198,627</b>	<b>7,596,212</b>
	- International	1,400,801	1,051,151	1,954,431	2,563,283	171,394	<b>6,834,614</b>
	- Spanish Mainland	112,788	63,731	255,741	356,681	27,232	<b>761,602</b>
<b>% book package</b>	<b>Total</b>	<b>62.4%</b>	<b>72.2%</b>	<b>58.4%</b>	<b>51.1%</b>	<b>53.4%</b>	<b>57.3%</b>
	- International	64.5%	74.1%	63.1%	52.4%	57.6%	<b>60.0%</b>
	- Spanish Mainland	36.1%	41.8%	22.1%	41.3%	27.5%	<b>33.4%</b>

## Share of tourists by accommodation type and island of stay

June 2018

	Lanzarote	Fuerteventura	Gran Canaria	Tenerife	La Palma	CANARY ISLANDS	
<b>International</b>	Hotels	80.6%	86.6%	83.8%	79.9%	60.2%	<b>81.9%</b>
	Rental	13.5%	8.7%	6.2%	9.9%	25.7%	<b>9.7%</b>
	Property	1.6%	1.2%	1.8%	3.4%	4.6%	<b>2.3%</b>
	Cruise	0.1%	0.0%	0.0%	0.0%	0.1%	<b>0.0%</b>
	Others	4.3%	3.4%	8.1%	6.8%	9.4%	<b>6.1%</b>
<b>Spanish Mainland</b>	Hotels	83.2%	72.2%	78.4%	83.4%	75.3%	<b>80.8%</b>
	Rental	2.1%	16.6%	6.2%	9.5%	16.5%	<b>8.1%</b>
	Property	1.0%	1.7%	1.5%	0.7%	1.6%	<b>1.2%</b>
	Cruise	0.0%	0.0%	0.0%	0.0%	0.0%	<b>0.0%</b>
	Others	13.7%	9.5%	13.9%	6.3%	6.6%	<b>9.9%</b>
<b>TOTAL</b>	Hotels	80.8%	85.5%	82.9%	80.5%	63.7%	<b>81.7%</b>
	Rental	12.3%	9.3%	6.2%	9.8%	23.6%	<b>9.5%</b>
	Property	1.5%	1.3%	1.8%	2.9%	3.9%	<b>2.1%</b>
	Cruise	0.1%	0.0%	0.0%	0.0%	0.1%	<b>0.0%</b>
	Others	5.3%	3.9%	9.2%	6.8%	8.8%	<b>6.6%</b>

January - June 2018

	Lanzarote	Fuerteventura	Gran Canaria	Tenerife	La Palma	CANARY ISLANDS	
<b>International</b>	Hotels	74.7%	79.8%	73.0%	74.1%	45.9%	<b>76.8%</b>
	Rental	11.7%	8.7%	9.6%	7.5%	24.1%	<b>9.8%</b>
	Property	1.1%	1.9%	2.4%	3.8%	3.5%	<b>2.7%</b>
	Cruise	5.4%	6.2%	6.4%	4.3%	18.2%	<b>2.4%</b>
	Others	7.1%	3.4%	8.5%	10.3%	8.3%	<b>8.3%</b>
<b>Spanish Mainland</b>	Hotels	75.5%	65.5%	61.9%	71.9%	46.8%	<b>69.3%</b>
	Rental	3.5%	12.0%	11.2%	8.9%	22.8%	<b>9.7%</b>
	Property	1.8%	2.9%	2.2%	1.7%	1.8%	<b>2.0%</b>
	Cruise	3.7%	6.2%	1.9%	1.5%	15.1%	<b>0.8%</b>
	Others	15.5%	13.4%	22.9%	16.1%	13.5%	<b>18.2%</b>
<b>TOTAL</b>	Hotels	74.7%	79.0%	71.7%	73.9%	46.0%	<b>76.1%</b>
	Rental	11.1%	8.9%	9.8%	7.7%	24.0%	<b>9.8%</b>
	Property	1.2%	1.9%	2.4%	3.5%	3.2%	<b>2.6%</b>
	Cruise	5.2%	6.2%	5.9%	3.9%	17.8%	<b>2.2%</b>
	Others	7.8%	4.0%	10.2%	11.0%	9.0%	<b>9.3%</b>

Source: Frontur (ISTAC). Tourist arrivals by air.

Note: in the islands are included tourists who have chosen the island as the main destination of their trip or as a secondary destination.