

Tourist arrivals in the Canary Islands (ISTAC)

June 2022 (vs. 2019)



CANARY ISLANDS

| | United Kingdom | Germany | Belgium | France | Netherlands | Ireland | Italy | Switzerland | Denmark | Finland | Norway | Sweden | Nordics | Others | International | Mainland | TOTAL |
|-----------|----------------|---------|---------|--------|-------------|---------|--------|-------------|---------|---------|--------|--------|---------|--------|---------------|----------|-----------|
| 2019 | 421,451 | 184,752 | 30,395 | 41,716 | 39,727 | 55,938 | 30,681 | 14,868 | 8,784 | 891 | 11,462 | 11,599 | 32,736 | 96,757 | 949,020 | 178,347 | 1,127,367 |
| 2022 | 419,531 | 148,945 | 28,682 | 49,848 | 47,030 | 51,832 | 50,606 | 8,623 | 10,807 | 658 | 6,602 | 6,729 | 24,796 | 92,251 | 922,142 | 183,816 | 1,105,959 |
| Change | -1,920 | -35,807 | -1,713 | 8,132 | 7,303 | -4,106 | 19,925 | -6,245 | 2,023 | -233 | -4,860 | -4,870 | -7,940 | -4,506 | -26,878 | 5,469 | -21,408 |
| Change, % | -0.5% | -19.4% | -5.6% | 19.5% | 18.4% | -7.3% | 64.9% | -42.0% | 23.0% | -26.2% | -42.4% | -42.0% | -24.3% | -4.7% | -2.8% | 3.1% | -1.90% |

LANZAROTE

| | United Kingdom | Germany | Belgium | France | Netherlands | Ireland | Italy | Switzerland | Denmark | Finland | Norway | Sweden | Nordics | Others | International | Mainland | TOTAL |
|-----------|----------------|---------|---------|--------|-------------|---------|-------|-------------|---------|---------|--------|--------|---------|--------|---------------|----------|---------|
| 2019 | 122,258 | 18,506 | 4,023 | 10,577 | 6,017 | 31,184 | 6,190 | - | - | - | - | - | 2,076 | 10,879 | 211,709 | 25,483 | 237,192 |
| 2022 | 111,717 | 14,246 | 3,859 | 12,813 | 5,508 | 27,280 | 7,725 | - | - | - | - | - | 2,735 | 6,747 | 192,629 | 33,715 | 226,344 |
| Change | -10,541 | -4,260 | -164 | 2,236 | -509 | -3,904 | 1,535 | -- | -- | -- | -- | -- | 659 | -4,132 | -19,080 | 8,232 | -10,848 |
| Change, % | -8.6% | -23.0% | -4.1% | 21.1% | -8.5% | -12.5% | 24.8% | -- | -- | -- | -- | -- | 31.7% | -38.0% | -9.0% | 32.3% | -4.6% |

FUERTEVENTURA

| | United Kingdom | Germany | Belgium | France | Netherlands | Ireland | Italy | Switzerland | Denmark | Finland | Norway | Sweden | Nordics | Others | International | Mainland | TOTAL |
|-----------|----------------|---------|---------|--------|-------------|---------|--------|-------------|---------|---------|--------|--------|---------|--------|---------------|----------|---------|
| 2019 | 42,701 | 58,448 | 1,053 | 8,265 | 3,448 | 3,690 | 6,290 | - | - | - | - | - | 2,342 | 15,199 | 141,436 | 15,721 | 157,157 |
| 2022 | 44,804 | 51,239 | 1,847 | 7,976 | 3,694 | 3,193 | 11,643 | - | - | - | - | - | 2,369 | 35,560 | 162,323 | 15,290 | 177,613 |
| Change | 2,103 | -7,209 | 794 | -289 | 246 | -497 | 5,353 | -- | -- | -- | -- | -- | 27 | 20,361 | 20,887 | -431 | 20,456 |
| Change, % | 4.9% | -12.3% | 75.4% | -3.5% | 7.1% | -13.5% | 85.1% | -- | -- | -- | -- | -- | 1.2% | 134.0% | 14.8% | -2.7% | 13.0% |

GRAN CANARIA

| | United Kingdom | Germany | Belgium | France | Netherlands | Ireland | Italy | Switzerland | Denmark | Finland | Norway | Sweden | Nordics | Others | International | Mainland | TOTAL |
|-----------|----------------|---------|---------|--------|-------------|---------|-------|-------------|---------|---------|--------|--------|---------|--------|---------------|----------|---------|
| 2019 | 67,652 | 53,805 | 9,909 | 6,168 | 16,977 | 6,393 | 5,976 | - | - | - | - | - | 20,953 | 29,347 | 217,181 | 50,445 | 267,626 |
| 2022 | 73,428 | 46,691 | 7,310 | 8,446 | 21,679 | 7,077 | 7,945 | - | - | - | - | - | 16,634 | 20,663 | 209,871 | 50,115 | 259,986 |
| Change | 5,776 | -7,114 | -2,599 | 2,278 | 4,702 | 684 | 1,969 | -- | -- | -- | -- | -- | -4,319 | -8,684 | -7,310 | -330 | -7,640 |
| Change, % | 8.5% | -13.2% | -26.2% | 36.9% | 27.7% | 10.7% | 32.9% | -- | -- | -- | -- | -- | -20.6% | -29.6% | -3.4% | -0.7% | -2.9% |

TENERIFE

| | United Kingdom | Germany | Belgium | France | Netherlands | Ireland | Italy | Switzerland | Denmark | Finland | Norway | Sweden | Nordics | Others | International | Mainland | TOTAL |
|-----------|----------------|---------|---------|--------|-------------|---------|--------|-------------|---------|---------|--------|--------|---------|---------|---------------|----------|---------|
| 2019 | 185,206 | 45,968 | 14,625 | 15,596 | 11,646 | 14,671 | 12,114 | - | - | - | - | - | 7,213 | 54,260 | 361,299 | 82,050 | 443,349 |
| 2022 | 187,680 | 33,510 | 15,366 | 20,455 | 15,320 | 14,282 | 23,254 | - | - | - | - | - | 3,011 | 36,785 | 349,663 | 79,803 | 429,466 |
| Change | 2,474 | -12,458 | 741 | 4,859 | 3,674 | -389 | 11,140 | -- | -- | -- | -- | -- | -4,202 | -17,475 | -11,636 | -2,247 | -13,883 |
| Change, % | 1.3% | -27.1% | 5.1% | 31.2% | 31.5% | -2.7% | 92.0% | -- | -- | -- | -- | -- | -58.3% | -32.2% | -3.2% | -2.7% | -3.1% |

LA PALMA

| | United Kingdom | Germany | Belgium | France | Netherlands | Ireland | Italy | Switzerland | Denmark | Finland | Norway | Sweden | Nordics | Others | International | Mainland | TOTAL |
|-----------|----------------|---------|---------|--------|-------------|---------|--------|-------------|---------|---------|--------|--------|---------|--------|---------------|----------|--------|
| 2019 | 1,623 | 6,141 | 407 | 1,000 | 1,369 | 0 | 58 | - | - | - | - | - | 114 | 1,724 | 12,436 | 3,971 | 16,407 |
| 2022 | 1,583 | 2,508 | 225 | 110 | 830 | 0 | 38 | - | - | - | - | - | 40 | 990 | 6,324 | 4,435 | 10,759 |
| Change | -40 | -3,633 | -182 | -890 | -539 | 0 | -20 | -- | -- | -- | -- | -- | -74 | -734 | -6,112 | 464 | -5,648 |
| Change, % | -2.5% | -59.2% | -44.7% | -89.0% | -39.4% | -- | -34.5% | -- | -- | -- | -- | -- | -64.9% | -42.6% | -49.1% | 11.7% | -34.4% |

Source: Frontur (ISTAC). Tourist arrivals by air.

Note: on the result of the estimated Canary Islands total arrivals, tourists from La Gomera and El Hierro are included. Only main tourists are taken into account in each island.

Tourist arrivals in the Canary Islands (ISTAC)

January - June 2022 (vs. 2019)



CANARY ISLANDS

| | United Kingdom | Germany | Belgium | France | Netherlands | Ireland | Italy | Switzerland | Denmark | Finland | Norway | Sweden | Nordics | Others | International | Mainland | TOTAL |
|-----------|----------------|-----------|---------|---------|-------------|---------|---------|-------------|---------|---------|---------|----------|----------|---------|---------------|----------|-----------|
| 2019 | 2,461,859 | 1,348,448 | 199,509 | 295,968 | 280,742 | 280,567 | 227,409 | 122,619 | 166,710 | 146,468 | 233,091 | 298,431 | 844,700 | 561,764 | 6,623,580 | 894,797 | 7,518,377 |
| 2022 | 2,215,354 | 1,047,264 | 178,023 | 356,622 | 314,268 | 255,384 | 273,993 | 63,757 | 179,525 | 87,433 | 145,707 | 158,470 | 571,135 | 566,953 | 5,842,746 | 823,265 | 6,666,012 |
| Change | -246,505 | -301,184 | -21,486 | 60,654 | 33,526 | -25,183 | 46,584 | -58,862 | 12,815 | -59,035 | -87,384 | -139,961 | -273,565 | 5,189 | -780,834 | -71,532 | -852,365 |
| Change, % | -10.0% | -22.3% | -10.8% | 20.5% | 11.9% | -9.0% | 20.5% | -48.0% | 7.7% | -40.3% | -37.5% | -46.9% | -32.4% | 0.9% | -11.8% | -8.0% | -11.3% |

LANZAROTE

| | United Kingdom | Germany | Belgium | France | Netherlands | Ireland | Italy | Switzerland | Denmark | Finland | Norway | Sweden | Nordics | Others | International | Mainland | TOTAL |
|-----------|----------------|---------|---------|--------|-------------|---------|--------|-------------|---------|---------|--------|--------|---------|---------|---------------|----------|-----------|
| 2019 | 706,636 | 155,254 | 24,870 | 77,632 | 46,753 | 148,568 | 33,054 | - | - | - | - | - | 51,355 | 67,126 | 1,311,245 | 126,044 | 1,437,289 |
| 2022 | 574,398 | 104,005 | 20,333 | 84,235 | 47,745 | 115,759 | 36,780 | - | - | - | - | - | 41,464 | 55,986 | 1,080,700 | 138,330 | 1,219,029 |
| Change | -132,238 | -51,249 | -4,537 | 6,603 | 992 | -32,809 | 3,726 | -- | -- | -- | -- | -- | -9,891 | -11,140 | -230,545 | 12,286 | -218,260 |
| Change, % | -18.7% | -33.0% | -18.2% | 8.5% | 2.1% | -22.1% | 11.3% | -- | -- | -- | -- | -- | -19.3% | -16.6% | -17.6% | 9.7% | -15.2% |

FUERTEVENTURA

| | United Kingdom | Germany | Belgium | France | Netherlands | Ireland | Italy | Switzerland | Denmark | Finland | Norway | Sweden | Nordics | Others | International | Mainland | TOTAL |
|-----------|----------------|---------|---------|--------|-------------|---------|--------|-------------|---------|---------|--------|--------|---------|---------|---------------|----------|---------|
| 2019 | 257,608 | 325,026 | 7,535 | 55,944 | 25,313 | 17,370 | 39,075 | - | - | - | - | - | 45,538 | 88,711 | 862,118 | 66,029 | 928,148 |
| 2022 | 241,473 | 292,685 | 7,994 | 63,990 | 29,440 | 15,796 | 51,361 | - | - | - | - | - | 33,823 | 102,486 | 839,044 | 64,333 | 903,376 |
| Change | -16,135 | -32,341 | 459 | 8,046 | 4,127 | -1,574 | 12,286 | -- | -- | -- | -- | -- | -11,715 | 13,775 | -23,074 | -1,696 | -24,772 |
| Change, % | -6.3% | -10.0% | 6.1% | 14.4% | 16.3% | -9.1% | 31.4% | -- | -- | -- | -- | -- | -25.7% | 15.5% | -2.7% | -2.6% | -2.7% |

GRAN CANARIA

| | United Kingdom | Germany | Belgium | France | Netherlands | Ireland | Italy | Switzerland | Denmark | Finland | Norway | Sweden | Nordics | Others | International | Mainland | TOTAL |
|-----------|----------------|----------|---------|--------|-------------|---------|--------|-------------|---------|---------|--------|--------|----------|---------|---------------|----------|-----------|
| 2019 | 352,396 | 444,623 | 50,879 | 43,777 | 110,259 | 36,584 | 49,207 | - | - | - | - | - | 520,015 | 195,061 | 1,802,799 | 284,164 | 2,086,964 |
| 2022 | 341,558 | 320,561 | 43,674 | 53,289 | 126,746 | 36,488 | 50,153 | - | - | - | - | - | 345,039 | 152,803 | 1,470,309 | 234,274 | 1,704,583 |
| Change | -10,838 | -124,062 | -7,205 | 9,512 | 16,487 | -96 | 946 | -- | -- | -- | -- | -- | -174,976 | -42,258 | -332,490 | -49,890 | -382,381 |
| Change, % | -3.1% | -27.9% | -14.2% | 21.7% | 15.0% | -0.3% | 1.9% | -- | -- | -- | -- | -- | -33.6% | -21.7% | -18.4% | -17.6% | -18.3% |

TENERIFE

| | United Kingdom | Germany | Belgium | France | Netherlands | Ireland | Italy | Switzerland | Denmark | Finland | Norway | Sweden | Nordics | Others | International | Mainland | TOTAL |
|-----------|----------------|---------|---------|---------|-------------|---------|---------|-------------|---------|---------|--------|--------|---------|---------|---------------|----------|-----------|
| 2019 | 1,118,565 | 334,007 | 110,639 | 110,459 | 85,895 | 77,122 | 104,831 | - | - | - | - | - | 216,710 | 315,650 | 2,473,875 | 393,980 | 2,867,856 |
| 2022 | 1,045,717 | 293,283 | 104,361 | 150,607 | 105,098 | 86,571 | 134,935 | - | - | - | - | - | 146,644 | 310,861 | 2,378,075 | 354,433 | 2,732,507 |
| Change | -72,848 | -40,724 | -6,278 | 40,148 | 19,203 | 9,449 | 30,104 | -- | -- | -- | -- | -- | -70,066 | -4,789 | -95,800 | -39,547 | -135,349 |
| Change, % | -6.5% | -12.2% | -5.7% | 36.3% | 22.4% | 12.3% | 28.7% | -- | -- | -- | -- | -- | -32.3% | -1.5% | -3.9% | -10.0% | -4.7% |

LA PALMA


| | United Kingdom | Germany | Belgium | France | Netherlands | Ireland | Italy | Switzerland | Denmark | Finland | Norway | Sweden | Nordics | Others | International | Mainland | TOTAL |
|-----------|----------------|---------|---------|--------|-------------|---------|--------|-------------|---------|---------|--------|--------|---------|--------|---------------|----------|---------|
| 2019 | 14,040 | 53,289 | 3,019 | 5,739 | 10,464 | 196 | 964 | - | - | - | - | - | 7,119 | 11,945 | 106,774 | 21,206 | 127,980 |
| 2022 | 5,790 | 14,253 | 1,116 | 1,568 | 3,168 | 247 | 569 | - | - | - | - | - | 638 | 5,833 | 33,180 | 27,037 | 60,215 |
| Change | -8,250 | -39,036 | -1,903 | -4,171 | -7,296 | 51 | -395 | -- | -- | -- | -- | -- | -6,481 | -6,112 | -73,594 | 5,831 | -67,765 |
| Change, % | -58.8% | -73.3% | -63.0% | -72.7% | -69.7% | 26.0% | -41.0% | -- | -- | -- | -- | -- | -91.0% | -51.2% | -68.9% | 27.5% | -52.9% |

Source: Frontur (ISTAC). Tourist arrivals by air.

Note: on the result of the estimated Canary Islands total arrivals, tourists from La Gomera and El Hierro are included. Only main tourists are taken into account in each island.

International tourist arrivals in Spain (INE)

June 2022



BY COUNTRY OF RESIDENCE

Monthly

| | UK | Germany | Belgium | France | Netherlands | Ireland | Italy | Switzerland | Denmark | Finland | Norway | Sweden | Nordics | Russia | Portugal | Austria | Others | INTERNATIONAL |
|-----------|-----------|-----------|---------|---------|-------------|---------|---------|-------------|---------|---------|---------|---------|----------|---------|----------|---------|-----------|---------------|
| Jun-19 | 2,074,006 | 1,295,337 | 245,796 | 958,217 | 395,792 | 282,177 | 405,887 | 190,718 | 101,010 | 60,191 | 119,986 | 216,547 | 497,734 | 182,043 | 229,556 | 153,389 | 1,865,611 | 8,833,893 |
| Jun-22 | 1,803,609 | 1,129,157 | 211,949 | 865,973 | 384,605 | 240,284 | 402,191 | 152,452 | 82,723 | 37,592 | 119,365 | 140,002 | 379,682 | -- | 233,975 | 91,373 | 1,488,082 | 7,460,277 |
| Change | -270,397 | -166,180 | -33,847 | -92,244 | -11,187 | -41,893 | -3,696 | -38,266 | -18,287 | -22,599 | -621 | -76,545 | -118,052 | -- | 4,419 | -62,016 | -377,529 | -1,373,616 |
| Change, % | -13.0% | -12.8% | -13.8% | -9.6% | -2.8% | -14.8% | -0.9% | -20.1% | -18.1% | -37.5% | -0.5% | -35.3% | -23.7% | -- | 1.9% | -40.4% | -20.2% | -15.5% |

Year-to-date

| | UK | Germany | Belgium | France | Netherlands | Ireland | Italy | Switzerland | Denmark | Finland | Norway | Sweden | Nordics | Russia | Portugal | Austria | Others | INTERNATIONAL |
|-------------|------------|-----------|-----------|-----------|-------------|----------|-----------|-------------|---------|----------|----------|-----------|-----------|---------|-----------|----------|------------|---------------|
| Jan-Jun 19 | 8,288,927 | 5,328,714 | 1,113,929 | 4,687,505 | 1,661,654 | 998,252 | 2,026,821 | 778,277 | 544,819 | 397,558 | 676,837 | 1,025,718 | 2,644,932 | 577,210 | 1,091,945 | 572,713 | 8,103,775 | 38,124,852 |
| Jan-June 22 | 6,468,369 | 4,375,029 | 1,009,748 | 3,937,684 | 1,698,406 | 897,370 | 1,612,347 | 700,112 | 501,731 | 209,018 | 521,092 | 635,629 | 1,867,470 | -- | 931,917 | 453,819 | 5,868,407 | 30,204,754 |
| Change | -1,820,558 | -953,685 | -104,181 | -749,821 | 36,752 | -100,882 | -414,474 | -78,165 | -43,088 | -188,540 | -155,745 | -390,089 | -777,462 | -- | -160,028 | -118,894 | -2,235,368 | -7,920,098 |
| Change, % | -22.0% | -17.9% | -9.4% | -16.0% | 2.2% | -10.1% | -20.4% | -10.0% | -7.9% | -47.4% | -23.0% | -38.0% | -29.4% | -- | -14.7% | -20.8% | -27.6% | -20.8% |

BY AUTONOMOUS COMMUNITY

Monthly


| | Canary Islands | Andalusia | Aragon | Asturias | Canary Islands | Cantabria | C. y Leon | C. La Mancha | Catalonia | Canary Region | Extremadura | Galicia | Madrid | Murcia | Navarre | Canary Country | La Rioja | SPAIN |
|-----------|----------------|-----------|---------|----------|----------------|-----------|-----------|--------------|-----------|---------------|-------------|---------|---------|---------|---------|----------------|----------|------------|
| Jun-19 | 931,782 | 1,243,394 | 50,013 | 30,738 | 2,065,353 | 33,971 | 120,283 | 19,678 | 2,176,726 | 938,591 | 0 | 145,895 | 702,026 | 103,546 | 45,871 | 167,157 | 0 | 8,833,893 |
| Jun-22 | 900,683 | 1,009,404 | 27,464 | 24,615 | 1,958,645 | 28,090 | 79,154 | 0 | 1,610,468 | 834,998 | 0 | 113,619 | 605,218 | 72,278 | 0 | 133,249 | 0 | 7,460,277 |
| Change | -31,099 | -233,990 | -22,549 | -6,123 | -106,708 | -5,881 | -41,129 | -19,678 | -566,258 | -103,593 | 0 | -32,276 | -96,808 | -31,268 | -45,871 | -33,908 | 0 | -1,373,616 |
| Change, % | -3.3% | -18.8% | -45.1% | -19.9% | -5.2% | -17.3% | -34.2% | -100.0% | -26.0% | -11.0% | -- | -22.1% | -13.8% | -30.2% | -100.0% | -20.3% | -- | -15.5% |

Year-to-date

| | Canary Islands | Andalusia | Aragon | Asturias | Canary Islands | Cantabria | C. y Leon | C. La Mancha | Catalonia | Canary Region | Extremadura | Galicia | Madrid | Murcia | Navarre | Canary Country | La Rioja | SPAIN |
|-------------|----------------|------------|---------|----------|----------------|-----------|-----------|--------------|------------|---------------|-------------|----------|------------|----------|---------|----------------|----------|------------|
| Jan-Jun 19 | 6,605,103 | 5,624,304 | 248,091 | 69,316 | 5,540,163 | 131,046 | 543,178 | 124,682 | 8,904,773 | 4,143,784 | 45,276 | 673,316 | 3,867,991 | 465,637 | 45,871 | 737,436 | 0 | 38,124,852 |
| Jan-June 22 | 5,745,662 | 4,311,883 | 194,562 | 103,613 | 5,199,107 | 105,724 | 368,718 | 10,409 | 6,018,452 | 3,575,960 | 24,193 | 504,777 | 2,696,395 | 354,282 | 12,525 | 642,360 | 0 | 30,204,754 |
| Change | -859,441 | -1,312,421 | -53,529 | 34,297 | -341,056 | -25,322 | -174,460 | -114,273 | -2,886,321 | -567,824 | -21,083 | -168,539 | -1,171,596 | -111,355 | -33,346 | -95,076 | 0 | -7,920,098 |
| Change, % | -13.0% | -23.3% | -21.6% | 49.5% | -6.2% | -19.3% | -32.1% | -91.7% | -32.4% | -13.7% | -46.6% | -25.0% | -30.3% | -23.9% | -72.7% | -12.9% | -- | -20.8% |

Tourist arrivals in the Canary Islands (ISTAC)

June 2022



Number of tourists by holiday package booking and country of residence

June 2022

| | Book | Do not book | TOTAL | % Book | % Do not book |
|-------------------------|---------|-------------|-----------|--------|---------------|
| International | 478,318 | 443,824 | 922,143 | 51.9% | 48.1% |
| - Germany | 108,964 | 39,980 | 148,945 | 73.2% | 26.8% |
| - Netherlands | 33,531 | 13,500 | 47,030 | 71.3% | 28.7% |
| - Ireland | 17,227 | 34,605 | 51,832 | 33.2% | 66.8% |
| - Nordics | 16,041 | 8,754 | 24,795 | 64.7% | 35.3% |
| - United Kingdom | 212,495 | 207,036 | 419,531 | 50.7% | 49.3% |
| - Switzerland | 2,417 | 6,206 | 8,623 | 28.0% | 72.0% |
| - Others | 87,643 | 133,743 | 221,387 | 39.6% | 60.4% |
| Spanish Mainland | 35,588 | 148,228 | 183,816 | 19.4% | 80.6% |
| TOTAL | 513,906 | 592,052 | 1,105,959 | 46.5% | 53.5% |

January - June 2022

| | Book | Do not book | TOTAL | % Book | % Do not book |
|-------------------------|-----------|-------------|-----------|--------|---------------|
| International | 3,069,694 | 2,773,054 | 5,842,750 | 52.5% | 47.5% |
| - Germany | 643,294 | 403,970 | 1,047,264 | 61.4% | 38.6% |
| - Netherlands | 196,728 | 117,540 | 314,268 | 62.6% | 37.4% |
| - Ireland | 67,523 | 187,863 | 255,384 | 26.4% | 73.6% |
| - Nordics | 438,249 | 132,883 | 571,132 | 76.7% | 23.3% |
| - United Kingdom | 1,269,852 | 945,500 | 2,215,354 | 57.3% | 42.7% |
| - Switzerland | 17,942 | 45,814 | 63,757 | 28.1% | 71.9% |
| - Others | 436,106 | 939,484 | 1,375,591 | 31.7% | 68.3% |
| Spanish Mainland | 121,861 | 701,404 | 823,265 | 14.8% | 85.2% |
| TOTAL | 3,191,555 | 3,474,458 | 6,666,015 | 47.9% | 52.1% |

Share of tourists by accommodation type and country of residence

June 2022

| | Hotels and similar | Apartments | Property | Cruise | Others |
|-------------------------|--------------------|------------|----------|--------|--------|
| International | 67.4% | 19.8% | 3.4% | 0.2% | 9.2% |
| - Germany | 80.1% | 10.8% | 2.7% | 1.2% | 5.2% |
| - Netherlands | 70.6% | 24.6% | 1.0% | 0.0% | 3.7% |
| - Ireland | 58.6% | 30.1% | 4.0% | 0.0% | 7.3% |
| - Nordics | 71.4% | 19.0% | 4.4% | 0.0% | 5.1% |
| - United Kingdom | 62.1% | 25.4% | 3.9% | 0.1% | 8.5% |
| - Switzerland | 77.3% | 11.7% | 1.9% | 0.0% | 9.0% |
| - Others | 69.3% | 12.2% | 3.3% | 0.0% | 15.1% |
| Spanish Mainland | 64.3% | 10.3% | 1.3% | 0.0% | 24.0% |
| TOTAL | 66.9% | 18.2% | 3.0% | 0.2% | 11.6% |

January - June 2022


| | Hotels and similar | Apartments | Property | Cruise | Others |
|-------------------------|--------------------|------------|----------|--------|--------|
| International | 71.8% | 12.2% | 3.4% | 1.9% | 10.8% |
| - Germany | 69.1% | 8.8% | 4.1% | 7.5% | 10.5% |
| - Netherlands | 76.2% | 15.2% | 1.9% | 0.1% | 6.5% |
| - Ireland | 62.2% | 23.9% | 4.2% | 0.2% | 9.6% |
| - Nordics | 86.7% | 4.5% | 3.3% | 0.1% | 5.4% |
| - United Kingdom | 73.8% | 14.0% | 2.8% | 1.1% | 8.4% |
| - Switzerland | 71.0% | 11.4% | 4.7% | 0.3% | 12.5% |
| - Others | 65.4% | 12.2% | 3.9% | 0.4% | 18.2% |
| Spanish Mainland | 57.8% | 12.1% | 1.4% | 0.0% | 28.6% |
| TOTAL | 70.1% | 12.2% | 3.1% | 1.6% | 13.0% |

Source: Frontur (ISTAC). Tourist arrivals by air.

Note: on the result of the estimated Canary Islands total arrivals, tourists from La Gomera and El Hierro are included.

Tourist arrivals in the Canary Islands (ISTAC)

June 2022



Number of tourists by holiday package booking and island of stay

| | | June 2022 | | | | | |
|----------------|--------------------|----------------|----------------|----------------|----------------|---------------|------------------|
| | | Lanzarote | Fuerteventura | Gran Canaria | Tenerife | La Palma | CANARY ISLANDS |
| Book | Total | 110,213 | 93,752 | 136,695 | 174,711 | 3,096 | 513,906 |
| | - International | 103,275 | 89,523 | 128,667 | 158,399 | 2,830 | 478,318 |
| | - Spanish Mainland | 6,938 | 4,229 | 8,028 | 16,312 | 266 | 35,588 |
| Do not book | Total | 119,272 | 87,683 | 126,132 | 258,460 | 9,623 | 592,052 |
| | - International | 91,793 | 75,392 | 82,549 | 194,001 | 4,930 | 443,824 |
| | - Spanish Mainland | 27,479 | 12,291 | 43,583 | 64,459 | 4,693 | 148,228 |
| TOTAL | All markets | 229,483 | 181,434 | 262,828 | 433,171 | 12,720 | 1,105,959 |
| | - International | 195,067 | 164,915 | 211,217 | 352,400 | 7,761 | 922,143 |
| | - Spanish Mainland | 34,416 | 16,519 | 51,611 | 80,771 | 4,959 | 183,816 |
| % book package | Total | 48.0% | 51.7% | 52.0% | 40.3% | 24.3% | 46.5% |
| | - International | 52.9% | 54.3% | 60.9% | 44.9% | 36.5% | 51.9% |
| | - Spanish Mainland | 20.2% | 25.6% | 15.6% | 20.2% | 5.4% | 19.4% |

| | | January - June 2022 | | | | | |
|----------------|--------------------|---------------------|----------------|------------------|------------------|----------------|------------------|
| | | Lanzarote | Fuerteventura | Gran Canaria | Tenerife | La Palma | CANARY ISLANDS |
| Book | Total | 585,347 | 556,862 | 958,998 | 1,202,697 | 48,470 | 3,191,555 |
| | - International | 565,920 | 545,977 | 939,191 | 1,131,322 | 45,459 | 3,069,694 |
| | - Spanish Mainland | 19,427 | 10,885 | 19,807 | 71,375 | 3,011 | 121,861 |
| Do not book | Total | 679,652 | 389,870 | 796,621 | 1,587,850 | 59,489 | 3,474,458 |
| | - International | 557,686 | 332,443 | 575,209 | 1,296,344 | 32,105 | 2,773,054 |
| | - Spanish Mainland | 121,966 | 57,427 | 221,412 | 291,506 | 27,384 | 701,404 |
| TOTAL | All markets | 1,264,996 | 946,730 | 1,755,619 | 2,790,546 | 107,963 | 6,666,015 |
| | - International | 1,123,604 | 878,419 | 1,514,401 | 2,427,665 | 77,566 | 5,842,750 |
| | - Spanish Mainland | 141,392 | 68,311 | 241,218 | 362,881 | 30,397 | 823,265 |
| % book package | Total | 46.3% | 58.8% | 54.6% | 43.1% | 44.9% | 47.9% |
| | - International | 50.4% | 62.2% | 62.0% | 46.6% | 58.6% | 52.5% |
| | - Spanish Mainland | 13.7% | 15.9% | 8.2% | 19.7% | 9.9% | 14.8% |

Share of tourists by accommodation type and island of stay

| | | June 2022 | | | | | |
|------------------|------------|-----------|---------------|--------------|----------|----------|----------------|
| | | Lanzarote | Fuerteventura | Gran Canaria | Tenerife | La Palma | CANARY ISLANDS |
| International | Hotels | 62.3% | 64.0% | 71.1% | 68.9% | 47.5% | 67.4% |
| | Apartments | 26.6% | 20.0% | 17.9% | 17.1% | 20.9% | 19.8% |
| | Property | 2.7% | 5.0% | 3.1% | 3.1% | 2.7% | 3.4% |
| | Cruise | 0.9% | 0.2% | 1.0% | 0.5% | 7.5% | 0.2% |
| | Others | 7.4% | 10.8% | 7.0% | 10.4% | 21.5% | 9.2% |
| Spanish Mainland | Hotels | 57.2% | 66.7% | 65.7% | 66.9% | 44.7% | 64.3% |
| | Apartments | 13.8% | 13.9% | 7.9% | 9.6% | 15.4% | 10.3% |
| | Property | 2.0% | 2.1% | 1.5% | 0.7% | 2.9% | 1.3% |
| | Cruise | 0.0% | 0.0% | 0.0% | 0.0% | 0.0% | 0.0% |
| | Others | 27.0% | 17.4% | 24.9% | 22.8% | 37.0% | 24.0% |
| TOTAL | Hotels | 61.5% | 64.2% | 70.1% | 68.5% | 46.4% | 66.9% |
| | Apartments | 24.7% | 19.5% | 15.9% | 15.7% | 18.7% | 18.2% |
| | Property | 2.6% | 4.8% | 2.8% | 2.7% | 2.7% | 3.0% |
| | Cruise | 0.8% | 0.2% | 0.8% | 0.4% | 4.6% | 0.2% |
| | Others | 10.4% | 11.4% | 10.5% | 12.7% | 27.6% | 11.6% |

| | | January - June 2022 | | | | | |
|------------------|----------|---------------------|---------------|--------------|----------|----------|----------------|
| | | Lanzarote | Fuerteventura | Gran Canaria | Tenerife | La Palma | CANARY ISLANDS |
| International | Hotels | 65.2% | 75.0% | 73.7% | 69.5% | 21.7% | 71.8% |
| | Rental | 22.8% | 13.4% | 9.2% | 8.0% | 10.1% | 12.2% |
| | Property | 1.8% | 2.7% | 3.2% | 4.2% | 2.8% | 3.4% |
| | Cruise | 3.2% | 3.0% | 5.5% | 3.2% | 47.9% | 1.9% |
| | Others | 6.9% | 5.9% | 8.3% | 15.0% | 17.4% | 10.8% |
| Spanish Mainland | Hotels | 52.6% | 53.1% | 59.7% | 60.3% | 53.0% | 57.8% |
| | Rental | 20.1% | 20.2% | 6.8% | 10.8% | 15.1% | 12.1% |
| | Property | 1.4% | 3.0% | 1.3% | 1.1% | 1.5% | 1.4% |
| | Cruise | 0.2% | 0.3% | 0.1% | 0.1% | 0.7% | 0.0% |
| | Others | 25.7% | 23.5% | 32.1% | 27.7% | 29.7% | 28.6% |
| TOTAL | Hotels | 63.8% | 73.4% | 71.8% | 68.3% | 30.5% | 70.1% |
| | Rental | 22.5% | 13.9% | 8.9% | 8.4% | 11.5% | 12.2% |
| | Property | 1.8% | 2.7% | 2.9% | 3.8% | 2.5% | 3.1% |
| | Cruise | 2.8% | 2.8% | 4.8% | 2.8% | 34.6% | 1.6% |
| | Others | 9.0% | 7.2% | 11.6% | 16.7% | 20.9% | 13.0% |

Source: Frontur (ISTAC). Tourist arrivals by air.

Note: in the islands are included tourists who have chosen the island as the main destination of their trip or as a secondary destination.