


# Tourist arrivals in the Canary Islands by country of residence

March 2017



| CANARY ISLANDS |                |         |         |        |             |         |        |             |         |         |        |        |         |        |               |          |           |
|----------------|----------------|---------|---------|--------|-------------|---------|--------|-------------|---------|---------|--------|--------|---------|--------|---------------|----------|-----------|
|                | United Kingdom | Germany | Belgium | France | Netherlands | Ireland | Italy  | Switzerland | Denmark | Finland | Norway | Sweden | Nordics | Others | International | Mainland | TOTAL     |
| 2016           | 415,467        | 290,777 | 31,716  | 44,665 | 46,080      | 39,534  | 36,037 | 17,881      | 45,234  | 40,960  | 54,866 | 85,096 | 226,156 | 72,580 | 1,220,894     | 124,564  | 1,345,458 |
| 2017           | 426,258        | 288,794 | 33,464  | 43,945 | 52,565      | 41,133  | 42,244 | 23,360      | 43,234  | 45,694  | 65,034 | 94,606 | 248,568 | 86,358 | 1,286,690     | 111,238  | 1,397,928 |
| Change         | 10,791         | -1,983  | 1,748   | -720   | 6,485       | 1,599   | 6,207  | 5,479       | -2,000  | 4,734   | 10,168 | 9,510  | 22,412  | 13,778 | 65,796        | -13,326  | 52,470    |
| Change, %      | 2.6%           | -0.7%   | 5.5%    | -1.6%  | 14.1%       | 4.0%    | 17.2%  | 30.6%       | -4.4%   | 11.6%   | 18.5%  | 11.2%  | 9.9%    | 19.0%  | 5.4%          | -10.7%   | 3.9%      |

| LANZAROTE |                |         |         |        |             |         |       |             |         |         |        |        |         |        |               |          |         |
|-----------|----------------|---------|---------|--------|-------------|---------|-------|-------------|---------|---------|--------|--------|---------|--------|---------------|----------|---------|
|           | United Kingdom | Germany | Belgium | France | Netherlands | Ireland | Italy | Switzerland | Denmark | Finland | Norway | Sweden | Nordics | Others | International | Mainland | TOTAL   |
| 2016      | 128,637        | 44,270  | 3,742   | 12,311 | 7,415       | 20,021  | 3,505 | n.d.        | n.d.    | n.d.    | n.d.   | n.d.   | 14,804  | n.d.   | 244,076       | 19,753   | 263,829 |
| 2017      | 120,354        | 57,380  | 3,848   | 10,554 | 10,481      | 20,838  | 5,863 | n.d.        | n.d.    | n.d.    | n.d.   | n.d.   | 15,900  | n.d.   | 258,341       | 14,554   | 272,895 |
| Change    | -8,283         | 13,110  | 106     | -1,757 | 3,066       | 817     | 2,358 | --          | --      | --      | --     | --     | 1,096   | --     | 14,265        | -5,199   | 9,066   |
| Change, % | -6.4%          | 29.6%   | 2.8%    | -14.3% | 41.3%       | 4.1%    | 67.3% | --          | --      | --      | --     | --     | 7.4%    | --     | 5.8%          | -26.3%   | 3.4%    |

| FUERTEVENTURA |                |         |         |        |             |         |       |             |         |         |        |        |         |        |               |          |         |
|---------------|----------------|---------|---------|--------|-------------|---------|-------|-------------|---------|---------|--------|--------|---------|--------|---------------|----------|---------|
|               | United Kingdom | Germany | Belgium | France | Netherlands | Ireland | Italy | Switzerland | Denmark | Finland | Norway | Sweden | Nordics | Others | International | Mainland | TOTAL   |
| 2016          | 52,993         | 82,166  | 1,627   | 11,116 | 5,293       | 3,201   | 8,893 | n.d.        | n.d.    | n.d.    | n.d.   | n.d.   | 15,719  | n.d.   | 193,951       | 10,963   | 204,914 |
| 2017          | 51,490         | 104,543 | 902     | 9,572  | 6,583       | 3,224   | 9,338 | n.d.        | n.d.    | n.d.    | n.d.   | n.d.   | 14,995  | n.d.   | 213,653       | 7,239    | 220,893 |
| Change        | -1,503         | 22,377  | -725    | -1,544 | 1,290       | 23      | 445   | --          | --      | --      | --     | --     | -724    | --     | 19,702        | -3,724   | 15,979  |
| Change, %     | -2.8%          | 27.2%   | -44.6%  | -13.9% | 24.4%       | 0.7%    | 5.0%  | --          | --      | --      | --     | --     | -4.6%   | --     | 10.2%         | -34.0%   | 7.8%    |

| GRAN CANARIA |                |         |         |        |             |         |       |             |         |         |        |        |         |        |               |          |         |
|--------------|----------------|---------|---------|--------|-------------|---------|-------|-------------|---------|---------|--------|--------|---------|--------|---------------|----------|---------|
|              | United Kingdom | Germany | Belgium | France | Netherlands | Ireland | Italy | Switzerland | Denmark | Finland | Norway | Sweden | Nordics | Others | International | Mainland | TOTAL   |
| 2016         | 64,341         | 81,676  | 7,821   | 6,640  | 17,424      | 6,245   | 6,954 | n.d.        | n.d.    | n.d.    | n.d.   | n.d.   | 123,903 | n.d.   | 341,860       | 40,304   | 382,164 |
| 2017         | 61,211         | 103,592 | 7,876   | 7,657  | 18,132      | 7,033   | 9,641 | n.d.        | n.d.    | n.d.    | n.d.   | n.d.   | 149,019 | n.d.   | 395,520       | 36,808   | 432,327 |
| Change       | -3,130         | 21,916  | 55      | 1,017  | 708         | 788     | 2,687 | --          | --      | --      | --     | --     | 25,116  | --     | 53,660        | -3,496   | 50,163  |
| Change, %    | -4.9%          | 26.8%   | 0.7%    | 15.3%  | 4.1%        | 12.6%   | 38.6% | --          | --      | --      | --     | --     | 20.3%   | --     | 15.7%         | -8.7%    | 13.1%   |

| TENERIFE  |                |         |         |        |             |         |        |             |         |         |        |        |         |        |               |          |         |
|-----------|----------------|---------|---------|--------|-------------|---------|--------|-------------|---------|---------|--------|--------|---------|--------|---------------|----------|---------|
|           | United Kingdom | Germany | Belgium | France | Netherlands | Ireland | Italy  | Switzerland | Denmark | Finland | Norway | Sweden | Nordics | Others | International | Mainland | TOTAL   |
| 2016      | 194,523        | 86,675  | 18,348  | 14,239 | 13,712      | 10,027  | 17,441 | n.d.        | n.d.    | n.d.    | n.d.   | n.d.   | 70,605  | n.d.   | 469,172       | 53,041   | 522,213 |
| 2017      | 194,808        | 98,815  | 20,478  | 16,096 | 16,648      | 10,408  | 17,816 | n.d.        | n.d.    | n.d.    | n.d.   | n.d.   | 64,258  | n.d.   | 491,175       | 54,026   | 545,201 |
| Change    | 285            | 12,140  | 2,130   | 1,857  | 2,936       | 381     | 375    | --          | --      | --      | --     | --     | -6,347  | --     | 22,003        | 985      | 22,988  |
| Change, % | 0.1%           | 14.0%   | 11.6%   | 13.0%  | 21.4%       | 3.8%    | 2.2%   | --          | --      | --      | --     | --     | -9.0%   | --     | 4.7%          | 1.9%     | 4.4%    |


| LA PALMA  |                |         |         |        |             |         |       |             |         |         |        |        |         |        |               |          |        |
|-----------|----------------|---------|---------|--------|-------------|---------|-------|-------------|---------|---------|--------|--------|---------|--------|---------------|----------|--------|
|           | United Kingdom | Germany | Belgium | France | Netherlands | Ireland | Italy | Switzerland | Denmark | Finland | Norway | Sweden | Nordics | Others | International | Mainland | TOTAL  |
| 2016      | 9,344          | 20,487  | 656     | 1,141  | 2,308       | 241     | 170   | n.d.        | n.d.    | n.d.    | n.d.   | n.d.   | 423     | 1,682  | 36,451        | 5,500    | 41,951 |
| 2017      | 5,991          | 14,207  | 538     | 1,543  | 2,248       | 76      | 253   | n.d.        | n.d.    | n.d.    | n.d.   | n.d.   | 4,765   | 2,432  | 32,054        | 2,939    | 34,992 |
| Change    | -3,353         | -6,280  | -118    | 402    | -60         | -165    | 83    | --          | --      | --      | --     | --     | 4,342   | --     | -4,397        | -2,561   | -6,959 |
| Change, % | -35.9%         | -30.7%  | -18.0%  | 35.2%  | -2.6%       | -68.5%  | 48.8% | --          | --      | --      | --     | --     | 1026.5% | --     | -12.1%        | -46.6%   | -16.6% |

Source: Frontur (ISTAC). Tourist arrivals by air. Note 1: on the result of the estimated Canary Islands total arrivals, tourists from La Gomera and El Hierro are included.

Note 2: The sum of the islands may not coincide with the result of the Canary Islands, since there are tourists visiting more than one island on their trip.

# Tourist arrivals in the Canary Islands by country of residence

January - March 2017



| CANARY ISLANDS |                |         |         |         |             |         |         |             |         |         |         |         |         |         |               |          |           |
|----------------|----------------|---------|---------|---------|-------------|---------|---------|-------------|---------|---------|---------|---------|---------|---------|---------------|----------|-----------|
|                | United Kingdom | Germany | Belgium | France  | Netherlands | Ireland | Italy   | Switzerland | Denmark | Finland | Norway  | Sweden  | Nordics | Others  | International | Mainland | TOTAL     |
| 2016           | 1,080,373      | 795,570 | 90,323  | 136,144 | 141,582     | 105,607 | 107,852 | 56,827      | 146,692 | 120,226 | 186,393 | 263,384 | 716,695 | 220,308 | 3,451,284     | 318,233  | 3,769,517 |
| 2017           | 1,162,443      | 778,367 | 96,328  | 136,342 | 152,869     | 110,874 | 130,599 | 63,779      | 147,151 | 130,882 | 187,751 | 281,931 | 747,715 | 274,951 | 3,654,268     | 318,384  | 3,972,652 |
| Change         | 82,070         | -17,203 | 6,005   | 198     | 11,287      | 5,267   | 22,747  | 6,952       | 459     | 10,656  | 1,358   | 18,547  | 31,020  | 54,643  | 202,984       | 151      | 203,135   |
| Change, %      | 7.6%           | -2.2%   | 6.6%    | 0.1%    | 8.0%        | 5.0%    | 21.1%   | 12.2%       | 0.3%    | 8.9%    | 0.7%    | 7.0%    | 4.3%    | 24.8%   | 5.9%          | 0.0%     | 5.4%      |

| LANZAROTE |                |         |         |        |             |         |        |             |         |         |        |        |         |        |               |          |         |
|-----------|----------------|---------|---------|--------|-------------|---------|--------|-------------|---------|---------|--------|--------|---------|--------|---------------|----------|---------|
|           | United Kingdom | Germany | Belgium | France | Netherlands | Ireland | Italy  | Switzerland | Denmark | Finland | Norway | Sweden | Nordics | Others | International | Mainland | TOTAL   |
| 2016      | 311,456        | 121,341 | 10,169  | 38,751 | 23,405      | 51,533  | 9,458  | n.d.        | n.d.    | n.d.    | n.d.   | n.d.   | 49,281  | n.d.   | 644,852       | 55,128   | 699,979 |
| 2017      | 322,725        | 143,828 | 10,953  | 35,350 | 30,437      | 54,548  | 16,265 | n.d.        | n.d.    | n.d.    | n.d.   | n.d.   | 50,566  | n.d.   | 706,185       | 48,960   | 755,145 |
| Change    | 11,269         | 22,487  | 784     | -3,401 | 7,032       | 3,015   | 6,807  | --          | --      | --      | --     | --     | 1,285   | --     | 61,333        | -6,168   | 55,166  |
| Change, % | 3.6%           | 18.5%   | 7.7%    | -8.8%  | 30.0%       | 5.9%    | 72.0%  | --          | --      | --      | --     | --     | 2.6%    | --     | 9.5%          | -11.2%   | 7.9%    |

| FUERTEVENTURA |                |         |         |        |             |         |        |             |         |         |        |        |         |        |               |          |         |
|---------------|----------------|---------|---------|--------|-------------|---------|--------|-------------|---------|---------|--------|--------|---------|--------|---------------|----------|---------|
|               | United Kingdom | Germany | Belgium | France | Netherlands | Ireland | Italy  | Switzerland | Denmark | Finland | Norway | Sweden | Nordics | Others | International | Mainland | TOTAL   |
| 2016          | 132,282        | 237,096 | 4,352   | 30,117 | 15,615      | 8,544   | 24,061 | n.d.        | n.d.    | n.d.    | n.d.   | n.d.   | 50,944  | n.d.   | 544,029       | 27,681   | 571,710 |
| 2017          | 132,155        | 270,681 | 3,504   | 27,056 | 20,322      | 9,172   | 26,353 | n.d.        | n.d.    | n.d.    | n.d.   | n.d.   | 49,342  | n.d.   | 582,320       | 25,298   | 607,619 |
| Change        | -127           | 33,585  | -848    | -3,061 | 4,707       | 628     | 2,292  | --          | --      | --      | --     | --     | -1,602  | --     | 38,291        | -2,383   | 35,909  |
| Change, %     | -0.1%          | 14.2%   | -19.5%  | -10.2% | 30.1%       | 7.4%    | 9.5%   | --          | --      | --      | --     | --     | -3.1%   | --     | 7.0%          | -8.6%    | 6.3%    |

| GRAN CANARIA |                |         |         |        |             |         |        |             |         |         |        |        |         |        |               |          |           |
|--------------|----------------|---------|---------|--------|-------------|---------|--------|-------------|---------|---------|--------|--------|---------|--------|---------------|----------|-----------|
|              | United Kingdom | Germany | Belgium | France | Netherlands | Ireland | Italy  | Switzerland | Denmark | Finland | Norway | Sweden | Nordics | Others | International | Mainland | TOTAL     |
| 2016         | 151,595        | 255,987 | 22,597  | 19,713 | 54,529      | 16,255  | 24,238 | n.d.        | n.d.    | n.d.    | n.d.   | n.d.   | 400,651 | n.d.   | 1,028,025     | 104,966  | 1,132,991 |
| 2017         | 178,331        | 272,774 | 23,023  | 22,967 | 53,977      | 18,652  | 30,513 | n.d.        | n.d.    | n.d.    | n.d.   | n.d.   | 414,379 | n.d.   | 1,113,132     | 104,938  | 1,218,069 |
| Change       | 26,736         | 16,787  | 426     | 3,254  | -552        | 2,397   | 6,275  | --          | --      | --      | --     | --     | 13,728  | --     | 85,107        | -28      | 85,078    |
| Change, %    | 17.6%          | 6.6%    | 1.9%    | 16.5%  | -1.0%       | 14.7%   | 25.9%  | --          | --      | --      | --     | --     | 3.4%    | --     | 8.3%          | 0.0%     | 7.5%      |

| TENERIFE  |                |         |         |        |             |         |        |             |         |         |        |        |         |        |               |          |           |
|-----------|----------------|---------|---------|--------|-------------|---------|--------|-------------|---------|---------|--------|--------|---------|--------|---------------|----------|-----------|
|           | United Kingdom | Germany | Belgium | France | Netherlands | Ireland | Italy  | Switzerland | Denmark | Finland | Norway | Sweden | Nordics | Others | International | Mainland | TOTAL     |
| 2016      | 507,811        | 239,693 | 50,845  | 46,750 | 42,518      | 28,912  | 55,618 | n.d.        | n.d.    | n.d.    | n.d.   | n.d.   | 214,122 | n.d.   | 1,321,408     | 133,265  | 1,454,675 |
| 2017      | 549,090        | 261,717 | 57,915  | 50,606 | 47,589      | 29,380  | 60,923 | n.d.        | n.d.    | n.d.    | n.d.   | n.d.   | 224,053 | n.d.   | 1,440,914     | 147,129  | 1,588,043 |
| Change    | 41,279         | 22,024  | 7,070   | 3,856  | 5,071       | 468     | 5,305  | --          | --      | --      | --     | --     | 9,931   | --     | 119,506       | 13,864   | 133,368   |
| Change, % | 8.1%           | 9.2%    | 13.9%   | 8.2%   | 11.9%       | 1.6%    | 9.5%   | --          | --      | --      | --     | --     | 4.6%    | --     | 9.0%          | 10.4%    | 9.2%      |


| LA PALMA  |                |         |         |        |             |         |        |             |         |         |        |        |         |        |               |          |         |
|-----------|----------------|---------|---------|--------|-------------|---------|--------|-------------|---------|---------|--------|--------|---------|--------|---------------|----------|---------|
|           | United Kingdom | Germany | Belgium | France | Netherlands | Ireland | Italy  | Switzerland | Denmark | Finland | Norway | Sweden | Nordics | Others | International | Mainland | TOTAL   |
| 2016      | 17,526         | 43,176  | 2,080   | 2,623  | 6,525       | 609     | 2,512  | n.d.        | n.d.    | n.d.    | n.d.   | n.d.   | 3,226   | 7,156  | 85,433        | 13,210   | 98,644  |
| 2017      | 26,649         | 54,937  | 1,684   | 3,964  | 7,990       | 327     | 1,029  | n.d.        | n.d.    | n.d.    | n.d.   | n.d.   | 15,605  | 9,779  | 121,963       | 11,434   | 133,395 |
| Change    | 9,123          | 11,761  | -396    | 1,341  | 1,465       | -282    | -1,483 | --          | --      | --      | --     | --     | 12,379  | --     | 36,530        | -1,776   | 34,751  |
| Change, % | 52.1%          | 27.2%   | -19.0%  | 51.1%  | 22.5%       | -46.3%  | -59.0% | --          | --      | --      | --     | --     | 383.7%  | --     | 42.8%         | -13.4%   | 35.2%   |

Source: Frontur (ISTAC). Tourist arrivals by air. Note 1: on the result of the estimated Canary Islands total arrivals, tourists from La Gomera and El Hierro are included.

Note 2: The sum of the islands may not coincide with the result of the Canary Islands, since there are tourists visiting more than one island on their trip.

# Tourist arrivals by country of residence (\*)

March 2017




| CANARY ISLANDS   |           |         |         |         |             |         |         |             |         |         |         |         |         |        |          |         |         |               |
|------------------|-----------|---------|---------|---------|-------------|---------|---------|-------------|---------|---------|---------|---------|---------|--------|----------|---------|---------|---------------|
|                  | UK        | Germany | Belgium | France  | Netherlands | Ireland | Italy   | Switzerland | Denmark | Finland | Norway  | Sweden  | Nordics | Russia | Portugal | Austria | Others  | INTERNATIONAL |
| 2016             | 390,578   | 253,255 | 32,714  | 51,760  | 40,231      | 43,362  | 45,850  | 10,806      | 34,141  | 56,738  | 70,174  | 75,816  | 236,869 | 3,506  | 0        | 5,705   | 82,700  | 1,206,148     |
| 2017             | 441,489   | 268,515 | 29,027  | 43,817  | 46,131      | 45,723  | 38,586  | 15,247      | 87,619  | 27,658  | 52,817  | 75,323  | 243,417 | 5,518  | 0        | 7,688   | 86,446  | 1,283,866     |
| Change           | 50,911    | 15,260  | -3,687  | -7,943  | 5,900       | 2,361   | -7,264  | 4,441       | 53,478  | -29,080 | -17,357 | -493    | 6,548   | 2,012  | 0        | 1,983   | 3,746   | 77,718        |
| Change, %        | 13.0%     | 6.0%    | -11.3%  | -15.3%  | 14.7%       | 5.4%    | -15.8%  | 41.1%       | 156.6%  | -51.3%  | -24.7%  | -0.7%   | 2.8%    | 57.4%  | --       | 34.8%   | 4.5%    | 6.4%          |
| ANDALUSIA        |           |         |         |         |             |         |         |             |         |         |         |         |         |        |          |         |         |               |
|                  | UK        | Germany | Belgium | France  | Netherlands | Ireland | Italy   | Switzerland | Denmark | Finland | Norway  | Sweden  | Nordics | Russia | Portugal | Austria | Others  | INTERNATIONAL |
| 2016             | 192,422   | 79,616  | 42,590  | 48,772  | 34,374      | 33,111  | 52,034  | 14,019      | 43,862  | 0       | 24,220  | 18,155  | 86,237  | 3,538  | 28,523   | 7,737   | 38,874  | 683,760       |
| 2017             | 221,690   | 79,350  | 27,729  | 86,415  | 54,366      | 20,683  | 25,829  | 12,493      | 12,996  | 0       | 17,097  | 32,099  | 62,192  | 5,536  | 14,273   | 8,518   | 87,186  | 722,914       |
| Change           | 29,268    | -266    | -14,861 | 37,643  | 19,992      | -12,428 | -26,205 | -1,526      | -30,866 | 0       | -7,123  | 13,944  | -24,045 | 1,998  | -14,250  | 781     | 48,312  | 39,154        |
| Change, %        | 15.2%     | -0.3%   | -34.9%  | 77.2%   | 58.2%       | -37.5%  | -50.4%  | -10.9%      | -70.4%  | --      | -29.4%  | 76.8%   | -27.9%  | 56.5%  | -50.0%   | 10.1%   | 124.3%  | 5.7%          |
| BALEARIC ISLANDS |           |         |         |         |             |         |         |             |         |         |         |         |         |        |          |         |         |               |
|                  | UK        | Germany | Belgium | France  | Netherlands | Ireland | Italy   | Switzerland | Denmark | Finland | Norway  | Sweden  | Nordics | Russia | Portugal | Austria | Others  | INTERNATIONAL |
| 2016             | 83,330    | 210,991 | 10,956  | 6,606   | 8,567       | 0       | 1,659   | 14,616      | 5,806   | 0       | 0       | 9,355   | 15,161  | 0      | 0        | 20,569  | 11,844  | 391,922       |
| 2017             | 43,033    | 181,947 | 4,342   | 7,591   | 11,345      | 0       | 5,007   | 21,098      | 5,277   | 10,283  | 0       | 9,692   | 25,252  | 0      | 0        | 6,973   | 13,844  | 325,263       |
| Change           | -40,297   | -29,044 | -6,614  | 985     | 2,778       | 0       | 3,348   | 6,482       | -529    | 10,283  | 0       | 337     | 10,091  | 0      | 0        | -13,596 | 2,000   | -66,659       |
| Change, %        | -48.4%    | -13.8%  | -60.4%  | 14.9%   | 32.4%       | --      | 201.8%  | 44.3%       | -9.1%   | --      | --      | 3.6%    | 66.6%   | --     | --       | -66.1%  | 16.9%   | -17.0%        |
| CATALONIA        |           |         |         |         |             |         |         |             |         |         |         |         |         |        |          |         |         |               |
|                  | UK        | Germany | Belgium | France  | Netherlands | Ireland | Italy   | Switzerland | Denmark | Finland | Norway  | Sweden  | Nordics | Russia | Portugal | Austria | Others  | INTERNATIONAL |
| 2016             | 117,798   | 100,243 | 18,830  | 216,307 | 39,105      | 13,744  | 74,695  | 32,572      | 21,723  | 6,750   | 12,289  | 10,541  | 51,303  | 18,879 | 23,857   | 21,081  | 340,882 | 1,076,434     |
| 2017             | 132,019   | 93,602  | 19,706  | 260,138 | 23,456      | 0       | 93,765  | 27,338      | 7,349   | 4,506   | 9,895   | 17,454  | 39,204  | 23,180 | 10,625   | 32,986  | 378,943 | 1,151,664     |
| Change           | 14,221    | -6,641  | 876     | 43,831  | -15,649     | -13,744 | 19,070  | -5,234      | -14,374 | -2,244  | -2,394  | 6,913   | -12,099 | 4,301  | -13,232  | 11,905  | 38,061  | 75,230        |
| Change, %        | 12.1%     | -6.6%   | 4.7%    | 20.3%   | -40.0%      | -100.0% | 25.5%   | -16.1%      | -66.2%  | -33.2%  | -19.5%  | 65.6%   | -23.6%  | 22.8%  | -55.5%   | 56.5%   | 11.2%   | 7.0%          |
| VALENCIAN REGION |           |         |         |         |             |         |         |             |         |         |         |         |         |        |          |         |         |               |
|                  | UK        | Germany | Belgium | France  | Netherlands | Ireland | Italy   | Switzerland | Denmark | Finland | Norway  | Sweden  | Nordics | Russia | Portugal | Austria | Others  | INTERNATIONAL |
| 2016             | 182,890   | 31,628  | 24,590  | 64,982  | 27,625      | 10,973  | 21,266  | 12,038      | 0       | 12,310  | 6,645   | 22,710  | 41,665  | 3,829  | 23,380   | 1,582   | 25,144  | 480,476       |
| 2017             | 179,516   | 33,136  | 31,840  | 68,136  | 35,864      | 4,462   | 33,524  | 12,430      | 0       | 3,937   | 37,361  | 11,076  | 52,374  | 6,949  | 5,230    | 1,397   | 47,304  | 524,659       |
| Change           | -3,374    | 1,508   | 7,250   | 3,154   | 8,239       | -6,511  | 12,258  | 392         | 0       | -8,373  | 30,716  | -11,634 | 10,709  | 3,120  | -18,150  | -185    | 22,160  | 44,183        |
| Change, %        | -1.8%     | 4.8%    | 29.5%   | 4.9%    | 29.8%       | -59.3%  | 57.6%   | 3.3%        | --      | -68.0%  | 462.2%  | -51.2%  | 25.7%   | 81.5%  | -77.6%   | -11.7%  | 88.1%   | 9.2%          |
| SPAIN            |           |         |         |         |             |         |         |             |         |         |         |         |         |        |          |         |         |               |
|                  | UK        | Germany | Belgium | France  | Netherlands | Ireland | Italy   | Switzerland | Denmark | Finland | Norway  | Sweden  | Nordics | Russia | Portugal | Austria | Others  | INTERNATIONAL |
| 2016             | 1,058,312 | 737,620 | 148,582 | 549,879 | 175,242     | 110,303 | 248,525 | 101,243     | 108,914 | 86,957  | 114,850 | 138,315 | 449,036 | 42,001 | 143,662  | 63,701  | 795,743 | 4,627,206     |
| 2017             | 1,120,003 | 721,784 | 138,561 | 613,616 | 198,299     | 96,856  | 262,895 | 116,162     | 124,059 | 50,852  | 127,421 | 152,201 | 454,533 | 48,885 | 117,401  | 62,913  | 949,368 | 4,907,554     |
| Change           | 61,691    | -15,836 | -10,021 | 63,737  | 23,057      | -13,447 | 14,370  | 14,919      | 15,145  | -36,105 | 12,571  | 13,886  | 5,497   | 6,884  | -26,261  | -788    | 153,625 | 280,348       |
| Change, %        | 5.8%      | -2.1%   | -6.7%   | 11.6%   | 13.2%       | -12.2%  | 5.8%    | 14.7%       | 13.9%   | -41.5%  | 10.9%   | 10.0%   | 1.2%    | 16.4%  | -18.3%   | -1.2%   | 19.3%   | 6.1%          |

(\*) Source: Frontur (INE).

# Tourist arrivals by country of residence (\*)

January - March 2017




| CANARY ISLANDS   |           |           |         |           |             |         |         |             |         |         |         |         |           |         |          |         |           |               |
|------------------|-----------|-----------|---------|-----------|-------------|---------|---------|-------------|---------|---------|---------|---------|-----------|---------|----------|---------|-----------|---------------|
|                  | UK        | Germany   | Belgium | France    | Netherlands | Ireland | Italy   | Switzerland | Denmark | Finland | Norway  | Sweden  | Nordics   | Russia  | Portugal | Austria | Others    | INTERNATIONAL |
| 2016             | 1,079,925 | 700,256   | 99,403  | 131,707   | 133,460     | 128,097 | 112,740 | 36,147      | 149,015 | 148,736 | 196,003 | 263,004 | 756,758   | 17,667  | 0        | 22,875  | 178,878   | 3,429,273     |
| 2017             | 1,224,133 | 732,521   | 74,466  | 129,121   | 138,027     | 109,821 | 123,035 | 70,685      | 244,065 | 142,286 | 109,968 | 255,265 | 751,584   | 5,518   | 0        | 15,732  | 242,365   | 3,661,245     |
| Change           | 144,208   | 32,265    | -24,937 | -2,586    | 4,567       | -18,276 | 10,295  | 34,538      | 95,050  | -6,450  | -86,035 | -7,739  | -5,174    | -12,149 | 0        | -7,143  | 63,487    | 231,972       |
| Change, %        | 13.4%     | 4.6%      | -25.1%  | -2.0%     | 3.4%        | -14.3%  | 9.1%    | 95.5%       | 63.8%   | -4.3%   | -43.9%  | -2.9%   | -0.7%     | -68.8%  | --       | -31.2%  | 35.5%     | 6.8%          |
| ANDALUSIA        |           |           |         |           |             |         |         |             |         |         |         |         |           |         |          |         |           |               |
|                  | UK        | Germany   | Belgium | France    | Netherlands | Ireland | Italy   | Switzerland | Denmark | Finland | Norway  | Sweden  | Nordics   | Russia  | Portugal | Austria | Others    | INTERNATIONAL |
| 2016             | 432,870   | 169,366   | 81,355  | 179,150   | 75,788      | 58,825  | 102,571 | 28,338      | 67,859  | 14,070  | 39,213  | 74,847  | 195,989   | 17,882  | 62,281   | 14,580  | 158,468   | 1,630,498     |
| 2017             | 503,902   | 170,991   | 77,285  | 209,809   | 124,456     | 67,440  | 71,630  | 27,385      | 46,687  | 0       | 49,304  | 64,422  | 160,413   | 14,934  | 62,293   | 8,518   | 261,680   | 1,829,321     |
| Change           | 71,032    | 1,625     | -4,070  | 30,659    | 48,668      | 8,615   | -30,941 | -953        | -21,172 | -14,070 | 10,091  | -10,425 | -35,576   | -2,948  | 12       | -6,062  | 103,212   | 198,823       |
| Change, %        | 16.4%     | 1.0%      | -5.0%   | 17.1%     | 64.2%       | 14.6%   | -30.2%  | -3.4%       | -31.2%  | -100.0% | 25.7%   | -13.9%  | -18.2%    | -16.5%  | 0.0%     | -41.6%  | 65.1%     | 12.2%         |
| BALEARIC ISLANDS |           |           |         |           |             |         |         |             |         |         |         |         |           |         |          |         |           |               |
|                  | UK        | Germany   | Belgium | France    | Netherlands | Ireland | Italy   | Switzerland | Denmark | Finland | Norway  | Sweden  | Nordics   | Russia  | Portugal | Austria | Others    | INTERNATIONAL |
| 2016             | 118,746   | 357,382   | 18,423  | 16,339    | 14,538      | 0       | 6,666   | 23,387      | 9,058   | 0       | 0       | 14,481  | 23,539    | 0       | 0        | 35,071  | 21,351    | 659,036       |
| 2017             | 80,110    | 324,942   | 9,206   | 13,360    | 19,754      | 0       | 8,917   | 36,368      | 8,609   | 10,283  | 0       | 17,856  | 36,748    | 0       | 0        | 17,181  | 27,688    | 595,101       |
| Change           | -38,636   | -32,440   | -9,217  | -2,979    | 5,216       | 0       | 2,251   | 12,981      | -449    | 10,283  | 0       | 3,375   | 13,209    | 0       | 0        | -17,890 | 6,337     | -63,935       |
| Change, %        | -32.5%    | -9.1%     | -50.0%  | -18.2%    | 35.9%       | --      | 33.8%   | 55.5%       | -5.0%   | --      | --      | 23.3%   | 56.1%     | --      | --       | -51.0%  | 29.7%     | -9.7%         |
| CATALONIA        |           |           |         |           |             |         |         |             |         |         |         |         |           |         |          |         |           |               |
|                  | UK        | Germany   | Belgium | France    | Netherlands | Ireland | Italy   | Switzerland | Denmark | Finland | Norway  | Sweden  | Nordics   | Russia  | Portugal | Austria | Others    | INTERNATIONAL |
| 2016             | 273,138   | 231,621   | 58,540  | 675,067   | 99,462      | 30,549  | 226,879 | 90,486      | 40,815  | 13,090  | 21,039  | 40,142  | 115,086   | 61,645  | 52,786   | 21,081  | 894,570   | 2,872,630     |
| 2017             | 315,745   | 258,592   | 57,189  | 729,353   | 72,991      | 8,668   | 241,294 | 69,357      | 21,041  | 15,120  | 21,530  | 35,540  | 93,231    | 82,121  | 29,743   | 50,135  | 931,995   | 2,988,238     |
| Change           | 42,607    | 26,971    | -1,351  | 54,286    | -26,471     | -21,881 | 14,415  | -21,129     | -19,774 | 2,030   | 491     | -4,602  | -21,855   | 20,476  | -23,043  | 29,054  | 37,425    | 115,608       |
| Change, %        | 15.6%     | 11.6%     | -2.3%   | 8.0%      | -26.6%      | -71.6%  | 6.4%    | -23.4%      | -48.4%  | 15.5%   | 2.3%    | -11.5%  | -19.0%    | 33.2%   | -43.7%   | 137.8%  | 4.2%      | 4.0%          |
| VALENCIAN REGION |           |           |         |           |             |         |         |             |         |         |         |         |           |         |          |         |           |               |
|                  | UK        | Germany   | Belgium | France    | Netherlands | Ireland | Italy   | Switzerland | Denmark | Finland | Norway  | Sweden  | Nordics   | Russia  | Portugal | Austria | Others    | INTERNATIONAL |
| 2016             | 410,736   | 82,485    | 60,054  | 151,182   | 67,911      | 10,973  | 74,513  | 23,779      | 7,510   | 19,674  | 23,835  | 41,765  | 92,784    | 11,307  | 53,331   | 4,395   | 77,842    | 1,148,198     |
| 2017             | 455,454   | 85,221    | 73,905  | 196,781   | 88,396      | 13,550  | 93,276  | 41,141      | 10,852  | 25,739  | 50,514  | 35,988  | 123,093   | 18,616  | 10,260   | 3,599   | 122,880   | 1,359,431     |
| Change           | 44,718    | 2,736     | 13,851  | 45,599    | 20,485      | 2,577   | 18,763  | 17,362      | 3,342   | 6,065   | 26,679  | -5,777  | 30,309    | 7,309   | -43,071  | -796    | 45,038    | 211,233       |
| Change, %        | 10.9%     | 3.3%      | 23.1%   | 30.2%     | 30.2%       | 23.5%   | 25.2%   | 73.0%       | 44.5%   | 30.8%   | 111.9%  | -13.8%  | 32.7%     | 64.6%   | -80.8%   | -18.1%  | 57.9%     | 18.4%         |
| SPAIN            |           |           |         |           |             |         |         |             |         |         |         |         |           |         |          |         |           |               |
|                  | UK        | Germany   | Belgium | France    | Netherlands | Ireland | Italy   | Switzerland | Denmark | Finland | Norway  | Sweden  | Nordics   | Russia  | Portugal | Austria | Others    | INTERNATIONAL |
| 2016             | 2,556,446 | 1,690,515 | 374,812 | 1,553,585 | 448,461     | 248,586 | 693,569 | 254,800     | 283,444 | 217,560 | 289,225 | 449,019 | 1,239,248 | 135,970 | 344,227  | 153,434 | 2,129,329 | 11,832,469    |
| 2017             | 2,837,054 | 1,723,953 | 362,726 | 1,682,728 | 515,029     | 259,404 | 726,236 | 328,018     | 364,276 | 212,033 | 245,103 | 422,745 | 1,244,157 | 156,212 | 339,497  | 125,611 | 2,614,230 | 12,930,065    |
| Change           | 280,608   | 33,438    | -12,086 | 129,143   | 66,568      | 10,818  | 32,667  | 73,218      | 80,832  | -5,527  | -44,122 | -26,274 | 4,909     | 20,242  | -4,730   | -27,823 | 484,901   | 1,097,596     |
| Change, %        | 11.0%     | 2.0%      | -3.2%   | 8.3%      | 14.8%       | 4.4%    | 4.7%    | 28.7%       | 28.5%   | -2.5%   | -15.3%  | -5.9%   | 0.4%      | 14.9%   | -1.4%    | -18.1%  | 22.8%     | 9.3%          |

(\*) Source: Frontur (INE).

# Tourist arrivals in the Canary Islands

March 2017



## Number of tourists by holiday package booking

| March 2017              |         |             |           |        |               |
|-------------------------|---------|-------------|-----------|--------|---------------|
|                         | Book    | Do not book | TOTAL     | % Book | % Do not book |
| <b>International</b>    | 800,864 | 485,826     | 1,286,690 | 62.2%  | 37.8%         |
| - Germany               | 213,165 | 75,628      | 288,794   | 73.8%  | 26.2%         |
| - Netherlands           | 38,588  | 13,977      | 52,565    | 73.4%  | 26.6%         |
| - Ireland               | 12,912  | 28,221      | 41,133    | 31.4%  | 68.6%         |
| - Nordics               | 192,521 | 56,048      | 248,569   | 77.5%  | 22.5%         |
| - United Kingdom        | 232,744 | 193,514     | 426,258   | 54.6%  | 45.4%         |
| - Switzerland           | 12,687  | 10,674      | 23,360    | 54.3%  | 45.7%         |
| - Others                | 98,247  | 107,764     | 206,011   | 47.7%  | 52.3%         |
| <b>Spanish Mainland</b> | 27,223  | 84,014      | 111,238   | 24.5%  | 75.5%         |
| <b>TOTAL</b>            | 828,087 | 569,841     | 1,397,928 | 59.2%  | 40.8%         |

| January - March 2017    |           |             |           |        |               |
|-------------------------|-----------|-------------|-----------|--------|---------------|
|                         | Book      | Do not book | TOTAL     | % Book | % Do not book |
| <b>International</b>    | 2,216,372 | 1,437,896   | 3,654,268 | 60.7%  | 39.3%         |
| - Germany               | 562,851   | 215,515     | 778,367   | 72.3%  | 27.7%         |
| - Netherlands           | 109,202   | 43,668      | 152,869   | 71.4%  | 28.6%         |
| - Ireland               | 33,800    | 77,076      | 110,874   | 30.5%  | 69.5%         |
| - Nordics               | 551,202   | 196,514     | 747,716   | 73.7%  | 26.3%         |
| - United Kingdom        | 619,296   | 543,148     | 1,162,443 | 53.3%  | 46.7%         |
| - Switzerland           | 31,218    | 32,562      | 63,779    | 48.9%  | 51.1%         |
| - Others                | 308,805   | 329,415     | 638,220   | 48.4%  | 51.6%         |
| <b>Spanish Mainland</b> | 82,868    | 235,515     | 318,383   | 26.0%  | 74.0%         |
| <b>TOTAL</b>            | 2,299,240 | 1,673,412   | 3,972,652 | 57.9%  | 42.1%         |

## Share of tourists by accommodation type

| March 2017              |        |        |          |        |        |
|-------------------------|--------|--------|----------|--------|--------|
|                         | Hotels | Rental | Property | Cruise | Others |
| <b>International</b>    | 77.8%  | 10.5%  | 2.4%     | 2.6%   | 6.7%   |
| - Germany               | 73.8%  | 9.9%   | 2.4%     | 9.8%   | 4.1%   |
| - Netherlands           | 82.7%  | 10.6%  | 0.5%     | 1.5%   | 4.7%   |
| - Ireland               | 72.8%  | 18.0%  | 2.6%     | 0.6%   | 5.9%   |
| - Nordics               | 84.6%  | 9.6%   | 1.9%     | 0.0%   | 3.9%   |
| - United Kingdom        | 78.0%  | 10.5%  | 2.5%     | 0.7%   | 8.3%   |
| - Switzerland           | 79.4%  | 10.9%  | 3.3%     | 1.8%   | 4.7%   |
| - Others                | 74.3%  | 10.8%  | 3.1%     | 0.3%   | 11.5%  |
| <b>Spanish Mainland</b> | 58.7%  | 14.7%  | 2.8%     | 0.0%   | 23.8%  |
| <b>TOTAL</b>            | 76.3%  | 10.8%  | 2.4%     | 2.4%   | 8.1%   |


| January - March 2017    |        |        |          |        |        |
|-------------------------|--------|--------|----------|--------|--------|
|                         | Hotels | Rental | Property | Cruise | Others |
| <b>International</b>    | 76.9%  | 10.6%  | 2.6%     | 2.8%   | 7.1%   |
| - Germany               | 73.3%  | 10.3%  | 2.8%     | 9.7%   | 4.0%   |
| - Netherlands           | 81.4%  | 11.1%  | 1.0%     | 1.4%   | 5.0%   |
| - Ireland               | 74.9%  | 14.1%  | 3.1%     | 0.5%   | 7.5%   |
| - Nordics               | 83.7%  | 10.0%  | 2.0%     | 0.4%   | 3.9%   |
| - United Kingdom        | 76.7%  | 10.1%  | 2.9%     | 1.4%   | 9.0%   |
| - Switzerland           | 77.8%  | 11.8%  | 3.7%     | 1.0%   | 5.7%   |
| - Others                | 73.1%  | 11.7%  | 2.9%     | 0.5%   | 11.8%  |
| <b>Spanish Mainland</b> | 59.4%  | 12.0%  | 2.9%     | 1.5%   | 24.2%  |
| <b>TOTAL</b>            | 75.5%  | 10.7%  | 2.6%     | 2.7%   | 8.5%   |

Source: Frontur (ISTAC). Tourist arrivals by air.

Note: on the result of the estimated Canary Islands total arrivals, tourists from La Gomera and El Hierro are included.

# Tourist arrivals in the Canary Islands

March 2017



## Number of tourists by holiday package booking and island of stay

| March 2017            |                    |                |                |                |                |                |                  |
|-----------------------|--------------------|----------------|----------------|----------------|----------------|----------------|------------------|
|                       | Lanzarote          | Fuerteventura  | Gran Canaria   | Tenerife       | La Palma       | CANARY ISLANDS |                  |
| <b>Book</b>           | <b>Total</b>       | <b>169,117</b> | <b>165,512</b> | <b>281,956</b> | <b>293,132</b> | <b>17,644</b>  | <b>828,087</b>   |
|                       | - International    | 164,028        | 162,954        | 275,980        | 279,781        | 16,764         | <b>800,864</b>   |
|                       | - Spanish Mainland | 5,089          | 2,558          | 5,976          | 13,351         | 881            | <b>27,223</b>    |
| <b>Do not book</b>    | <b>Total</b>       | <b>103,778</b> | <b>55,381</b>  | <b>150,372</b> | <b>252,069</b> | <b>17,348</b>  | <b>569,841</b>   |
|                       | - International    | 94,313         | 50,699         | 119,540        | 211,394        | 15,290         | <b>485,826</b>   |
|                       | - Spanish Mainland | 9,465          | 4,682          | 30,832         | 40,675         | 2,058          | <b>84,014</b>    |
| <b>TOTAL</b>          | <b>All markets</b> | <b>272,895</b> | <b>220,893</b> | <b>432,327</b> | <b>545,201</b> | <b>34,992</b>  | <b>1,397,928</b> |
|                       | - International    | 258,341        | 213,653        | 395,520        | 491,175        | 32,054         | <b>1,286,690</b> |
|                       | - Spanish Mainland | 14,554         | 7,239          | 36,808         | 54,026         | 2,939          | <b>111,238</b>   |
| <b>% book package</b> | <b>Total</b>       | <b>62.0%</b>   | <b>74.9%</b>   | <b>65.2%</b>   | <b>53.8%</b>   | <b>50.4%</b>   | <b>59.2%</b>     |
|                       | - International    | 63.5%          | 76.3%          | 69.8%          | 57.0%          | 52.3%          | <b>62.2%</b>     |
|                       | - Spanish Mainland | 35.0%          | 35.3%          | 16.2%          | 24.7%          | 30.0%          | <b>24.5%</b>     |

| January - March 2017  |                    |                |                |                  |                  |                |                  |
|-----------------------|--------------------|----------------|----------------|------------------|------------------|----------------|------------------|
|                       | Lanzarote          | Fuerteventura  | Gran Canaria   | Tenerife         | La Palma         | CANARY ISLANDS |                  |
| <b>Book</b>           | <b>Total</b>       | <b>444,425</b> | <b>463,282</b> | <b>749,774</b>   | <b>851,260</b>   | <b>83,502</b>  | <b>2,299,240</b> |
|                       | - International    | 426,024        | 455,654        | 732,991          | 806,577          | 79,771         | <b>2,216,372</b> |
|                       | - Spanish Mainland | 18,401         | 7,628          | 16,782           | 44,682           | 3,732          | <b>82,868</b>    |
| <b>Do not book</b>    | <b>Total</b>       | <b>310,720</b> | <b>144,338</b> | <b>468,296</b>   | <b>736,783</b>   | <b>49,893</b>  | <b>1,673,412</b> |
|                       | - International    | 280,161        | 126,666        | 380,141          | 634,337          | 42,192         | <b>1,437,896</b> |
|                       | - Spanish Mainland | 30,560         | 17,672         | 88,156           | 102,446          | 7,701          | <b>235,515</b>   |
| <b>TOTAL</b>          | <b>All markets</b> | <b>755,145</b> | <b>607,619</b> | <b>1,218,069</b> | <b>1,588,043</b> | <b>133,395</b> | <b>3,972,652</b> |
|                       | - International    | 706,185        | 582,320        | 1,113,132        | 1,440,914        | 121,963        | <b>3,654,268</b> |
|                       | - Spanish Mainland | 48,960         | 25,298         | 104,938          | 147,129          | 11,434         | <b>318,383</b>   |
| <b>% book package</b> | <b>Total</b>       | <b>58.9%</b>   | <b>76.2%</b>   | <b>61.6%</b>     | <b>53.6%</b>     | <b>62.6%</b>   | <b>57.9%</b>     |
|                       | - International    | 60.3%          | 78.2%          | 65.8%            | 56.0%            | 65.4%          | <b>60.7%</b>     |
|                       | - Spanish Mainland | 37.6%          | 30.2%          | 16.0%            | 30.4%            | 32.6%          | <b>26.0%</b>     |

## Share of tourists by accommodation type and island of stay

| March 2017              |           |               |              |          |          |                |              |
|-------------------------|-----------|---------------|--------------|----------|----------|----------------|--------------|
|                         | Lanzarote | Fuerteventura | Gran Canaria | Tenerife | La Palma | CANARY ISLANDS |              |
| <b>International</b>    | Hotels    | 73.0%         | 75.2%        | 72.9%    | 74.8%    | 60.0%          | <b>77.8%</b> |
|                         | Rental    | 11.4%         | 9.2%         | 11.7%    | 6.7%     | 22.8%          | <b>10.5%</b> |
|                         | Property  | 1.2%          | 1.1%         | 1.7%     | 3.6%     | 3.3%           | <b>2.4%</b>  |
|                         | Cruise    | 9.9%          | 11.7%        | 8.2%     | 5.3%     | 9.7%           | <b>2.6%</b>  |
|                         | Others    | 4.5%          | 2.9%         | 5.5%     | 9.6%     | 4.2%           | <b>6.7%</b>  |
| <b>Spanish Mainland</b> | Hotels    | 79.3%         | 61.8%        | 45.6%    | 61.9%    | 64.7%          | <b>58.7%</b> |
|                         | Rental    | 5.8%          | 17.0%        | 18.7%    | 13.5%    | 19.1%          | <b>14.7%</b> |
|                         | Property  | 1.9%          | 4.1%         | 3.6%     | 2.5%     | 1.9%           | <b>2.8%</b>  |
|                         | Cruise    | 0.0%          | 0.0%         | 0.0%     | 0.0%     | 0.0%           | <b>0.0%</b>  |
|                         | Others    | 13.0%         | 17.1%        | 32.2%    | 22.2%    | 14.3%          | <b>23.8%</b> |
| <b>TOTAL</b>            | Hotels    | 73.3%         | 74.7%        | 70.6%    | 73.5%    | 60.4%          | <b>76.3%</b> |
|                         | Rental    | 11.1%         | 9.4%         | 12.3%    | 7.4%     | 22.5%          | <b>10.8%</b> |
|                         | Property  | 1.2%          | 1.2%         | 1.8%     | 3.5%     | 3.2%           | <b>2.4%</b>  |
|                         | Cruise    | 9.4%          | 11.3%        | 7.5%     | 4.8%     | 8.9%           | <b>2.4%</b>  |
|                         | Others    | 5.0%          | 3.3%         | 7.8%     | 10.8%    | 5.1%           | <b>8.1%</b>  |

| January - March 2017    |           |               |              |          |          |                |              |
|-------------------------|-----------|---------------|--------------|----------|----------|----------------|--------------|
|                         | Lanzarote | Fuerteventura | Gran Canaria | Tenerife | La Palma | CANARY ISLANDS |              |
| <b>International</b>    | Hotels    | 73.9%         | 75.7%        | 70.4%    | 73.3%    | 45.1%          | <b>76.9%</b> |
|                         | Rental    | 11.0%         | 8.7%         | 12.1%    | 7.6%     | 15.2%          | <b>10.6%</b> |
|                         | Property  | 1.6%          | 1.2%         | 2.1%     | 3.6%     | 3.5%           | <b>2.6%</b>  |
|                         | Cruise    | 9.0%          | 11.8%        | 8.8%     | 5.9%     | 31.3%          | <b>2.8%</b>  |
|                         | Others    | 4.5%          | 2.7%         | 6.7%     | 9.6%     | 4.8%           | <b>7.1%</b>  |
| <b>Spanish Mainland</b> | Hotels    | 74.9%         | 54.4%        | 48.8%    | 60.9%    | 54.1%          | <b>59.4%</b> |
|                         | Rental    | 5.5%          | 14.8%        | 16.3%    | 9.5%     | 13.1%          | <b>12.0%</b> |
|                         | Property  | 1.8%          | 5.0%         | 2.9%     | 2.8%     | 2.8%           | <b>2.9%</b>  |
|                         | Cruise    | 3.7%          | 6.5%         | 1.7%     | 3.3%     | 15.7%          | <b>1.5%</b>  |
|                         | Others    | 14.1%         | 19.4%        | 30.3%    | 23.5%    | 14.2%          | <b>24.2%</b> |
| <b>TOTAL</b>            | Hotels    | 74.0%         | 74.8%        | 68.5%    | 72.1%    | 45.9%          | <b>75.5%</b> |
|                         | Rental    | 10.6%         | 8.9%         | 12.4%    | 7.8%     | 15.1%          | <b>10.7%</b> |
|                         | Property  | 1.6%          | 1.4%         | 2.2%     | 3.5%     | 3.4%           | <b>2.6%</b>  |
|                         | Cruise    | 8.6%          | 11.6%        | 8.2%     | 5.6%     | 30.0%          | <b>2.7%</b>  |
|                         | Others    | 5.2%          | 3.4%         | 8.7%     | 10.9%    | 5.6%           | <b>8.5%</b>  |

Source: Frontur (ISTAC). Tourist arrivals by air.

Note: in the islands are included tourists who have chosen the island as the main destination of their trip or as a secondary destination.