


Tourist arrivals in the Canary Islands (ISTAC)

March 2018



CANARY ISLANDS

	United Kingdom	Germany	Belgium	France	Netherlands	Ireland	Italy	Switzerland	Denmark	Finland	Norway	Sweden	Nordics	Others	International	Mainland	TOTAL
2017	426,259	288,794	33,464	43,945	52,565	41,133	42,244	23,360	43,234	45,694	65,035	94,606	248,569	86,358	1,286,690	111,238	1,397,928
2018	441,576	292,203	31,812	61,498	58,466	43,582	42,796	23,154	50,258	43,118	65,265	94,750	253,391	98,189	1,346,667	134,855	1,481,521
Change	15,317	3,409	-1,652	17,553	5,901	2,449	552	-206	7,024	-2,576	230	144	4,822	11,831	59,977	23,617	83,593
Change, %	3.6%	1.2%	-4.9%	39.9%	11.2%	6.0%	1.3%	-0.9%	16.2%	-5.6%	0.4%	0.2%	1.9%	13.7%	4.7%	21.2%	6.0%

LANZAROTE

	United Kingdom	Germany	Belgium	France	Netherlands	Ireland	Italy	Switzerland	Denmark	Finland	Norway	Sweden	Nordics	Others	International	Mainland	TOTAL
2017	117,404	28,410	3,840	10,319	10,141	20,725	5,622	n.d.	n.d.	n.d.	n.d.	n.d.	15,649	n.d.	224,438	13,903	238,341
2018	129,756	29,519	4,237	15,239	12,647	21,798	7,306	n.d.	n.d.	n.d.	n.d.	n.d.	18,640	n.d.	252,183	18,788	270,970
Change	12,352	1,109	397	4,920	2,506	1,073	1,684	--	--	--	--	--	2,991	--	27,745	4,885	32,629
Change, %	10.5%	3.9%	10.3%	47.7%	24.7%	5.2%	30.0%	--	--	--	--	--	19.1%	--	12.4%	35.1%	13.7%

FUERTEVENTURA

	United Kingdom	Germany	Belgium	France	Netherlands	Ireland	Italy	Switzerland	Denmark	Finland	Norway	Sweden	Nordics	Others	International	Mainland	TOTAL
2017	48,508	81,396	872	9,122	6,243	3,095	9,178	n.d.	n.d.	n.d.	n.d.	n.d.	14,793	n.d.	185,612	6,589	192,202
2018	49,574	79,534	1,145	11,762	6,122	3,186	7,179	n.d.	n.d.	n.d.	n.d.	n.d.	14,948	n.d.	188,799	8,850	197,649
Change	1,066	-1,862	273	2,640	-121	91	-1,999	--	--	--	--	--	155	--	3,187	2,261	5,447
Change, %	2.2%	-2.3%	31.3%	28.9%	-1.9%	2.9%	-21.8%	--	--	--	--	--	1.0%	--	1.7%	34.3%	2.8%

GRAN CANARIA

	United Kingdom	Germany	Belgium	France	Netherlands	Ireland	Italy	Switzerland	Denmark	Finland	Norway	Sweden	Nordics	Others	International	Mainland	TOTAL
2017	58,175	95,410	7,834	7,238	17,865	6,858	9,428	n.d.	n.d.	n.d.	n.d.	n.d.	148,941	n.d.	382,180	35,634	417,814
2018	60,418	88,173	7,923	9,487	20,133	7,025	8,437	n.d.	n.d.	n.d.	n.d.	n.d.	153,364	n.d.	390,944	41,208	432,152
Change	2,243	-7,237	89	2,249	2,268	167	-991	--	--	--	--	--	4,423	--	8,764	5,574	14,338
Change, %	3.9%	-7.6%	1.1%	31.1%	12.7%	2.4%	-10.5%	--	--	--	--	--	3.0%	--	2.3%	15.6%	3.4%

TENERIFE

	United Kingdom	Germany	Belgium	France	Netherlands	Ireland	Italy	Switzerland	Denmark	Finland	Norway	Sweden	Nordics	Others	International	Mainland	TOTAL
2017	193,918	67,021	20,289	15,726	16,011	10,283	17,506	n.d.	n.d.	n.d.	n.d.	n.d.	63,842	n.d.	454,821	52,508	507,329
2018	195,860	73,414	17,508	23,359	16,515	11,028	19,598	n.d.	n.d.	n.d.	n.d.	n.d.	60,814	n.d.	473,148	63,264	536,412
Change	1,942	6,393	-2,781	7,633	504	745	2,092	--	--	--	--	--	-3,028	--	18,327	10,756	29,083
Change, %	1.0%	9.5%	-13.7%	48.5%	3.1%	7.2%	12.0%	--	--	--	--	--	-4.7%	--	4.0%	20.5%	5.7%

LA PALMA


	United Kingdom	Germany	Belgium	France	Netherlands	Ireland	Italy	Switzerland	Denmark	Finland	Norway	Sweden	Nordics	Others	International	Mainland	TOTAL
2017	4,558	12,451	400	1,262	1,964	18	92	n.d.	n.d.	n.d.	n.d.	n.d.	4,739	n.d.	27,382	2,456	29,838
2018	4,394	11,796	441	985	2,904	185	82	n.d.	n.d.	n.d.	n.d.	n.d.	4,478	n.d.	26,542	2,456	28,998
Change	-164	-655	41	-277	940	167	-10	--	--	--	--	--	-261	--	-840	0	-840
Change, %	-3.6%	-5.3%	10.3%	-21.9%	47.9%	927.8%	-10.9%	--	--	--	--	--	-5.5%	--	-3.1%	0.0%	-2.8%

Source: Frontur (ISTAC). Tourist arrivals by air.

Note: on the result of the estimated Canary Islands total arrivals, tourists from La Gomera and El Hierro are included. Only main tourists are taken into account in each island.

Tourist arrivals in the Canary Islands (ISTAC)

January - March 2018



CANARY ISLANDS

	United Kingdom	Germany	Belgium	France	Netherlands	Ireland	Italy	Switzerland	Denmark	Finland	Norway	Sweden	Nordics	Others	International	Mainland	TOTAL
2017	1,162,444	778,367	96,328	136,342	152,869	110,874	130,599	63,779	147,151	130,882	187,752	281,931	747,716	274,952	3,654,268	318,384	3,972,652
2018	1,175,366	807,144	97,563	142,333	161,145	118,526	128,966	71,022	148,719	131,749	186,850	284,173	751,491	280,977	3,734,532	330,908	4,065,438
Change	12,922	28,777	1,235	5,991	8,276	7,652	-1,633	7,243	1,568	867	-902	2,242	3,775	6,025	80,264	12,524	92,786
Change, %	1.1%	3.7%	1.3%	4.4%	5.4%	6.9%	-1.3%	11.4%	1.1%	0.7%	-0.5%	0.8%	0.5%	2.2%	2.2%	3.9%	2.3%

LANZAROTE

	United Kingdom	Germany	Belgium	France	Netherlands	Ireland	Italy	Switzerland	Denmark	Finland	Norway	Sweden	Nordics	Others	International	Mainland	TOTAL
2017	309,152	82,345	10,421	34,804	28,648	54,132	15,484	n.d.	n.d.	n.d.	n.d.	n.d.	49,967	n.d.	623,186	45,014	668,200
2018	320,545	81,409	12,480	35,043	32,390	57,252	16,935	n.d.	n.d.	n.d.	n.d.	n.d.	52,772	n.d.	645,937	45,577	691,512
Change	11,393	-936	2,059	239	3,742	3,120	1,451	--	--	--	--	--	2,805	--	22,751	563	23,312
Change, %	3.7%	-1.1%	19.8%	0.7%	13.1%	5.8%	9.4%	--	--	--	--	--	5.6%	--	3.7%	1.3%	3.5%

FUERTEVENTURA

	United Kingdom	Germany	Belgium	France	Netherlands	Ireland	Italy	Switzerland	Denmark	Finland	Norway	Sweden	Nordics	Others	International	Mainland	TOTAL
2017	125,411	205,214	3,088	26,158	18,194	8,900	24,688	n.d.	n.d.	n.d.	n.d.	n.d.	48,438	n.d.	501,683	21,606	523,290
2018	126,948	199,684	3,549	29,564	15,671	9,231	22,848	n.d.	n.d.	n.d.	n.d.	n.d.	47,258	n.d.	498,237	22,325	520,562
Change	1,537	-5,530	461	3,406	-2,523	331	-1,840	--	--	--	--	--	-1,180	--	-3,446	719	-2,728
Change, %	1.2%	-2.7%	14.9%	13.0%	-13.9%	3.7%	-7.5%	--	--	--	--	--	-2.4%	--	-0.7%	3.3%	-0.5%

GRAN CANARIA

	United Kingdom	Germany	Belgium	France	Netherlands	Ireland	Italy	Switzerland	Denmark	Finland	Norway	Sweden	Nordics	Others	International	Mainland	TOTAL
2017	161,487	262,218	22,561	21,993	53,259	18,277	29,704	n.d.	n.d.	n.d.	n.d.	n.d.	411,523	n.d.	1,075,464	100,027	1,175,491
2018	172,125	265,284	23,538	22,998	58,927	20,345	26,423	n.d.	n.d.	n.d.	n.d.	n.d.	443,057	n.d.	1,135,718	101,773	1,237,491
Change	10,638	3,066	977	1,005	5,668	2,068	-3,281	--	--	--	--	--	31,534	--	60,254	1,746	62,000
Change, %	6.6%	1.2%	4.3%	4.6%	10.6%	11.3%	-11.0%	--	--	--	--	--	7.7%	--	5.6%	1.7%	5.3%

TENERIFE

	United Kingdom	Germany	Belgium	France	Netherlands	Ireland	Italy	Switzerland	Denmark	Finland	Norway	Sweden	Nordics	Others	International	Mainland	TOTAL
2017	545,379	182,147	57,479	49,241	45,067	28,498	59,882	n.d.	n.d.	n.d.	n.d.	n.d.	221,617	n.d.	1,341,870	142,197	1,484,067
2018	536,491	201,299	55,557	51,796	46,127	30,976	62,071	n.d.	n.d.	n.d.	n.d.	n.d.	191,474	n.d.	1,335,285	152,685	1,487,970
Change	-8,888	19,152	-1,922	2,555	1,060	2,478	2,189	--	--	--	--	--	-30,143	--	-6,585	10,488	3,903
Change, %	-1.6%	10.5%	-3.3%	5.2%	2.4%	8.7%	3.7%	--	--	--	--	--	-13.6%	--	-0.5%	7.4%	0.3%

LA PALMA

	United Kingdom	Germany	Belgium	France	Netherlands	Ireland	Italy	Switzerland	Denmark	Finland	Norway	Sweden	Nordics	Others	International	Mainland	TOTAL
2017	13,070	30,702	1,294	3,376	6,175	132	296	n.d.	n.d.	n.d.	n.d.	n.d.	12,668	n.d.	75,409	8,175	83,584
2018	12,070	37,606	1,414	2,251	6,902	329	312	n.d.	n.d.	n.d.	n.d.	n.d.	12,897	n.d.	79,893	7,091	86,984
Change	-1,000	6,904	120	-1,125	727	197	16	--	--	--	--	--	229	--	4,484	-1,084	3,400
Change, %	-7.7%	22.5%	9.3%	-33.3%	11.8%	149.2%	5.4%	--	--	--	--	--	1.8%	--	5.9%	-13.3%	4.1%

Source: Frontur (ISTAC). Tourist arrivals by air.

Note: on the result of the estimated Canary Islands total arrivals, tourists from La Gomera and El Hierro are included. Only main tourists are taken into account in each island.

International tourist arrivals in Spain (INE)

March 2017



BY COUNTRY OF RESIDENCE

Monthly

	UK	Germany	Belgium	France	Netherlands	Ireland	Italy	Switzerland	Denmark	Finland	Norway	Sweden	Nordics	Russia	Portugal	Austria	Others	INTERNATIONAL
Mar-17	1,120,003	721,784	137,961	615,336	199,662	97,536	265,201	115,620	124,117	51,195	127,912	152,595	455,819	49,303	116,401	63,540	949,459	4,907,554
Mar-18	1,185,824	819,714	152,461	650,445	225,075	119,215	280,550	107,851	140,504	133,389	99,155	131,169	504,217	55,476	150,943	42,680	1,084,494	5,383,687
Change	65,821	97,930	14,500	35,109	25,413	21,679	15,349	-7,769	16,387	82,194	-28,757	-21,426	48,398	6,173	34,542	-20,860	135,035	476,133
Change, %	5.9%	13.6%	10.5%	5.7%	12.7%	22.2%	5.8%	-6.7%	13.2%	160.6%	-22.5%	-14.0%	10.6%	12.5%	29.7%	-32.8%	14.2%	9.7%

Year-to-date

	UK	Germany	Belgium	France	Netherlands	Ireland	Italy	Switzerland	Denmark	Finland	Norway	Sweden	Nordics	Russia	Portugal	Austria	Others	INTERNATIONAL
Jan-Mar17	2,837,511	1,722,153	360,724	1,680,298	515,006	260,739	729,922	325,943	365,377	213,975	246,400	423,791	1,249,543	157,420	339,358	126,445	2,618,455	12,932,427
Jan-Mar18	2,850,615	1,854,648	407,797	1,691,650	557,207	285,635	772,419	285,461	343,174	273,683	334,697	399,622	1,351,176	171,192	411,781	100,395	2,964,962	13,718,650
Change	13,104	132,495	47,073	11,352	42,201	24,896	42,497	-40,482	-22,203	59,708	88,297	-24,169	101,633	13,772	72,423	-26,050	346,507	786,223
Change, %	0.5%	7.7%	13.0%	0.7%	8.2%	9.5%	5.8%	-12.4%	-6.1%	27.9%	35.8%	-5.7%	8.1%	8.7%	21.3%	-20.6%	13.2%	6.1%

BY AUTONOMOUS COMMUNITY

Monthly


	Canary Islands	Andalusia	Aragon	Asturias	Balearic Islands	Cantabria	C. y Leon	C. La Mancha	Catalonia	Valencian Region	Extremadura	Galicia	Madrid	Murcia	Navarre	Basque Country	La Rioja	SPAIN
Mar-17	1,283,939	720,603	32,820	18,027	325,442	15,619	82,902	21,648	1,155,003	526,701	30,569	43,809	478,054	75,755	12,693	82,018	8,343	4,913,943
Mar-18	1,347,620	784,910	30,656	8,703	401,356	8,294	87,267	12,861	1,213,441	618,406	31,113	79,282	559,298	75,327	11,408	104,042	0	5,383,687
Change	63,681	64,307	-2,164	-9,324	75,914	-7,325	4,365	-8,787	58,438	91,705	544	35,473	81,244	-428	-1,285	22,024	-8,343	469,744
Change, %	5.0%	8.9%	-6.6%	-51.7%	23.3%	-46.9%	5.3%	-40.6%	5.1%	17.4%	1.8%	81.0%	17.0%	-0.6%	-10.1%	26.9%	-100.0%	9.6%

Year-to-date

	Canary Islands	Andalusia	Aragon	Asturias	Balearic Islands	Cantabria	C. y Leon	C. La Mancha	Catalonia	Valencian Region	Extremadura	Galicia	Madrid	Murcia	Navarre	Basque Country	La Rioja	SPAIN
Jan-Mar17	3,661,353	1,827,155	96,617	52,418	595,369	47,552	196,161	54,478	2,990,414	1,358,999	74,805	119,815	1,418,865	166,475	36,258	223,885	17,064	12,938,816
Jan-Mar18	3,724,275	1,907,112	108,783	31,260	673,162	40,522	233,243	43,715	3,092,722	1,515,940	74,451	193,692	1,576,005	169,955	37,235	266,031	9,757	13,718,650
Change	62,922	79,957	12,166	-21,158	77,793	-7,030	37,082	-10,763	102,308	156,941	-354	73,877	157,140	3,480	977	42,146	-7,307	779,834
Change, %	1.7%	4.4%	12.6%	-40.4%	13.1%	-14.8%	18.9%	-19.8%	3.4%	11.5%	-0.5%	61.7%	11.1%	2.1%	2.7%	18.8%	-42.8%	6.0%

Tourist arrivals in the Canary Islands (ISTAC)

March 2018



Number of tourists by holiday package booking

March 2018

	Book	Do not book	TOTAL	% Book	% Do not book
International	780,284	566,383	1,346,667	57.9%	42.1%
- Germany	200,804	91,399	292,203	68.7%	31.3%
- Netherlands	36,237	22,228	58,465	62.0%	38.0%
- Ireland	14,371	29,212	43,583	33.0%	67.0%
- Nordics	185,119	68,272	253,391	73.1%	26.9%
- United Kingdom	227,992	213,584	441,576	51.6%	48.4%
- Switzerland	12,423	10,730	23,153	53.7%	46.3%
- Others	103,337	130,958	234,295	44.1%	55.9%
Spanish Mainland	34,131	100,724	134,855	25.3%	74.7%
TOTAL	814,414	667,107	1,481,521	55.0%	45.0%

January - March 2018

	Book	Do not book	TOTAL	% Book	% Do not book
International	2,171,310	1,563,221	3,734,532	58.1%	41.9%
- Germany	560,844	246,299	807,143	69.5%	30.5%
- Netherlands	104,069	57,075	161,144	64.6%	35.4%
- Ireland	37,845	80,681	118,526	31.9%	68.1%
- Nordics	534,280	217,212	751,492	71.1%	28.9%
- United Kingdom	635,800	539,565	1,175,365	54.1%	45.9%
- Switzerland	29,313	41,709	71,022	41.3%	58.7%
- Others	269,158	380,681	649,839	41.4%	58.6%
Spanish Mainland	86,536	244,372	330,908	26.2%	73.8%
TOTAL	2,257,845	1,807,594	4,065,439	55.5%	44.5%

Share of tourists by accommodation type

March 2018

	Hotels	Rental	Property	Cruise	Others
International	75.4%	11.1%	2.2%	2.7%	8.6%
- Germany	72.2%	10.9%	2.5%	8.9%	5.5%
- Netherlands	73.7%	14.9%	1.8%	2.5%	7.1%
- Ireland	76.9%	12.4%	1.7%	0.4%	8.7%
- Nordics	83.0%	11.5%	1.4%	0.0%	3.9%
- United Kingdom	76.5%	9.6%	2.0%	0.6%	11.3%
- Switzerland	77.6%	10.6%	4.7%	1.3%	5.8%
- Others	69.1%	12.5%	3.0%	2.5%	13.0%
Spanish Mainland	61.8%	12.4%	2.0%	1.1%	22.6%
TOTAL	74.2%	11.2%	2.2%	2.6%	9.9%

January - March 2018

	Hotels	Rental	Property	Cruise	Others
International	73.9%	10.4%	2.7%	3.5%	9.4%
- Germany	71.3%	9.7%	2.7%	9.6%	6.7%
- Netherlands	75.9%	12.0%	1.5%	2.5%	8.0%
- Ireland	72.0%	14.3%	2.4%	0.6%	10.8%
- Nordics	82.9%	9.5%	2.2%	0.1%	5.3%
- United Kingdom	73.9%	9.1%	2.6%	3.1%	11.3%
- Switzerland	70.0%	15.3%	4.5%	1.1%	9.1%
- Others	67.2%	13.0%	3.9%	1.8%	14.1%
Spanish Mainland	60.8%	11.6%	2.4%	1.7%	23.5%
TOTAL	72.9%	10.5%	2.7%	3.4%	10.5%

Source: Frontur (ISTAC). Tourist arrivals by air.

Note: on the result of the estimated Canary Islands total arrivals, tourists from La Gomera and El Hierro are included.

Tourist arrivals in the Canary Islands (ISTAC)

March 2018



Number of tourists by holiday package booking and island of stay

March 2018

	Lanzarote	Fuerteventura	Gran Canaria	Tenerife	La Palma	CANARY ISLANDS	
Book	Total	185,730	163,198	262,273	261,746	17,802	814,414
	- International	178,306	159,104	255,458	244,042	16,846	780,284
	- Spanish Mainlan	7,424	4,093	6,816	17,703	955	34,131
Do not book	Total	113,540	60,281	179,347	310,770	17,568	667,107
	- International	100,791	54,308	142,920	262,584	14,712	566,383
	- Spanish Mainlan	12,749	5,973	36,427	48,186	2,855	100,724
TOTAL	All markets	299,270	223,478	441,620	572,515	35,369	1,481,521
	- International	279,097	213,412	398,378	506,626	31,558	1,346,667
	- Spanish Mainlan	20,173	10,066	43,243	65,889	3,810	134,855
% book package	Total	62.1%	73.0%	59.4%	45.7%	50.3%	55.0%
	- International	63.9%	74.6%	64.1%	48.2%	53.4%	57.9%
	- Spanish Mainlan	36.8%	40.7%	15.8%	26.9%	25.1%	25.3%

January - March 2018

	Lanzarote	Fuerteventura	Gran Canaria	Tenerife	La Palma	CANARY ISLANDS	
Book	Total	474,095	417,843	740,428	765,528	72,364	2,257,845
	- International	454,357	406,799	720,901	717,601	67,047	2,171,310
	- Spanish Mainlan	19,738	11,043	19,528	47,926	5,316	86,536
Do not book	Total	293,673	171,054	536,455	795,329	53,502	1,807,594
	- International	261,383	153,784	447,395	683,472	45,214	1,563,221
	- Spanish Mainlan	32,290	17,268	89,060	111,857	8,288	244,372
TOTAL	All markets	767,768	588,895	1,276,882	1,560,856	125,866	4,065,438
	- International	715,740	560,583	1,168,296	1,401,072	112,262	3,734,532
	- Spanish Mainlan	52,029	28,313	108,588	159,783	13,603	330,908
% book package	Total	61.7%	71.0%	58.0%	49.0%	57.5%	55.5%
	- International	63.5%	72.6%	61.7%	51.2%	59.7%	58.1%
	- Spanish Mainlan	37.9%	39.0%	18.0%	30.0%	39.1%	26.2%

Share of tourists by accommodation type and island of stay

March 2018

	Lanzarote	Fuerteventura	Gran Canaria	Tenerife	La Palma	CANARY ISLANDS	
International	Hotels	73.9%	77.8%	70.4%	70.9%	51.2%	75.4%
	Rental	10.5%	8.3%	13.5%	8.0%	30.4%	11.1%
	Property	0.4%	1.3%	1.8%	3.5%	3.4%	2.2%
	Cruise	7.5%	9.3%	7.7%	5.4%	9.4%	2.7%
	Others	7.7%	3.3%	6.6%	12.1%	5.6%	8.6%
Spanish Mainland	Hotels	77.5%	65.4%	52.0%	62.6%	46.7%	61.8%
	Rental	4.0%	13.9%	14.9%	12.0%	20.9%	12.4%
	Property	2.4%	2.5%	1.8%	2.0%	3.5%	2.0%
	Cruise	2.7%	5.1%	1.3%	2.2%	14.1%	1.1%
	Others	13.5%	13.1%	29.9%	21.3%	14.8%	22.6%
TOTAL	Hotels	74.1%	77.3%	68.6%	70.0%	50.7%	74.2%
	Rental	10.0%	8.6%	13.7%	8.5%	29.4%	11.2%
	Property	0.6%	1.3%	1.8%	3.4%	3.4%	2.2%
	Cruise	7.2%	9.1%	7.1%	5.0%	9.9%	2.6%
	Others	8.1%	3.7%	8.9%	13.2%	6.6%	9.9%

January - March 2018

	Lanzarote	Fuerteventura	Gran Canaria	Tenerife	La Palma	CANARY ISLANDS	
International	Hotels	73.2%	76.7%	68.2%	70.5%	42.8%	73.9%
	Rental	11.1%	8.4%	11.6%	7.4%	23.9%	10.4%
	Property	0.9%	2.0%	2.5%	3.7%	2.7%	2.7%
	Cruise	7.7%	9.2%	8.9%	5.9%	22.4%	3.5%
	Others	7.0%	3.6%	8.8%	12.5%	8.1%	9.4%
Spanish Mainland	Hotels	70.6%	53.6%	51.4%	61.0%	39.1%	60.8%
	Rental	4.1%	12.6%	15.6%	9.8%	14.5%	11.6%
	Property	1.5%	4.1%	2.2%	2.6%	2.5%	2.4%
	Cruise	7.7%	13.5%	4.3%	3.2%	29.5%	1.7%
	Others	16.1%	16.1%	26.6%	23.4%	14.4%	23.5%
TOTAL	Hotels	73.0%	75.6%	66.8%	69.5%	42.4%	72.9%
	Rental	10.6%	8.6%	12.0%	7.6%	22.9%	10.5%
	Property	0.9%	2.1%	2.5%	3.6%	2.7%	2.7%
	Cruise	7.7%	9.4%	8.5%	5.6%	23.2%	3.4%
	Others	7.7%	4.2%	10.3%	13.6%	8.8%	10.5%

Source: Frontur (ISTAC). Tourist arrivals by air.

Note: in the islands are included tourists who have chosen the island as the main destination of their trip or as a secondary destination.