

Tourist arrivals in the Canary Islands (ISTAC)

March 2019



CANARY ISLANDS

	United Kingdom	Germany	Belgium	France	Netherlands	Ireland	Italy	Switzerland	Denmark	Finland	Norway	Sweden	Nordics	Others	International	Mainland	TOTAL
2018	441,576	292,203	31,812	61,498	58,466	43,583	42,796	23,154	50,258	43,118	65,265	94,750	253,391	98,189	1,346,667	134,855	1,481,521
2019	438,498	287,632	34,189	49,448	52,527	44,990	47,000	20,427	42,509	44,064	69,556	79,808	235,937	99,157	1,309,805	167,678	1,477,483
Change	-3,078	-4,571	2,377	-12,050	-5,939	1,407	4,204	-2,727	-7,749	946	4,291	-14,942	-17,454	968	-36,862	32,823	-4,038
Change, %	-0.7%	-1.6%	7.5%	-19.6%	-10.2%	3.2%	9.8%	-11.8%	-15.4%	2.2%	6.6%	-15.8%	-6.9%	1.0%	-2.7%	24.3%	-0.3%

LANZAROTE

	United Kingdom	Germany	Belgium	France	Netherlands	Ireland	Italy	Switzerland	Denmark	Finland	Norway	Sweden	Nordics	Others	International	Mainland	TOTAL
2018	129,756	29,519	4,237	15,239	12,647	21,798	7,306	n.d.	n.d.	n.d.	n.d.	n.d.	18,640	n.d.	252,183	18,788	270,970
2019	126,968	37,748	4,422	11,656	10,173	23,544	5,700	n.d.	n.d.	n.d.	n.d.	n.d.	13,756	n.d.	244,954	23,866	268,820
Change	-2,788	8,229	185	-3,583	-2,474	1,746	-1,606	--	--	--	--	--	-4,884	--	-7,229	5,078	-2,150
Change, %	-2.1%	27.9%	4.4%	-23.5%	-19.6%	8.0%	-22.0%	--	--	--	--	--	-26.2%	--	-2.9%	27.0%	-0.8%

FUERTEVENTURA

	United Kingdom	Germany	Belgium	France	Netherlands	Ireland	Italy	Switzerland	Denmark	Finland	Norway	Sweden	Nordics	Others	International	Mainland	TOTAL
2018	49,574	79,534	1,145	11,762	6,122	3,186	7,179	n.d.	n.d.	n.d.	n.d.	n.d.	14,948	n.d.	188,799	8,850	197,649
2019	52,131	60,656	1,212	10,305	4,843	2,831	8,108	n.d.	n.d.	n.d.	n.d.	n.d.	11,339	n.d.	167,373	10,980	178,353
Change	2,557	-18,878	67	-1,457	-1,279	-355	929	--	--	--	--	--	-3,609	--	-21,426	2,130	-19,296
Change, %	5.2%	-23.7%	5.9%	-12.4%	-20.9%	-11.1%	12.9%	--	--	--	--	--	-24.1%	--	-11.3%	24.1%	-9.8%

GRAN CANARIA

	United Kingdom	Germany	Belgium	France	Netherlands	Ireland	Italy	Switzerland	Denmark	Finland	Norway	Sweden	Nordics	Others	International	Mainland	TOTAL
2018	60,418	88,173	7,923	9,487	20,133	7,025	8,437	n.d.	n.d.	n.d.	n.d.	n.d.	153,364	n.d.	390,944	41,208	432,152
2019	54,627	102,948	7,724	6,339	19,693	5,572	10,517	n.d.	n.d.	n.d.	n.d.	n.d.	146,252	n.d.	387,168	51,549	438,716
Change	-5,791	14,775	-199	-3,148	-440	-1,453	2,080	--	--	--	--	--	-7,112	--	-3,776	10,341	6,564
Change, %	-9.6%	16.8%	-2.5%	-33.2%	-2.2%	-20.7%	24.7%	--	--	--	--	--	-4.6%	--	-1.0%	25.1%	1.5%

TENERIFE

	United Kingdom	Germany	Belgium	France	Netherlands	Ireland	Italy	Switzerland	Denmark	Finland	Norway	Sweden	Nordics	Others	International	Mainland	TOTAL
2018	195,860	73,414	17,508	23,359	16,515	11,028	19,598	n.d.	n.d.	n.d.	n.d.	n.d.	60,814	n.d.	473,148	63,264	536,412
2019	199,177	64,523	20,011	19,872	15,457	12,967	22,490	n.d.	n.d.	n.d.	n.d.	n.d.	62,310	n.d.	472,830	76,057	548,887
Change	3,317	-8,891	2,503	-3,487	-1,058	1,939	2,892	--	--	--	--	--	1,496	--	-318	12,793	12,475
Change, %	1.7%	-12.1%	14.3%	-14.9%	-6.4%	17.6%	14.8%	--	--	--	--	--	2.5%	--	-0.1%	20.2%	2.3%

LA PALMA


	United Kingdom	Germany	Belgium	France	Netherlands	Ireland	Italy	Switzerland	Denmark	Finland	Norway	Sweden	Nordics	Others	International	Mainland	TOTAL
2018	4,394	11,796	441	985	2,904	185	82	n.d.	n.d.	n.d.	n.d.	n.d.	4,478	n.d.	26,542	2,456	28,998
2019	3,446	12,489	693	512	2,012	62	93	n.d.	n.d.	n.d.	n.d.	n.d.	1,121	n.d.	22,422	4,411	26,833
Change	-948	693	252	-473	-892	-123	11	--	--	--	--	--	-3,357	--	-4,120	1,955	-2,165
Change, %	-21.6%	5.9%	57.1%	-48.0%	-30.7%	-66.5%	13.4%	--	--	--	--	--	-75.0%	--	-15.5%	79.6%	-7.5%

Source: Frontur (ISTAC). Tourist arrivals by air.

Note: on the result of the estimated Canary Islands total arrivals, tourists from La Gomera and El Hierro are included. Only main tourists are taken into account in each island.

Tourist arrivals in the Canary Islands (ISTAC)

January - March 2019



CANARY ISLANDS

	United Kingdom	Germany	Belgium	France	Netherlands	Ireland	Italy	Switzerland	Denmark	Finland	Norway	Sweden	Nordics	Others	International	Mainland	TOTAL
2018	1,175,366	807,144	97,563	142,333	161,145	118,527	128,966	71,023	148,719	131,749	186,850	284,174	751,492	280,977	3,734,532	330,908	4,065,438
2019	1,196,898	769,302	94,850	142,621	153,213	122,646	134,003	66,946	127,179	130,673	185,606	240,173	683,631	305,713	3,669,822	409,635	4,079,457
Change	21,532	-37,842	-2,713	288	-7,932	4,119	5,037	-4,077	-21,540	-1,076	-1,244	-44,001	-67,861	24,736	-64,710	78,727	14,019
Change, %	1.8%	-4.7%	-2.8%	0.2%	-4.9%	3.5%	3.9%	-5.7%	-14.5%	-0.8%	-0.7%	-15.5%	-9.0%	8.8%	-1.7%	23.8%	0.3%

LANZAROTE

	United Kingdom	Germany	Belgium	France	Netherlands	Ireland	Italy	Switzerland	Denmark	Finland	Norway	Sweden	Nordics	Others	International	Mainland	TOTAL
2018	320,545	81,409	12,480	35,043	32,390	57,252	16,935	n.d.	n.d.	n.d.	n.d.	n.d.	52,772	n.d.	645,937	45,577	691,512
2019	345,661	89,514	11,180	38,099	28,669	61,002	17,611	n.d.	n.d.	n.d.	n.d.	n.d.	40,099	n.d.	668,744	56,777	725,522
Change	25,116	8,105	-1,300	3,056	-3,721	3,750	676	--	--	--	--	--	-12,673	--	22,807	11,200	34,010
Change, %	7.8%	10.0%	-10.4%	8.7%	-11.5%	6.5%	4.0%	--	--	--	--	--	-24.0%	--	3.5%	24.6%	4.9%

FUERTEVENTURA

	United Kingdom	Germany	Belgium	France	Netherlands	Ireland	Italy	Switzerland	Denmark	Finland	Norway	Sweden	Nordics	Others	International	Mainland	TOTAL
2018	126,948	199,684	3,549	29,564	15,671	9,231	22,848	n.d.	n.d.	n.d.	n.d.	n.d.	47,258	n.d.	498,237	22,325	520,562
2019	128,224	158,454	3,281	25,648	13,841	8,069	19,694	n.d.	n.d.	n.d.	n.d.	n.d.	35,631	n.d.	437,505	26,439	463,944
Change	1,276	-41,230	-268	-3,916	-1,830	-1,162	-3,154	--	--	--	--	--	-11,627	--	-60,732	4,114	-56,618
Change, %	1.0%	-20.6%	-7.6%	-13.2%	-11.7%	-12.6%	-13.8%	--	--	--	--	--	-24.6%	--	-12.2%	18.4%	-10.9%

GRAN CANARIA

	United Kingdom	Germany	Belgium	France	Netherlands	Ireland	Italy	Switzerland	Denmark	Finland	Norway	Sweden	Nordics	Others	International	Mainland	TOTAL
2018	172,125	265,284	23,538	22,998	58,927	20,345	26,423	n.d.	n.d.	n.d.	n.d.	n.d.	443,057	n.d.	1,135,718	101,773	1,237,491
2019	154,994	269,331	20,648	19,763	56,953	17,386	30,266	n.d.	n.d.	n.d.	n.d.	n.d.	420,073	n.d.	1,099,980	139,120	1,239,099
Change	-17,131	4,047	-2,890	-3,235	-1,974	-2,959	3,843	--	--	--	--	--	-22,984	--	-35,738	37,347	1,608
Change, %	-10.0%	1.5%	-12.3%	-14.1%	-3.3%	-14.5%	14.5%	--	--	--	--	--	-5.2%	--	-3.1%	36.7%	0.1%

TENERIFE

	United Kingdom	Germany	Belgium	France	Netherlands	Ireland	Italy	Switzerland	Denmark	Finland	Norway	Sweden	Nordics	Others	International	Mainland	TOTAL
2018	536,491	201,299	55,557	51,796	46,127	30,976	62,071	n.d.	n.d.	n.d.	n.d.	n.d.	191,474	n.d.	1,335,285	152,685	1,487,970
2019	551,110	195,327	57,547	55,471	46,484	35,771	65,811	n.d.	n.d.	n.d.	n.d.	n.d.	179,500	n.d.	1,356,822	175,865	1,532,687
Change	14,619	-5,972	1,990	3,675	357	4,795	3,740	--	--	--	--	--	-11,974	--	21,537	23,180	44,717
Change, %	2.7%	-3.0%	3.6%	7.1%	0.8%	15.5%	6.0%	--	--	--	--	--	-6.3%	--	1.6%	15.2%	3.0%

LA PALMA


	United Kingdom	Germany	Belgium	France	Netherlands	Ireland	Italy	Switzerland	Denmark	Finland	Norway	Sweden	Nordics	Others	International	Mainland	TOTAL
2018	12,070	37,606	1,414	2,251	6,902	329	312	n.d.	n.d.	n.d.	n.d.	n.d.	12,897	n.d.	79,893	7,091	86,984
2019	8,945	32,267	1,488	1,880	5,806	140	406	n.d.	n.d.	n.d.	n.d.	n.d.	4,821	n.d.	62,365	9,642	72,007
Change	-3,125	-5,339	74	-371	-1,096	-189	94	--	--	--	--	--	-8,076	--	-17,528	2,551	-14,977
Change, %	-25.9%	-14.2%	5.2%	-16.5%	-15.9%	-57.4%	30.1%	--	--	--	--	--	-62.6%	--	-21.9%	36.0%	-17.2%

Source: Frontur (ISTAC). Tourist arrivals by air.

Note: on the result of the estimated Canary Islands total arrivals, tourists from La Gomera and El Hierro are included. Only main tourists are taken into account in each island.

International tourist arrivals in Spain (INE)

March 2019



BY COUNTRY OF RESIDENCE

Monthly

	UK	Germany	Belgium	France	Netherlands	Ireland	Italy	Switzerland	Denmark	Finland	Norway	Sweden	Nordics	Russia	Portugal	Austria	Others	INTERNATIONAL
Mar-18	1,185,824	819,714	152,461	650,445	225,075	119,215	280,550	107,851	140,504	133,389	99,155	131,169	504,217	55,476	150,943	42,680	1,051,971	5,383,687
Mar-19	1,110,455	812,433	178,966	677,518	221,746	124,389	321,399	113,832	95,385	89,568	136,553	170,617	492,123	71,143	185,790	89,050	1,198,450	5,645,747
Change	-75,369	-7,281	26,505	27,073	-3,329	5,174	40,849	5,981	-45,119	-43,821	37,398	39,448	-12,094	15,667	34,847	46,370	146,479	262,060
Change, %	-6.4%	-0.9%	17.4%	4.2%	-1.5%	4.3%	14.6%	5.5%	-32.1%	-32.9%	37.7%	30.1%	-2.4%	28.2%	23.1%	108.6%	13.9%	4.9%

Year-to-date

	UK	Germany	Belgium	France	Netherlands	Ireland	Italy	Switzerland	Denmark	Finland	Norway	Sweden	Nordics	Russia	Portugal	Austria	Others	INTERNATIONAL
Jan-Mar18	2,848,812	1,858,053	407,605	1,684,628	558,327	285,399	772,989	285,962	343,519	273,397	335,980	398,010	1,350,906	171,405	410,489	100,538	2,875,913	13,708,335
Jan-Mar19	2,801,559	1,877,433	423,133	1,686,011	542,913	304,533	830,149	281,496	242,751	225,348	347,086	451,359	1,266,544	188,738	472,468	229,678	3,201,386	14,222,812
Change	-47,253	19,380	15,528	1,383	-15,414	19,134	57,160	-4,466	-100,768	-48,049	11,106	53,349	-84,362	17,333	61,979	129,140	325,473	514,477
Change, %	-1.7%	1.0%	3.8%	0.1%	-2.8%	6.7%	7.4%	-1.6%	-29.3%	-17.6%	3.3%	13.4%	-6.2%	10.1%	15.1%	128.4%	11.3%	3.8%

BY AUTONOMOUS COMMUNITY

Monthly


	Canary Islands	Andalusia	Aragon	Asturias	Balearic Islands	Cantabria	C. y Leon	C. La Mancha	Catalonia	Valencian Region	Extremadura	Galicia	Madrid	Murcia	Navarre	Basque Country	La Rioja	SPAIN
Mar-18	1,347,620	784,910	30,656	0	401,356	8,294	87,267	0	1,213,441	618,406	0	79,282	559,298	75,327	0	104,042	0	5,383,687
Mar-19	1,340,619	850,475	39,738	0	365,838	15,951	90,893	25,270	1,276,644	640,678	0	98,389	682,976	57,008	0	98,887	0	5,645,747
Change	-7,001	65,565	9,082	0	-35,518	7,657	3,626	25,270	63,203	22,272	0	19,107	123,678	-18,319	0	-5,155	0	262,060
Change, %	-0.5%	8.4%	29.6%	--	-8.8%	92.3%	4.2%	--	5.2%	3.6%	--	24.1%	22.1%	-24.3%	--	-5.0%	--	4.9%

Year-to-date

	Canary Islands	Andalusia	Aragon	Asturias	Balearic Islands	Cantabria	C. y Leon	C. La Mancha	Catalonia	Valencian Region	Extremadura	Galicia	Madrid	Murcia	Navarre	Basque Country	La Rioja	SPAIN
Jan-Mar18	3,723,972	1,902,734	104,934	15,900	677,104	40,957	231,695	28,261	3,094,032	1,518,799	23,150	199,486	1,581,245	167,588	0	252,013	0	13,708,335
Jan-Mar19	3,679,055	2,050,395	91,925	13,007	692,115	44,525	205,493	65,739	3,217,231	1,514,911	0	264,764	1,766,538	163,823	0	305,492	0	14,222,812
Change	-44,917	147,661	-13,009	-2,893	15,011	3,568	-26,202	37,478	123,199	-3,888	-23,150	65,278	185,293	-3,765	0	53,479	0	514,477
Change, %	-1.2%	7.8%	-12.4%	-18.2%	2.2%	8.7%	-11.3%	132.6%	4.0%	-0.3%	-100.0%	32.7%	11.7%	-2.2%	--	21.2%	--	3.8%

Tourist arrivals in the Canary Islands (ISTAC)

March 2019



Number of tourists by holiday package booking and country of residence

March 2019

	Book	Do not book	TOTAL	% Book	% Do not book
International	766,492	543,313	1,309,805	58.5%	41.5%
- Germany	191,056	96,576	287,632	66.4%	33.6%
- Netherlands	34,591	17,937	52,527	65.9%	34.1%
- Ireland	11,638	33,352	44,990	25.9%	74.1%
- Nordics	170,775	65,161	235,936	72.4%	27.6%
- United Kingdom	248,948	189,550	438,498	56.8%	43.2%
- Switzerland	9,349	11,078	20,427	45.8%	54.2%
- Others	100,136	129,659	229,795	43.6%	56.4%
Spanish Mainland	30,421	137,258	167,679	18.1%	81.9%
TOTAL	796,913	680,571	1,477,484	53.9%	46.1%

January - March 2019

	Book	Do not book	TOTAL	% Book	% Do not book
International	2,108,585	1,561,236	3,669,822	57.5%	42.5%
- Germany	519,136	250,167	769,303	67.5%	32.5%
- Netherlands	93,276	59,938	153,213	60.9%	39.1%
- Ireland	37,773	84,873	122,646	30.8%	69.2%
- Nordics	504,391	179,239	683,630	73.8%	26.2%
- United Kingdom	664,243	532,655	1,196,898	55.5%	44.5%
- Switzerland	27,723	39,222	66,945	41.4%	58.6%
- Others	262,045	415,143	677,188	38.7%	61.3%
Spanish Mainland	75,577	334,059	409,636	18.4%	81.6%
TOTAL	2,184,163	1,895,296	4,079,459	53.5%	46.5%

Share of tourists by accommodation type and country of residence

March 2019

	Hotels	Rental	Property	Cruise	Others
International	73.8%	9.4%	2.4%	4.0%	10.4%
- Germany	65.0%	9.5%	2.3%	15.2%	8.1%
- Netherlands	77.8%	13.5%	1.3%	1.8%	5.5%
- Ireland	68.1%	19.0%	2.1%	0.8%	10.0%
- Nordics	85.1%	6.7%	2.3%	0.0%	5.8%
- United Kingdom	77.4%	8.5%	2.1%	0.4%	11.6%
- Switzerland	67.7%	11.2%	7.6%	4.1%	9.4%
- Others	67.1%	10.8%	3.0%	2.1%	17.1%
Spanish Mainland	46.1%	8.4%	3.4%	0.4%	41.8%
TOTAL	70.7%	9.3%	2.5%	3.6%	14.0%

January - March 2019

	Hotels	Rental	Property	Cruise	Others
International	73.0%	10.0%	2.7%	3.8%	10.6%
- Germany	65.8%	9.5%	2.3%	14.6%	7.8%
- Netherlands	74.3%	12.6%	2.7%	1.4%	9.1%
- Ireland	67.3%	18.8%	3.1%	0.6%	10.3%
- Nordics	86.2%	6.2%	2.1%	0.1%	5.5%
- United Kingdom	74.7%	9.7%	2.6%	1.1%	11.9%
- Switzerland	68.5%	14.2%	5.3%	2.4%	9.7%
- Others	65.7%	12.6%	3.5%	1.2%	17.0%
Spanish Mainland	53.1%	9.9%	2.8%	0.8%	33.3%
TOTAL	71.0%	10.0%	2.7%	3.5%	12.9%

Source: Frontur (ISTAC). Tourist arrivals by air.

Note: on the result of the estimated Canary Islands total arrivals, tourists from La Gomera and El Hierro are included.

Tourist arrivals in the Canary Islands (ISTAC)

March 2019



Number of tourists by holiday package booking and island of stay

March 2019

		Lanzarote	Fuerteventura	Gran Canaria	Tenerife	La Palma	CANARY ISLANDS
Book	Total	179,378	136,406	260,876	278,964	18,156	796,913
	- International	171,455	133,342	256,579	263,382	17,803	766,492
	- Spanish Mainlan	7,923	3,064	4,297	15,583	353	30,421
Do not book	Total	116,235	65,150	187,029	300,260	21,414	680,571
	- International	99,650	56,302	138,283	238,524	16,774	543,313
	- Spanish Mainlan	16,585	8,848	48,746	61,736	4,640	137,258
TOTAL	All markets	295,614	201,556	447,905	579,224	39,570	1,477,483
	- International	271,105	189,645	394,862	501,905	34,577	1,309,805
	- Spanish Mainlan	24,508	11,911	53,042	77,319	4,993	167,678
% book package	Total	60.7%	67.7%	58.2%	48.2%	45.9%	53.9%
	- International	63.2%	70.3%	65.0%	52.5%	51.5%	58.5%
	- Spanish Mainlan	32.3%	25.7%	8.1%	20.2%	7.1%	18.1%

January - March 2019

		Lanzarote	Fuerteventura	Gran Canaria	Tenerife	La Palma	CANARY ISLANDS
Book	Total	468,275	384,092	747,193	772,295	55,189	2,184,163
	- International	450,354	376,216	731,806	735,289	53,764	2,108,585
	- Spanish Mainlan	17,921	7,876	15,388	37,007	1,424	75,577
Do not book	Total	339,595	154,904	527,950	843,409	58,587	1,895,296
	- International	297,574	133,659	399,107	700,152	47,779	1,561,236
	- Spanish Mainlan	42,022	21,244	128,844	143,257	10,808	334,059
TOTAL	All markets	807,872	538,994	1,275,145	1,615,704	113,775	4,079,457
	- International	747,928	509,875	1,130,913	1,435,441	101,543	3,669,822
	- Spanish Mainlan	59,943	29,119	144,231	180,264	12,232	409,635
% book package	Total	58.0%	71.3%	58.6%	47.8%	48.5%	53.5%
	- International	60.2%	73.8%	64.7%	51.2%	52.9%	57.5%
	- Spanish Mainlan	29.9%	27.0%	10.7%	20.5%	11.6%	18.4%

Share of tourists by accommodation type and island of stay

March 2019

		Lanzarote	Fuerteventura	Gran Canaria	Tenerife	La Palma	CANARY ISLANDS
International	Hotels	75.3%	69.8%	69.4%	70.3%	33.2%	73.8%
	Rental	7.8%	11.3%	6.7%	8.7%	27.8%	9.4%
	Property	1.4%	1.9%	2.6%	2.5%	4.5%	2.4%
	Cruise	7.5%	10.5%	12.3%	5.7%	28.5%	4.0%
	Others	7.9%	6.5%	9.0%	12.8%	5.9%	10.4%
Spanish Mainland	Hotels	53.8%	45.5%	43.0%	48.0%	32.7%	46.1%
	Rental	2.2%	11.5%	7.5%	9.3%	26.2%	8.4%
	Property	3.1%	4.6%	1.2%	3.7%	13.1%	3.4%
	Cruise	0.4%	0.6%	0.2%	0.8%	2.1%	0.4%
	Others	40.5%	37.2%	48.0%	38.2%	25.8%	41.8%
TOTAL	Hotels	73.5%	68.4%	66.3%	67.4%	33.2%	70.7%
	Rental	7.3%	11.3%	6.8%	8.8%	27.6%	9.3%
	Property	1.6%	2.1%	2.4%	2.6%	5.6%	2.5%
	Cruise	7.0%	9.9%	10.9%	5.1%	25.2%	3.6%
	Others	10.6%	8.3%	13.6%	16.2%	8.4%	14.0%

January - March 2019

		Lanzarote	Fuerteventura	Gran Canaria	Tenerife	La Palma	CANARY ISLANDS
International	Hotels	70.3%	70.7%	70.0%	68.7%	32.2%	73.0%
	Rental	11.4%	10.7%	7.2%	8.6%	26.2%	10.0%
	Property	1.3%	1.7%	2.5%	3.4%	3.3%	2.7%
	Cruise	8.4%	12.5%	11.1%	6.2%	29.7%	3.8%
	Others	8.6%	4.4%	9.2%	13.1%	8.7%	10.6%
Spanish Mainland	Hotels	59.3%	50.3%	54.3%	51.7%	40.8%	53.1%
	Rental	5.7%	16.4%	8.4%	10.5%	24.2%	9.9%
	Property	2.7%	3.4%	1.3%	3.2%	7.8%	2.8%
	Cruise	1.2%	1.8%	0.9%	1.5%	5.1%	0.8%
	Others	31.1%	27.8%	35.0%	33.1%	22.1%	33.3%
TOTAL	Hotels	69.5%	69.6%	68.2%	66.8%	33.1%	71.0%
	Rental	11.0%	11.0%	7.4%	8.8%	26.0%	10.0%
	Property	1.4%	1.7%	2.3%	3.4%	3.8%	2.7%
	Cruise	7.9%	12.0%	10.0%	5.7%	27.0%	3.5%
	Others	10.3%	5.7%	12.1%	15.4%	10.2%	12.9%

Source: Frontur (ISTAC). Tourist arrivals by air.

Note: in the islands are included tourists who have chosen the island as the main destination of their trip or as a secondary destination.