

# Tourist arrivals in the Canary Islands (ISTAC)

March 2022 (vs. 2019)



## CANARY ISLANDS

	United Kingdom	Germany	Belgium	France	Netherlands	Ireland	Italy	Switzerland	Denmark	Finland	Norway	Sweden	Nordics	Others	International	Mainland	TOTAL
2019	438,498	287,632	34,189	49,448	52,527	44,990	47,000	20,427	42,509	44,064	69,556	79,808	235,937	99,157	1,309,805	172,521	1,482,326
2022	422,491	222,630	31,935	66,751	56,721	43,365	49,888	9,202	38,311	20,340	34,170	36,339	129,160	104,046	1,136,189	117,497	1,253,686
Change	-16,007	-65,002	-2,254	17,303	4,194	-1,625	2,888	-11,225	-4,198	-23,724	-35,386	-43,469	-106,777	4,889	-173,616	-55,024	-228,640
Change, %	-3.7%	-22.6%	-6.6%	35.0%	8.0%	-3.6%	6.1%	-55.0%	-9.9%	-53.8%	-50.9%	-54.5%	-45.3%	4.9%	-13.3%	-31.9%	-15.4%

## LANZAROTE

	United Kingdom	Germany	Belgium	France	Netherlands	Ireland	Italy	Switzerland	Denmark	Finland	Norway	Sweden	Nordics	Others	International	Mainland	TOTAL
2019	126,968	37,748	4,422	11,656	10,173	23,544	5,700	-	-	-	-	-	13,756	10,988	244,954	23,866	268,820
2022	107,362	23,677	3,393	15,276	10,361	18,084	5,838	-	-	-	-	-	8,205	10,186	202,380	20,399	222,779
Change	-19,606	-14,071	-1,029	3,620	188	-5,460	138	--	--	--	--	--	-5,551	-802	-42,574	-3,467	-46,041
Change, %	-15.4%	-37.3%	-23.3%	31.1%	1.8%	-23.2%	2.4%	--	--	--	--	--	-40.4%	-7.3%	-17.4%	-14.5%	-17.1%

## FUERTEVENTURA

	United Kingdom	Germany	Belgium	France	Netherlands	Ireland	Italy	Switzerland	Denmark	Finland	Norway	Sweden	Nordics	Others	International	Mainland	TOTAL
2019	52,131	60,656	1,212	10,305	4,843	2,831	8,108	-	-	-	-	-	11,339	15,948	167,373	10,980	178,353
2022	45,267	58,166	1,201	12,633	6,117	2,481	7,838	-	-	-	-	-	5,897	13,017	152,617	8,460	161,077
Change	-6,864	-2,490	-11	2,328	1,274	-350	-270	--	--	--	--	--	-5,442	-2,931	-14,756	-2,520	-17,276
Change, %	-13.2%	-4.1%	-0.9%	22.6%	26.3%	-12.4%	-3.3%	--	--	--	--	--	-48.0%	-18.4%	-8.8%	-23.0%	-9.7%

## GRAN CANARIA

	United Kingdom	Germany	Belgium	France	Netherlands	Ireland	Italy	Switzerland	Denmark	Finland	Norway	Sweden	Nordics	Others	International	Mainland	TOTAL
2019	54,627	102,948	7,724	6,557	19,693	5,572	10,517	-	-	-	-	-	146,252	33,496	387,386	56,392	443,778
2022	58,285	66,924	7,040	8,946	20,985	7,036	7,973	-	-	-	-	-	78,952	29,104	285,246	31,606	316,852
Change	3,658	-36,024	-684	2,389	1,292	1,464	-2,544	--	--	--	--	--	-67,300	-4,392	-102,140	-24,786	-126,926
Change, %	6.7%	-35.0%	-8.9%	36.4%	6.6%	26.3%	-24.2%	--	--	--	--	--	-46.0%	-13.1%	-26.4%	-44.0%	-28.6%

## TENERIFE

	United Kingdom	Germany	Belgium	France	Netherlands	Ireland	Italy	Switzerland	Denmark	Finland	Norway	Sweden	Nordics	Others	International	Mainland	TOTAL
2019	199,177	64,523	20,011	19,872	15,457	12,967	22,490	-	-	-	-	-	62,310	56,025	472,830	76,057	548,887
2022	208,094	64,014	20,049	29,142	18,181	15,601	28,098	-	-	-	-	-	35,472	59,156	477,806	53,076	530,882
Change	8,917	-509	38	9,270	2,724	2,634	5,608	--	--	--	--	--	-26,838	3,131	4,976	-22,981	-18,005
Change, %	4.5%	-0.8%	0.2%	46.6%	17.6%	20.3%	24.9%	--	--	--	--	--	-43.1%	5.6%	1.1%	-30.2%	-3.3%

## LA PALMA

	United Kingdom	Germany	Belgium	France	Netherlands	Ireland	Italy	Switzerland	Denmark	Finland	Norway	Sweden	Nordics	Others	International	Mainland	TOTAL
2019	3,446	12,489	693	512	2,012	62	93	-	-	-	-	-	1,121	1,993	22,422	4,411	26,833
2022	1,458	3,276	215	391	474	83	89	-	-	-	-	-	95	1,125	7,204	3,377	10,581
Change	-1,988	-9,213	-478	-121	-1,538	21	-4	--	--	--	--	--	-1,026	-868	-15,218	-1,034	-16,252
Change, %	-57.7%	-73.8%	-69.0%	-23.6%	-76.4%	33.9%	-4.3%	--	--	--	--	--	-91.5%	-43.6%	-67.9%	-23.4%	-60.6%

Source: Frontur (ISTAC). Tourist arrivals by air.

Note: on the result of the estimated Canary Islands total arrivals, tourists from La Gomera and El Hierro are included. Only main tourists are taken into account in each island.

# Tourist arrivals in the Canary Islands (ISTAC)

January - March 2022 (vs. 2019)



## CANARY ISLANDS

	United Kingdom	Germany	Belgium	France	Netherlands	Ireland	Italy	Switzerland	Denmark	Finland	Norway	Sweden	Nordics	Others	International	Mainland	TOTAL
2019	1,196,898	769,302	94,850	142,621	153,213	122,646	134,003	66,946	127,180	130,673	185,606	240,173	683,632	305,713	3,669,822	414,478	4,084,300
2021	959,385	530,449	91,382	180,118	156,980	115,777	123,074	27,800	121,184	65,195	99,008	110,015	395,402	302,541	2,882,909	324,751	3,207,660
Change	-237,513	-238,853	-3,468	37,497	3,767	-6,869	-10,929	-39,146	-5,996	-65,478	-86,598	-130,158	-288,230	-3,172	-786,913	-89,727	-876,640
Change, %	-19.8%	-31.0%	-3.7%	26.3%	2.5%	-5.6%	-8.2%	-58.5%	-4.7%	-50.1%	-46.7%	-54.2%	-42.2%	-1.0%	-21.4%	-21.6%	-21.5%

## LANZAROTE

	United Kingdom	Germany	Belgium	France	Netherlands	Ireland	Italy	Switzerland	Denmark	Finland	Norway	Sweden	Nordics	Others	International	Mainland	TOTAL
2019	345,661	89,514	11,180	38,099	28,669	61,002	17,611	-	-	-	-	-	40,099	36,910	668,744	56,777	725,522
2021	241,198	53,549	10,261	38,498	26,358	46,677	14,800	-	-	-	-	-	26,707	29,409	487,454	55,476	542,930
Change	-104,463	-35,965	-919	399	-2,311	-14,325	-2,811	--	--	--	--	--	-13,392	-7,501	-181,290	-1,301	-182,592
Change, %	-30.2%	-40.2%	-8.2%	1.0%	-8.1%	-23.5%	-16.0%	--	--	--	--	--	-33.4%	-20.3%	-27.1%	-2.3%	-25.2%

## FUERTEVENTURA

	United Kingdom	Germany	Belgium	France	Netherlands	Ireland	Italy	Switzerland	Denmark	Finland	Norway	Sweden	Nordics	Others	International	Mainland	TOTAL
2019	128,224	158,454	3,281	25,648	13,841	8,069	19,694	-	-	-	-	-	35,631	44,665	437,505	26,439	463,944
2021	101,785	131,355	4,037	34,392	16,143	7,384	18,569	-	-	-	-	-	19,971	40,593	374,228	23,706	397,934
Change	-26,439	-27,099	756	8,744	2,302	-685	-1,125	--	--	--	--	--	-15,660	-4,072	-63,277	-2,733	-66,010
Change, %	-20.6%	-17.1%	23.0%	34.1%	16.6%	-8.5%	-5.7%	--	--	--	--	--	-44.0%	-9.1%	-14.5%	-10.3%	-14.2%

## GRAN CANARIA

	United Kingdom	Germany	Belgium	France	Netherlands	Ireland	Italy	Switzerland	Denmark	Finland	Norway	Sweden	Nordics	Others	International	Mainland	TOTAL
2019	154,994	269,331	20,648	19,981	56,953	17,386	30,266	-	-	-	-	-	420,073	110,566	1,100,198	143,963	1,244,161
2021	134,873	161,886	20,251	22,788	57,148	17,064	22,733	-	-	-	-	-	239,099	81,437	757,279	93,184	850,462
Change	-20,121	-107,445	-397	2,807	195	-322	-7,533	--	--	--	--	--	-180,974	-29,129	-342,919	-50,779	-393,699
Change, %	-13.0%	-39.9%	-1.9%	14.0%	0.3%	-1.9%	-24.9%	--	--	--	--	--	-43.1%	-26.3%	-31.2%	-35.3%	-31.6%

## TENERIFE

	United Kingdom	Germany	Belgium	France	Netherlands	Ireland	Italy	Switzerland	Denmark	Finland	Norway	Sweden	Nordics	Others	International	Mainland	TOTAL
2019	551,110	195,327	57,547	55,471	46,484	35,771	65,811	-	-	-	-	-	179,500	169,805	1,356,822	175,865	1,532,687
2021	475,022	163,147	56,257	81,252	54,991	44,113	66,434	-	-	-	-	-	106,283	174,348	1,221,844	140,560	1,362,404
Change	-76,088	-32,180	-1,290	25,781	8,507	8,342	623	--	--	--	--	--	-73,217	4,543	-134,978	-35,305	-170,283
Change, %	-13.8%	-16.5%	-2.2%	46.5%	18.3%	23.3%	0.9%	--	--	--	--	--	-40.8%	2.7%	-9.9%	-20.1%	-11.1%

## LA PALMA


	United Kingdom	Germany	Belgium	France	Netherlands	Ireland	Italy	Switzerland	Denmark	Finland	Norway	Sweden	Nordics	Others	International	Mainland	TOTAL
2019	8,945	32,267	1,488	1,880	5,806	140	406	-	-	-	-	-	4,821	6,611	62,365	9,642	72,007
2021	1,964	5,565	334	905	853	124	344	-	-	-	-	-	411	2,587	13,084	9,335	22,418
Change	-6,981	-26,702	-1,154	-975	-4,953	-16	-62	--	--	--	--	--	-4,410	-4,024	-49,281	-307	-49,589
Change, %	-78.0%	-82.8%	-77.6%	-51.9%	-85.3%	-11.4%	-15.3%	--	--	--	--	--	-91.5%	-60.9%	-79.0%	-3.2%	-68.9%

Source: Frontur (ISTAC). Tourist arrivals by air.

Note: on the result of the estimated Canary Islands total arrivals, tourists from La Gomera and El Hierro are included. Only main tourists are taken into account in each island.

# International tourist arrivals in Spain (INE)

March 2022



## BY COUNTRY OF RESIDENCE

### Monthly

	UK	Germany	Belgium	France	Netherlands	Ireland	Italy	Switzerland	Denmark	Finland	Norway	Sweden	Nordics	Russia	Portugal	Austria	Others	INTERNATIONAL
Mar-19	1,109,683	809,144	178,684	676,480	221,834	124,441	320,311	114,059	95,717	89,739	136,882	171,540	493,878	70,851	184,721	91,268	1,205,956	5,649,577
Mar-22	826,399	608,803	144,054	456,592	222,056	109,391	234,246	82,802	86,448	38,426	78,131	93,204	296,209		120,919	47,598	840,658	4,032,127
Change	-283,284	-200,341	-34,630	-219,888	222	-15,050	-86,065	-31,257	-9,269	-51,313	-58,751	-78,336	-197,669	#iVALOR!	-63,802	-43,670	-365,298	-1,617,450
Change, %	-25.5%	-24.8%	-19.4%	-32.5%	0.1%	-12.1%	-26.9%	-27.4%	-9.7%	-57.2%	-42.9%	-45.7%	-40.0%	#iVALOR!	-34.5%	-47.8%	-30.3%	-28.6%

### Year-to-date

	UK	Germany	Belgium	France	Netherlands	Ireland	Italy	Switzerland	Denmark	Finland	Norway	Sweden	Nordics	Russia	Portugal	Austria	Others	INTERNATIONAL
Jan-Mar 19	2,802,721	1,874,993	421,845	1,689,369	543,113	304,647	829,438	281,004	242,581	224,798	346,798	450,962	1,265,139	187,457	471,700	231,526	3,206,352	14,225,722
Jan-Mar 22	1,768,117	1,280,824	368,332	1,319,524	575,098	259,523	556,852	214,037	223,102	105,934	190,616	233,870	753,522	31,397	344,087	93,240	2,000,743	9,675,422
Change	-1,034,604	-594,169	-53,513	-369,845	31,985	-45,124	-272,586	-66,967	-19,479	-118,864	-156,182	-217,092	-511,617	-156,060	-127,613	-138,286	-1,205,609	-4,550,300
Change, %	-36.9%	-31.7%	-12.7%	-21.9%	5.9%	-14.8%	-32.9%	-23.8%	-8.0%	-52.9%	-45.0%	-48.1%	-40.4%	-83.3%	-27.1%	-59.7%	-37.6%	-32.0%

## BY AUTONOMOUS COMMUNITY

### Monthly


	Canary Islands	Andalusia	Aragon	Asturias	Canary Islands	Cantabria	C. y Leon	C. La Mancha	Catalonia	Canarian Region	Extremadura	Galicia	Madrid	Murcia	Navarre	Basque Country	La Rioja	SPAIN
Mar-19	1,340,619	842,934	39,801	0	365,813	15,771	90,555	25,270	1,280,871	648,462	0	98,314	683,364	56,529	0	98,983	0	5,649,577
Mar-22	1,123,641	609,437	33,856	14,088	306,962	8,792	44,798	0	703,849	490,751	0	66,226	446,352	50,722	0	74,569	0	4,032,127
Change	-216,978	-233,497	-5,945	14,088	-58,851	-6,979	-45,757	-25,270	-577,022	-157,711	0	-32,088	-237,012	-5,807	0	-24,414	0	-1,617,450
Change, %	-16.2%	-27.7%	-14.9%	--	-16.1%	-44.3%	-50.5%	-100.0%	-45.0%	-24.3%	--	-32.6%	-34.7%	-10.3%	--	-24.7%	--	-28.6%

### Year-to-date

	Canary Islands	Andalusia	Aragon	Asturias	Canary Islands	Cantabria	C. y Leon	C. La Mancha	Catalonia	Canarian Region	Extremadura	Galicia	Madrid	Murcia	Navarre	Basque Country	La Rioja	SPAIN
Jan-Mar 19	3,679,074	2,044,678	91,993	12,968	692,086	44,018	204,703	65,760	3,221,492	1,521,324	0	264,655	1,766,948	162,961	0	305,556	0	14,225,722
Jan-Mar 22	2,851,410	1,358,640	105,287	37,448	539,708	31,142	128,577	10,409	1,786,900	1,165,292	24,193	182,938	977,047	125,384	12,525	218,675	0	9,675,422
Change	-827,664	-686,038	13,294	24,480	-152,378	-12,876	-76,126	-55,351	-1,434,592	-356,032	24,193	-81,717	-789,901	-37,577	12,525	-86,881	0	-4,550,300
Change, %	-22.5%	-33.6%	14.5%	188.8%	-22.0%	-29.3%	-37.2%	-84.2%	-44.5%	-23.4%	--	-30.9%	-44.7%	-23.1%	--	-28.4%	--	-32.0%

# Tourist arrivals in the Canary Islands (ISTAC)

March 2022



## Number of tourists by holiday package booking and country of residence

### March 2022

	Book	Do not book	TOTAL	% Book	% Do not book
<b>International</b>	603,300	532,890	1,136,190	53.1%	46.9%
- Germany	130,088	92,542	222,630	58.4%	41.6%
- Netherlands	38,116	18,605	56,721	67.2%	32.8%
- Ireland	8,535	34,831	43,365	19.7%	80.3%
- Nordics	103,339	25,821	129,161	80.0%	20.0%
- United Kingdom	246,936	175,554	422,491	58.4%	41.6%
- Switzerland	2,893	6,310	9,202	31.4%	68.6%
- Others	73,393	179,227	252,620	29.1%	70.9%
<b>Spanish Mainland</b>	18,652	98,845	117,497	15.9%	84.1%
<b>TOTAL</b>	621,952	631,735	1,253,687	49.6%	50.4%

### January - March 2022

	Book	Do not book	TOTAL	% Book	% Do not book
<b>International</b>	1,483,283	1,399,627	2,882,910	51.5%	48.5%
- Germany	298,781	231,669	530,449	56.3%	43.7%
- Netherlands	94,081	62,899	156,980	59.9%	40.1%
- Ireland	25,580	90,198	115,777	22.1%	77.9%
- Nordics	302,868	92,534	395,403	76.6%	23.4%
- United Kingdom	555,394	403,990	959,385	57.9%	42.1%
- Switzerland	7,419	20,381	27,800	26.7%	73.3%
- Others	199,160	497,956	697,116	28.6%	71.4%
<b>Spanish Mainland</b>	36,084	288,667	324,751	11.1%	88.9%
<b>TOTAL</b>	1,519,367	1,688,294	3,207,661	47.4%	52.6%

## Share of tourists by accommodation type and country of residence

### March 2022

	Hotels and similar	Apartments	Property	Cruise	Others
<b>International</b>	73.3%	7.9%	3.2%	2.9%	12.7%
- Germany	63.7%	7.4%	4.2%	11.0%	13.7%
- Netherlands	83.7%	8.1%	2.3%	0.0%	5.8%
- Ireland	65.5%	20.5%	3.9%	0.4%	9.7%
- Nordics	88.9%	3.6%	2.6%	0.0%	4.9%
- United Kingdom	77.9%	6.9%	2.5%	1.7%	11.0%
- Switzerland	66.6%	11.6%	5.2%	0.4%	16.2%
- Others	65.2%	9.8%	3.8%	0.4%	20.8%
<b>Spanish Mainland</b>	55.2%	11.2%	1.7%	0.1%	31.9%
<b>TOTAL</b>	71.6%	8.2%	3.0%	2.7%	14.5%

### January - March 2022


	Hotels and similar	Apartments	Property	Cruise	Others
<b>International</b>	72.6%	8.3%	3.6%	2.8%	12.8%
- Germany	63.5%	7.4%	4.6%	11.2%	13.3%
- Netherlands	78.0%	10.7%	2.4%	0.2%	8.8%
- Ireland	65.6%	18.2%	4.4%	0.4%	11.5%
- Nordics	87.1%	3.6%	3.1%	0.2%	6.0%
- United Kingdom	77.9%	7.2%	3.0%	1.7%	10.2%
- Switzerland	65.2%	13.0%	5.2%	0.6%	16.0%
- Others	64.2%	10.6%	4.1%	0.3%	20.8%
<b>Spanish Mainland</b>	51.2%	13.3%	1.8%	0.1%	33.6%
<b>TOTAL</b>	70.4%	8.8%	3.4%	2.5%	14.9%

Source: Frontur (ISTAC). Tourist arrivals by air.

Note: on the result of the estimated Canary Islands total arrivals, tourists from La Gomera and El Hierro are included.

# Tourist arrivals in the Canary Islands (ISTAC)

March 2022



## Number of tourists by holiday package booking and island of stay

March 2022

	Lanzarote	Fuerteventura	Gran Canaria	Tenerife	La Palma	CANARY ISLANDS
<b>Book</b>						
<b>Total</b>	<b>114,909</b>	<b>109,201</b>	<b>194,756</b>	<b>237,328</b>	<b>10,571</b>	<b>621,952</b>
- International	111,530	108,346	192,802	224,767	10,228	<b>603,300</b>
- Spanish Mainland	3,379	855	1,954	12,561	343	<b>18,652</b>
<b>Do not book</b>						
<b>Total</b>	<b>119,576</b>	<b>63,338</b>	<b>130,532</b>	<b>312,371</b>	<b>9,654</b>	<b>631,735</b>
- International	101,961	55,181	99,959	270,609	6,360	<b>532,890</b>
- Spanish Mainland	17,615	8,157	30,573	41,762	3,294	<b>98,845</b>
<b>TOTAL</b>						
<b>All markets</b>	<b>234,486</b>	<b>172,537</b>	<b>325,288</b>	<b>549,698</b>	<b>20,225</b>	<b>1,253,687</b>
- International	213,491	163,526	292,761	495,375	16,588	<b>1,136,190</b>
- Spanish Mainland	20,995	9,011	32,527	54,323	3,637	<b>117,497</b>
<b>% book package</b>						
<b>Total</b>	<b>49.0%</b>	<b>63.3%</b>	<b>59.9%</b>	<b>43.2%</b>	<b>52.3%</b>	<b>49.6%</b>
- International	52.2%	66.3%	65.9%	45.4%	61.7%	<b>53.1%</b>
- Spanish Mainland	16.1%	9.5%	6.0%	23.1%	9.4%	<b>15.9%</b>

January - March 2022

	Lanzarote	Fuerteventura	Gran Canaria	Tenerife	La Palma	CANARY ISLANDS
<b>Book</b>						
<b>Total</b>	<b>270,471</b>	<b>255,958</b>	<b>488,149</b>	<b>588,746</b>	<b>27,416</b>	<b>1,519,367</b>
- International	263,974	254,340	483,744	565,108	26,037	<b>1,483,283</b>
- Spanish Mainland	6,497	1,618	4,405	23,638	1,379	<b>36,084</b>
<b>Do not book</b>						
<b>Total</b>	<b>303,438</b>	<b>172,460</b>	<b>388,298</b>	<b>814,475</b>	<b>25,036</b>	<b>1,688,294</b>
- International	253,117	149,030	296,892	693,410	15,175	<b>1,399,627</b>
- Spanish Mainland	50,321	23,430	91,406	121,065	9,861	<b>288,667</b>
<b>TOTAL</b>						
<b>All markets</b>	<b>573,908</b>	<b>428,416</b>	<b>876,447</b>	<b>1,403,221</b>	<b>52,453</b>	<b>3,207,661</b>
- International	517,090	403,369	780,636	1,258,518	41,213	<b>2,882,910</b>
- Spanish Mainland	56,818	25,047	95,811	144,703	11,240	<b>324,751</b>
<b>% book package</b>						
<b>Total</b>	<b>47.1%</b>	<b>59.7%</b>	<b>55.7%</b>	<b>42.0%</b>	<b>52.3%</b>	<b>47.4%</b>
- International	51.0%	63.1%	62.0%	44.9%	63.2%	<b>51.5%</b>
- Spanish Mainland	11.4%	6.5%	4.6%	16.3%	12.3%	<b>11.1%</b>

## Share of tourists by accommodation type and island of stay

March 2022

	Lanzarote	Fuerteventura	Gran Canaria	Tenerife	La Palma	CANARY ISLANDS
<b>International</b>						
Hotels	66.9%	77.8%	75.0%	69.7%	20.5%	<b>73.3%</b>
Apartments	19.1%	10.6%	6.5%	2.4%	11.6%	<b>7.9%</b>
Property	1.6%	1.5%	2.4%	4.5%	3.3%	<b>3.2%</b>
Cruise	4.1%	5.1%	8.6%	4.3%	46.6%	<b>2.9%</b>
Others	8.2%	5.0%	7.5%	19.0%	18.1%	<b>12.7%</b>
<b>Spanish Mainland</b>						
Hotels	53.0%	42.8%	56.5%	58.0%	55.4%	<b>55.2%</b>
Apartments	17.1%	24.3%	6.7%	9.8%	4.6%	<b>11.2%</b>
Property	1.8%	3.2%	1.2%	1.4%	2.0%	<b>1.7%</b>
Cruise	0.3%	0.3%	0.3%	0.1%	1.4%	<b>0.1%</b>
Others	27.7%	29.4%	35.3%	30.7%	36.6%	<b>31.9%</b>
<b>TOTAL</b>						
Hotels	65.7%	76.0%	73.1%	68.5%	26.8%	<b>71.6%</b>
Apartments	18.9%	11.3%	6.5%	3.2%	10.3%	<b>8.2%</b>
Property	1.6%	1.6%	2.2%	4.2%	3.0%	<b>3.0%</b>
Cruise	3.8%	4.9%	7.8%	3.9%	38.5%	<b>2.7%</b>
Others	10.0%	6.3%	10.3%	20.2%	21.4%	<b>14.5%</b>

January - March 2022

	Lanzarote	Fuerteventura	Gran Canaria	Tenerife	La Palma	CANARY ISLANDS
<b>International</b>						
Hotels	66.4%	75.0%	74.2%	68.9%	13.4%	<b>72.6%</b>
Rental	20.0%	12.6%	6.2%	2.8%	8.6%	<b>8.3%</b>
Property	1.7%	2.1%	2.9%	5.0%	3.0%	<b>3.6%</b>
Cruise	4.7%	5.5%	7.9%	4.4%	56.4%	<b>2.8%</b>
Others	7.1%	4.9%	8.9%	18.9%	18.6%	<b>12.8%</b>
<b>Spanish Mainland</b>						
Hotels	50.8%	41.5%	53.0%	52.6%	54.6%	<b>51.2%</b>
Rental	22.7%	26.1%	5.7%	12.5%	13.2%	<b>13.3%</b>
Property	1.5%	3.6%	1.6%	1.7%	1.7%	<b>1.8%</b>
Cruise	0.2%	0.3%	0.1%	0.1%	0.5%	<b>0.1%</b>
Others	24.8%	28.5%	39.6%	33.1%	30.0%	<b>33.6%</b>
<b>TOTAL</b>						
Hotels	64.9%	73.0%	71.9%	67.2%	22.3%	<b>70.4%</b>
Rental	20.3%	13.3%	6.1%	3.8%	9.6%	<b>8.8%</b>
Property	1.7%	2.2%	2.7%	4.6%	2.7%	<b>3.4%</b>
Cruise	4.2%	5.2%	7.0%	4.0%	44.4%	<b>2.5%</b>
Others	8.9%	6.3%	12.3%	20.4%	21.0%	<b>14.9%</b>

Source: Frontur (ISTAC). Tourist arrivals by air.

Note: in the islands are included tourists who have chosen the island as the main destination of their trip or as a secondary destination.