


Tourist arrivals in the Canary Islands (ISTAC)

May 2017



CANARY ISLANDS																	
	United Kingdom	Germany	Belgium	France	Netherlands	Ireland	Italy	Switzerland	Denmark	Finland	Norway	Sweden	Nordics	Others	International	Mainland	TOTAL
2016	391,682	218,079	29,029	49,388	47,107	38,297	37,321	21,002	8,690	1,329	7,689	8,501	26,209	70,554	928,668	138,751	1,067,420
2017	447,712	214,617	32,254	48,106	46,655	44,297	43,812	20,162	8,392	1,552	8,696	12,001	30,641	78,028	1,006,284	139,519	1,145,803
Change	56,030	-3,462	3,225	-1,282	-452	6,000	6,491	-840	-298	223	1,007	3,500	4,432	7,474	77,616	768	78,383
Change, %	14.3%	-1.6%	11.1%	-2.6%	-1.0%	15.7%	17.4%	-4.0%	-3.4%	16.8%	13.1%	41.2%	16.9%	10.6%	8.4%	0.6%	7.3%

LANZAROTE																	
	United Kingdom	Germany	Belgium	France	Netherlands	Ireland	Italy	Switzerland	Denmark	Finland	Norway	Sweden	Nordics	Others	International	Mainland	TOTAL
2016	101,190	26,696	2,419	12,102	8,831	20,457	4,056	n.d.	n.d.	n.d.	n.d.	n.d.	1,985	n.d.	187,049	18,794	205,843
2017	121,237	25,604	3,038	10,571	6,889	22,734	5,880	n.d.	n.d.	n.d.	n.d.	n.d.	2,136	n.d.	208,721	18,375	227,095
Change	20,047	-1,092	619	-1,531	-1,942	2,277	1,824	--	--	--	--	--	151	--	21,672	-419	21,252
Change, %	19.8%	-4.1%	25.6%	-12.7%	-22.0%	11.1%	45.0%	--	--	--	--	--	7.6%	--	11.6%	-2.2%	10.3%

FUERTEVENTURA																	
	United Kingdom	Germany	Belgium	France	Netherlands	Ireland	Italy	Switzerland	Denmark	Finland	Norway	Sweden	Nordics	Others	International	Mainland	TOTAL
2016	40,961	70,332	1,259	12,840	5,165	2,726	9,669	n.d.	n.d.	n.d.	n.d.	n.d.	2,606	n.d.	158,517	9,385	167,902
2017	44,169	66,844	1,306	10,098	5,794	3,635	11,296	n.d.	n.d.	n.d.	n.d.	n.d.	1,792	n.d.	158,315	9,803	168,118
Change	3,208	-3,488	47	-2,742	629	909	1,627	--	--	--	--	--	-814	--	-202	418	216
Change, %	7.8%	-5.0%	3.7%	-21.4%	12.2%	33.3%	16.8%	--	--	--	--	--	-31.2%	--	-0.1%	4.5%	0.1%

GRAN CANARIA																	
	United Kingdom	Germany	Belgium	France	Netherlands	Ireland	Italy	Switzerland	Denmark	Finland	Norway	Sweden	Nordics	Others	International	Mainland	TOTAL
2016	68,164	60,039	7,989	9,318	17,103	4,838	6,489	n.d.	n.d.	n.d.	n.d.	n.d.	17,056	n.d.	214,779	45,825	260,604
2017	78,208	60,311	9,275	10,833	18,132	5,327	8,701	n.d.	n.d.	n.d.	n.d.	n.d.	21,805	n.d.	240,868	39,243	280,111
Change	10,044	272	1,286	1,515	1,029	489	2,212	--	--	--	--	--	4,749	--	26,089	-6,582	19,507
Change, %	14.7%	0.5%	16.1%	16.3%	6.0%	10.1%	34.1%	--	--	--	--	--	27.8%	--	12.1%	-14.4%	7.5%

TENERIFE																	
	United Kingdom	Germany	Belgium	France	Netherlands	Ireland	Italy	Switzerland	Denmark	Finland	Norway	Sweden	Nordics	Others	International	Mainland	TOTAL
2016	176,591	51,162	16,505	14,213	13,778	10,217	16,821	n.d.	n.d.	n.d.	n.d.	n.d.	4,338	n.d.	347,666	58,742	406,407
2017	200,416	51,799	17,740	15,024	13,485	12,601	17,558	n.d.	n.d.	n.d.	n.d.	n.d.	4,764	n.d.	377,574	66,691	444,265
Change	23,825	637	1,235	811	-293	2,384	737	--	--	--	--	--	426	--	29,908	7,949	37,858
Change, %	13.5%	1.2%	7.5%	5.7%	-2.1%	23.3%	4.4%	--	--	--	--	--	9.8%	--	8.6%	13.5%	9.3%


LA PALMA																	
	United Kingdom	Germany	Belgium	France	Netherlands	Ireland	Italy	Switzerland	Denmark	Finland	Norway	Sweden	Nordics	Others	International	Mainland	TOTAL
2016	1,731	5,907	351	722	1,843	54	243	n.d.	n.d.	n.d.	n.d.	n.d.	96	1,116	12,062	5,558	17,621
2017	2,915	5,618	538	1,526	1,901	0	250	n.d.	n.d.	n.d.	n.d.	n.d.	89	1,133	13,970	5,085	19,055
Change	1,184	-289	187	804	58	-54	7	--	--	--	--	--	-7	--	1,908	-473	1,434
Change, %	68.4%	-4.9%	53.3%	111.4%	3.1%	-100.0%	2.9%	--	--	--	--	--	-7.3%	--	15.8%	-8.5%	8.1%

Source: Frontur (ISTAC). Tourist arrivals by air.

Note 1: on the result of the estimated Canary Islands total arrivals, tourists from La Gomera and El Hierro are included.

Tourist arrivals in the Canary Islands (ISTAC)

January - May 2017



CANARY ISLANDS																	
	United Kingdom	Germany	Belgium	France	Netherlands	Ireland	Italy	Switzerland	Denmark	Finland	Norway	Sweden	Nordics	Others	International	Mainland	TOTAL
2016	1,866,319	1,259,774	152,596	265,643	242,911	180,140	181,144	105,125	176,154	135,386	213,081	305,582	830,203	363,768	5,447,626	579,053	6,026,680
2017	2,075,791	1,277,284	166,987	265,542	252,587	195,865	223,840	118,197	180,970	152,183	229,685	341,679	904,517	436,124	5,916,735	603,679	6,520,413
Change	209,472	17,510	14,391	-101	9,676	15,725	42,696	13,072	4,816	16,797	16,604	36,097	74,314	72,356	469,109	24,626	493,733
Change, %	11.2%	1.4%	9.4%	0.0%	4.0%	8.7%	23.6%	12.4%	2.7%	12.4%	7.8%	11.8%	9.0%	19.9%	8.6%	4.3%	8.2%

LANZAROTE																	
	United Kingdom	Germany	Belgium	France	Netherlands	Ireland	Italy	Switzerland	Denmark	Finland	Norway	Sweden	Nordics	Others	International	Mainland	TOTAL
2016	496,789	138,128	14,788	74,196	41,343	89,362	15,935	n.d.	n.d.	n.d.	n.d.	n.d.	58,040	n.d.	974,598	88,926	1,063,522
2017	557,077	137,604	18,006	66,641	44,012	98,817	28,073	n.d.	n.d.	n.d.	n.d.	n.d.	60,967	n.d.	1,072,626	82,397	1,155,021
Change	60,288	-524	3,218	-7,555	2,669	9,455	12,138	--	--	--	--	--	2,927	--	98,028	-6,529	91,499
Change, %	12.1%	-0.4%	21.8%	-10.2%	6.5%	10.6%	76.2%	--	--	--	--	--	5.0%	--	10.1%	-7.3%	8.6%

FUERTEVENTURA																	
	United Kingdom	Germany	Belgium	France	Netherlands	Ireland	Italy	Switzerland	Denmark	Finland	Norway	Sweden	Nordics	Others	International	Mainland	TOTAL
2016	206,385	355,093	6,631	58,221	26,301	13,734	40,117	n.d.	n.d.	n.d.	n.d.	n.d.	57,685	n.d.	826,690	43,221	869,912
2017	220,190	345,602	6,326	52,936	30,339	15,397	46,942	n.d.	n.d.	n.d.	n.d.	n.d.	59,059	n.d.	846,702	42,687	889,390
Change	13,805	-9,491	-305	-5,285	4,038	1,663	6,825	--	--	--	--	--	1,374	--	20,012	-534	19,478
Change, %	6.7%	-2.7%	-4.6%	-9.1%	15.4%	12.1%	17.0%	--	--	--	--	--	2.4%	--	2.4%	-1.2%	2.2%

GRAN CANARIA																	
	United Kingdom	Germany	Belgium	France	Netherlands	Ireland	Italy	Switzerland	Denmark	Finland	Norway	Sweden	Nordics	Others	International	Mainland	TOTAL
2016	263,741	384,922	39,571	42,727	90,759	26,165	36,815	n.d.	n.d.	n.d.	n.d.	n.d.	466,602	n.d.	1,479,776	188,659	1,668,435
2017	313,117	426,720	42,794	47,712	92,134	29,809	47,749	n.d.	n.d.	n.d.	n.d.	n.d.	507,040	n.d.	1,664,021	179,414	1,843,435
Change	49,376	41,798	3,223	4,985	1,375	3,644	10,934	--	--	--	--	--	40,438	--	184,245	-9,245	175,000
Change, %	18.7%	10.9%	8.1%	11.7%	1.5%	13.9%	29.7%	--	--	--	--	--	8.7%	--	12.5%	-4.9%	10.5%

TENERIFE																	
	United Kingdom	Germany	Belgium	France	Netherlands	Ireland	Italy	Switzerland	Denmark	Finland	Norway	Sweden	Nordics	Others	International	Mainland	TOTAL
2016	869,466	314,561	86,452	84,303	72,991	49,242	87,336	n.d.	n.d.	n.d.	n.d.	n.d.	241,794	n.d.	2,029,956	237,115	2,267,070
2017	954,161	296,218	95,277	90,277	74,164	50,755	99,443	n.d.	n.d.	n.d.	n.d.	n.d.	259,006	n.d.	2,169,641	279,138	2,448,779
Change	84,695	-18,343	8,825	5,974	1,173	1,513	12,107	--	--	--	--	--	17,212	--	139,685	42,023	181,709
Change, %	9.7%	-5.8%	10.2%	7.1%	1.6%	3.1%	13.9%	--	--	--	--	--	7.1%	--	6.9%	17.7%	8.0%


LA PALMA																	
	United Kingdom	Germany	Belgium	France	Netherlands	Ireland	Italy	Switzerland	Denmark	Finland	Norway	Sweden	Nordics	Others	International	Mainland	TOTAL
2016	12,308	42,468	2,558	3,994	9,567	591	635	n.d.	n.d.	n.d.	n.d.	n.d.	2,724	4,643	79,485	18,690	98,176
2017	20,034	46,007	2,554	6,853	9,857	132	845	n.d.	n.d.	n.d.	n.d.	n.d.	14,581	10,325	111,188	17,209	128,397
Change	7,726	3,539	-4	2,859	290	-459	210	--	--	--	--	--	11,857	--	31,703	-1,481	30,221
Change, %	62.8%	8.3%	-0.2%	71.6%	3.0%	-77.7%	33.1%	--	--	--	--	--	435.3%	--	39.9%	-7.9%	30.8%

Source: Frontur (ISTAC). Tourist arrivals by air.

Note 1: on the result of the estimated Canary Islands total arrivals, tourists from La Gomera and El Hierro are included.

International tourist arrivals in Spain (INE)

May 2017



BY COUNTRY OF RESIDENCE

Monthly

	UK	Germany	Belgium	France	Netherlands	Ireland	Italy	Switzerland	Denmark	Finland	Norway	Sweden	Nordics	Russia	Portugal	Austria	Others	INTERNATIONAL
May-16	1,794,232	1,192,192	201,928	1,060,300	380,876	188,634	319,683	153,471	66,467	59,174	90,707	142,814	359,162	78,032	137,558	134,786	1,106,527	7,111,154
May-17	2,044,771	1,191,212	227,988	1,062,572	419,947	226,498	362,030	172,663	76,681	51,338	100,978	269,493	498,490	81,699	130,567	85,189	1,437,051	7,943,825
Change	250,539	-980	26,060	2,272	39,071	37,864	42,347	19,192	10,214	-7,836	10,271	126,679	139,328	3,667	-6,991	-49,597	330,524	832,671
Change, %	14.0%	-0.1%	12.9%	0.2%	10.3%	20.1%	13.2%	12.5%	15.4%	-13.2%	11.3%	88.7%	38.8%	4.7%	-5.1%	-36.8%	29.9%	11.7%

Year-to-date

	UK	Germany	Belgium	France	Netherlands	Ireland	Italy	Switzerland	Denmark	Finland	Norway	Sweden	Nordics	Russia	Portugal	Austria	Others	INTERNATIONAL
Jan-May16	5,773,743	3,749,239	751,678	3,697,416	1,150,844	563,068	1,319,997	561,604	429,622	363,408	446,574	758,759	1,998,363	268,847	627,324	376,632	4,161,836	25,029,950
Jan-May17	6,404,960	4,033,692	808,474	3,881,010	1,193,341	667,173	1,440,902	719,169	554,878	288,313	506,280	871,290	2,220,761	305,084	685,969	307,667	5,244,410	27,933,933
Change	631,217	284,453	56,796	183,594	42,497	104,105	120,905	157,565	125,256	-75,095	59,706	112,531	222,398	36,237	58,645	-68,965	1,082,574	2,903,983
Change, %	10.9%	7.6%	7.6%	5.0%	3.7%	18.5%	9.2%	28.1%	29.2%	-20.7%	13.4%	14.8%	11.1%	13.5%	9.3%	-18.3%	26.0%	11.6%

BY AUTONOMOUS COMMUNITY

Monthly


	Canary Islands	Andalusia	Aragon	Asturias	Balearic Islands	Cantabria	C. y Leon	C. La Mancha	Catalonia	Valencian Region	Extremadura	Galicia	Madrid	Murcia	Navarre	Basque Country	La Rioja	SPAIN
May-16	899,045	1,091,989	60,805	23,979	1,612,832	30,270	102,486	12,712	1,630,433	767,289	17,034	74,531	559,893	62,265	22,020	130,412	10,311	7,111,154
May-17	993,249	1,169,357	44,318	19,905	1,716,631	34,510	140,188	16,981	1,893,942	912,121	30,210	97,351	623,637	64,167	33,476	143,892	8,758	7,943,825
Change	94,204	77,368	-16,487	-4,074	103,799	4,240	37,702	4,269	263,509	144,832	13,176	22,820	63,744	1,902	11,456	13,480	-1,553	832,671
Change, %	10.5%	7.1%	-27.1%	-17.0%	6.4%	14.0%	36.8%	33.6%	16.2%	18.9%	77.4%	30.6%	11.4%	3.1%	52.0%	10.3%	-15.1%	11.7%

Year-to-date

	Canary Islands	Andalusia	Aragon	Asturias	Balearic Islands	Cantabria	C. y Leon	C. La Mancha	Catalonia	Valencian Region	Extremadura	Galicia	Madrid	Murcia	Navarre	Basque Country	La Rioja	SPAIN
Jan-May16	5,393,167	3,689,745	233,729	74,304	3,042,206	101,527	336,718	80,347	5,986,084	2,558,726	70,251	268,755	2,270,564	308,046	88,899	459,450	62,683	25,029,950
Jan-May17	5,909,299	4,045,527	185,156	88,414	3,310,157	112,930	463,625	93,422	6,614,854	3,020,088	146,538	290,872	2,708,433	346,082	90,301	473,773	31,651	27,933,933
Change	516,132	355,782	-48,573	14,110	267,951	11,403	126,907	13,075	628,770	461,362	76,287	22,117	437,869	38,036	1,402	14,323	-31,032	2,903,983
Change, %	9.6%	9.6%	-20.8%	19.0%	8.8%	11.2%	37.7%	16.3%	10.5%	18.0%	108.6%	8.2%	19.3%	12.3%	1.6%	3.1%	-49.5%	11.6%

Tourist arrivals in the Canary Islands (ISTAC)

May 2017



Number of tourists by holiday package booking

May 2017					
	Book	Do not book	TOTAL	% Book	% Do not book
International	670,776	335,508	1,006,284	66.7%	33.3%
- Germany	165,758	48,859	214,617	77.2%	22.8%
- Netherlands	36,801	9,854	46,655	78.9%	21.1%
- Ireland	16,610	27,687	44,297	37.5%	62.5%
- Nordics	18,162	12,479	30,640	59.3%	40.7%
- United Kingdom	304,250	143,462	447,712	68.0%	32.0%
- Switzerland	12,764	7,397	20,162	63.3%	36.7%
- Others	116,430	85,770	202,200	57.6%	42.4%
Spanish Mainland	51,405	88,114	139,519	36.8%	63.2%
TOTAL	722,182	423,621	1,145,803	63.0%	37.0%

January - May 2017					
	Book	Do not book	TOTAL	% Book	% Do not book
International	3,673,232	2,243,502	5,916,735	62.1%	37.9%
- Germany	944,454	332,829	1,277,284	73.9%	26.1%
- Netherlands	188,991	63,597	252,587	74.8%	25.2%
- Ireland	62,107	133,760	195,865	31.7%	68.3%
- Nordics	668,124	236,394	904,517	73.9%	26.1%
- United Kingdom	1,186,937	888,854	2,075,791	57.2%	42.8%
- Switzerland	64,407	53,791	118,197	54.5%	45.5%
- Others	558,213	534,280	1,092,493	51.1%	48.9%
Spanish Mainland	180,958	422,720	603,678	30.0%	70.0%
TOTAL	3,854,191	2,666,222	6,520,413	59.1%	40.9%

Share of tourists by accommodation type

May 2017					
	Hotels	Rental	Property	Cruise	Others
International	83.4%	8.5%	2.1%	0.1%	5.9%
- Germany	86.1%	8.3%	1.8%	0.1%	3.8%
- Netherlands	88.1%	8.0%	1.2%	0.2%	2.5%
- Ireland	79.9%	11.5%	3.3%	0.0%	5.3%
- Nordics	74.9%	12.4%	4.5%	0.0%	8.1%
- United Kingdom	83.9%	8.2%	1.7%	0.0%	6.2%
- Switzerland	86.6%	7.0%	2.9%	0.0%	3.6%
- Others	80.3%	8.4%	3.1%	0.1%	8.2%
Spanish Mainland	72.6%	10.2%	1.7%	0.0%	15.5%
TOTAL	82.1%	8.7%	2.1%	0.1%	7.1%


January - May 2017					
	Hotels	Rental	Property	Cruise	Others
International	78.7%	10.0%	2.5%	2.4%	6.4%
- Germany	76.0%	9.4%	2.8%	8.2%	3.7%
- Netherlands	83.9%	10.3%	1.0%	1.0%	3.8%
- Ireland	77.2%	13.5%	2.8%	0.3%	6.2%
- Nordics	84.1%	9.6%	2.1%	0.3%	3.9%
- United Kingdom	79.1%	9.8%	2.3%	1.1%	7.5%
- Switzerland	81.5%	10.3%	3.1%	0.5%	4.6%
- Others	75.6%	10.7%	2.9%	0.5%	10.3%
Spanish Mainland	64.0%	11.5%	2.3%	0.8%	21.3%
TOTAL	77.4%	10.2%	2.5%	2.2%	7.8%

Source: Frontur (ISTAC). Tourist arrivals by air.

Note: on the result of the estimated Canary Islands total arrivals, tourists from La Gomera and El Hierro are included.

Tourist arrivals in the Canary Islands (ISTAC)

May 2017



Number of tourists by holiday package booking and island of stay

May 2017							
	Lanzarote	Fuerteventura	Gran Canaria	Tenerife	La Palma	CANARY ISLANDS	
Book	Total	141,911	134,555	175,706	269,550	8,382	722,182
	- International	134,215	129,102	165,621	237,558	7,061	670,776
	- Spanish Mainland	7,696	5,453	10,085	31,992	1,322	51,405
Do not book	Total	90,627	36,036	109,633	184,072	12,244	423,621
	- International	77,366	30,971	78,232	144,940	8,251	335,508
	- Spanish Mainland	13,260	5,065	31,401	39,132	3,993	88,114
TOTAL	All markets	232,537	170,591	285,339	453,622	20,626	1,145,803
	- International	211,581	160,073	243,853	382,498	15,312	1,006,284
	- Spanish Mainland	20,957	10,518	41,486	71,124	5,314	139,519
% book package	Total	61.0%	78.9%	61.6%	59.4%	40.6%	63.0%
	- International	63.4%	80.7%	67.9%	62.1%	46.1%	66.7%
	- Spanish Mainland	36.7%	51.8%	24.3%	45.0%	24.9%	36.8%

January - May 2017							
	Lanzarote	Fuerteventura	Gran Canaria	Tenerife	La Palma	CANARY ISLANDS	
Book	Total	764,082	772,975	1,175,243	1,421,437	107,445	3,854,191
	- International	731,377	755,468	1,138,103	1,317,721	101,422	3,673,232
	- Spanish Mainland	32,705	17,507	37,139	103,715	6,025	180,958
Do not book	Total	516,553	233,309	724,148	1,175,070	78,706	2,666,222
	- International	459,206	201,575	572,802	988,009	63,904	2,243,502
	- Spanish Mainland	57,347	31,733	151,347	187,062	14,801	422,720
TOTAL	All markets	1,280,634	1,006,283	1,899,390	2,596,507	186,151	6,520,413
	- International	1,190,584	957,043	1,710,905	2,305,730	165,326	5,916,735
	- Spanish Mainland	90,051	49,239	188,486	290,777	20,826	603,678
% book package	Total	59.7%	76.8%	61.9%	54.7%	57.7%	59.1%
	- International	61.4%	78.9%	66.5%	57.1%	61.3%	62.1%
	- Spanish Mainland	36.3%	35.6%	19.7%	35.7%	28.9%	30.0%

Share of tourists by accommodation type and island of stay

May 2017							
	Lanzarote	Fuerteventura	Gran Canaria	Tenerife	La Palma	CANARY ISLANDS	
International	Hotels	82.7%	89.4%	81.3%	83.3%	62.0%	83.4%
	Rental	12.6%	6.4%	11.3%	4.9%	25.1%	8.5%
	Property	1.3%	1.6%	1.4%	3.2%	5.0%	2.1%
	Cruise	0.2%	0.1%	0.1%	0.1%	0.0%	0.1%
	Others	3.2%	2.6%	5.9%	8.6%	8.0%	5.9%
Spanish Mainland	Hotels	80.4%	78.0%	66.4%	74.9%	49.6%	72.6%
	Rental	4.2%	11.2%	13.4%	8.1%	38.3%	10.2%
	Property	1.3%	1.0%	1.8%	1.9%	0.8%	1.7%
	Cruise	0.0%	0.0%	0.0%	0.0%	0.0%	0.0%
	Others	14.1%	9.8%	18.4%	15.1%	11.4%	15.5%
TOTAL	Hotels	82.5%	88.6%	79.1%	82.0%	58.8%	82.1%
	Rental	11.8%	6.7%	11.6%	5.4%	28.5%	8.7%
	Property	1.3%	1.6%	1.5%	3.0%	3.9%	2.1%
	Cruise	0.2%	0.1%	0.1%	0.1%	0.0%	0.1%
	Others	4.2%	3.0%	7.7%	9.6%	8.9%	7.1%

January - May 2017							
	Lanzarote	Fuerteventura	Gran Canaria	Tenerife	La Palma	CANARY ISLANDS	
International	Hotels	75.2%	78.3%	72.3%	75.8%	48.4%	78.7%
	Rental	11.7%	8.1%	11.8%	6.6%	17.6%	10.0%
	Property	1.5%	1.3%	1.9%	3.4%	3.8%	2.5%
	Cruise	7.8%	9.9%	7.8%	5.2%	25.4%	2.4%
	Others	3.8%	2.4%	6.2%	8.9%	4.8%	6.4%
Spanish Mainland	Hotels	76.8%	63.7%	54.1%	65.9%	55.6%	64.0%
	Rental	5.0%	12.8%	15.1%	9.7%	20.0%	11.5%
	Property	1.9%	3.8%	2.1%	2.2%	2.8%	2.3%
	Cruise	2.0%	3.3%	1.0%	1.7%	8.6%	0.8%
	Others	14.2%	16.4%	27.7%	20.6%	13.0%	21.3%
TOTAL	Hotels	75.4%	77.6%	70.5%	74.7%	49.2%	77.4%
	Rental	11.2%	8.3%	12.1%	7.0%	17.8%	10.2%
	Property	1.5%	1.5%	1.9%	3.3%	3.7%	2.5%
	Cruise	7.4%	9.6%	7.1%	4.8%	23.5%	2.2%
	Others	4.5%	3.1%	8.4%	10.2%	5.7%	7.8%

Source: Frontur (ISTAC). Tourist arrivals by air.

Note: in the islands are included tourists who have chosen the island as the main destination of their trip or as a secondary destination.