


# Tourist arrivals in the Canary Islands (ISTAC)

May 2021 (vs. 2019)



## CANARY ISLANDS

	United Kingdom	Germany	Belgium	France	Netherlands	Ireland	Italy	Switzerland	Denmark	Finland	Norway	Sweden	Nordics	Others	International	Mainland	TOTAL
2019	412,998	166,944	27,541	49,066	41,922	53,515	31,024	17,141	9,029	984	9,109	10,498	29,620	81,946	911,717	154,306	1,066,023
2021	3,404	50,639	10,922	31,539	5,627	982	15,030	7,251	1,528	135	380	2,334	4,377	36,573	166,344	79,501	245,844
Change	-409,594	-116,305	-16,619	-17,527	-36,295	-52,533	-15,994	-9,890	-7,501	-849	-8,729	-8,164	-25,243	-45,373	-745,373	-74,805	-820,179
Change, %	-99.2%	-69.7%	-60.3%	-35.7%	-86.6%	-98.2%	-51.6%	-57.7%	-83.1%	-86.3%	-95.8%	-77.8%	-85.2%	-55.4%	-81.8%	-48.5%	-76.9%

## LANZAROTE

	United Kingdom	Germany	Belgium	France	Netherlands	Ireland	Italy	Switzerland	Denmark	Finland	Norway	Sweden	Nordics	Others	International	Mainland	TOTAL
2019	118,576	20,458	3,117	11,454	5,712	30,423	4,890	-	-	-	-	-	2,423	9,333	206,387	21,111	227,497
2021	672	2,151	884	7,324	334	376	1,657	-	-	-	-	-	357	2,706	16,461	13,018	29,479
Change	-117,904	-18,307	-2,233	-4,130	-5,378	-30,047	-3,233	--	--	--	--	--	-2,066	-6,627	-189,926	-8,093	-198,018
Change, %	-99.4%	-89.5%	-71.6%	-36.1%	-94.2%	-98.8%	-66.1%	--	--	--	--	--	-85.3%	-71.0%	-92.0%	-38.3%	-87.0%

## FUERTEVENTURA

	United Kingdom	Germany	Belgium	France	Netherlands	Ireland	Italy	Switzerland	Denmark	Finland	Norway	Sweden	Nordics	Others	International	Mainland	TOTAL
2019	39,632	47,940	961	9,209	3,547	2,710	6,446	-	-	-	-	-	1,626	13,911	125,982	11,898	137,881
2021	207	13,035	613	3,880	477	0	3,788	-	-	-	-	-	703	6,208	28,911	8,388	37,299
Change	-39,425	-34,905	-348	-5,329	-3,070	-2,710	-2,658	--	--	--	--	--	-923	-7,703	-97,071	-3,510	-100,582
Change, %	-99.5%	-72.8%	-36.2%	-57.9%	-86.6%	-100.0%	-41.2%	--	--	--	--	--	-56.8%	-55.4%	-77.1%	-29.5%	-72.9%

## GRAN CANARIA

	United Kingdom	Germany	Belgium	France	Netherlands	Ireland	Italy	Switzerland	Denmark	Finland	Norway	Sweden	Nordics	Others	International	Mainland	TOTAL
2019	66,715	46,519	8,815	9,126	18,602	5,959	6,611	-	-	-	-	-	19,616	27,027	208,988	48,800	257,789
2021	847	20,065	2,208	4,679	2,579	110	2,303	-	-	-	-	-	2,643	10,350	45,784	20,904	66,688
Change	-65,868	-26,454	-6,607	-4,447	-16,023	-5,849	-4,308	--	--	--	--	--	-16,973	-16,677	-163,204	-27,896	-191,101
Change, %	-98.7%	-56.9%	-75.0%	-48.7%	-86.1%	-98.2%	-65.2%	--	--	--	--	--	-86.5%	-61.7%	-78.1%	-57.2%	-74.1%

## TENERIFE

	United Kingdom	Germany	Belgium	France	Netherlands	Ireland	Italy	Switzerland	Denmark	Finland	Norway	Sweden	Nordics	Others	International	Mainland	TOTAL
2019	185,389	43,041	13,967	17,726	12,560	13,994	12,812	-	-	-	-	-	5,815	45,946	351,250	67,852	419,102
2021	1,635	12,898	6,903	15,398	2,116	490	7,162	-	-	-	-	-	570	23,706	70,878	34,278	105,156
Change	-183,754	-30,143	-7,064	-2,328	-10,444	-13,504	-5,650	--	--	--	--	--	-5,245	-22,240	-280,372	-33,574	-313,946
Change, %	-99.1%	-70.0%	-50.6%	-13.1%	-83.2%	-96.5%	-44.1%	--	--	--	--	--	-90.2%	-48.4%	-79.8%	-49.5%	-74.9%

## LA PALMA


	United Kingdom	Germany	Belgium	France	Netherlands	Ireland	Italy	Switzerland	Denmark	Finland	Norway	Sweden	Nordics	Others	International	Mainland	TOTAL
2019	1,948	5,384	580	1,292	1,470	56	255	-	-	-	-	-	63	2,121	13,169	4,308	17,477
2021	43	1,184	122	180	66	5	91	-	-	-	-	-	62	472	2,225	2,439	4,664
Change	-1,905	-4,200	-458	-1,112	-1,404	-51	-164	--	--	--	--	--	-1	-1,649	-10,944	-1,869	-12,813
Change, %	-97.8%	-78.0%	-79.0%	-86.1%	-95.5%	-91.1%	-64.3%	--	--	--	--	--	-1.6%	-77.7%	-83.1%	-43.4%	-73.3%

Source: Frontur (ISTAC). Tourist arrivals by air.

Note: on the result of the estimated Canary Islands total arrivals, tourists from La Gomera and El Hierro are included. Only main tourists are taken into account in each island.

# Tourist arrivals in the Canary Islands (ISTAC)

January - May 2021 (vs. 2019)



## CANARY ISLANDS

	United Kingdom	Germany	Belgium	France	Netherlands	Ireland	Italy	Switzerland	Denmark	Finland	Norway	Sweden	Nordics	Others	International	Mainland	TOTAL
2019	2,040,408	1,163,696	169,114	254,252	241,015	224,629	196,728	107,751	157,926	145,577	221,629	286,832	811,964	465,007	5,674,560	716,801	6,391,361
2021	12,966	178,841	24,341	100,478	11,967	8,129	46,109	19,915	3,145	1,057	1,632	18,933	24,767	140,728	568,239	240,595	808,834
Change	-2,027,442	-984,855	-144,773	-153,774	-229,048	-216,500	-150,619	-87,836	-154,781	-144,520	-219,997	-267,899	-787,197	-324,279	-5,106,321	-476,206	-5,582,527
Change, %	-99.4%	-84.6%	-85.6%	-60.5%	-95.0%	-96.4%	-76.6%	-81.5%	-98.0%	-99.3%	-99.3%	-93.4%	-96.9%	-69.7%	-90.0%	-66.4%	-87.3%

## LANZAROTE

	United Kingdom	Germany	Belgium	France	Netherlands	Ireland	Italy	Switzerland	Denmark	Finland	Norway	Sweden	Nordics	Others	International	Mainland	TOTAL
2019	584,378	136,748	20,847	67,055	40,736	117,384	26,864	-	-	-	-	-	49,279	56,247	1,099,536	100,561	1,200,097
2021	1,781	8,583	1,814	18,997	672	2,178	3,749	-	-	-	-	-	650	8,590	47,017	33,263	80,279
Change	-582,597	-128,165	-19,033	-48,058	-40,064	-115,206	-23,115	--	--	--	--	--	-48,629	-47,657	-1,052,519	-67,298	-1,119,818
Change, %	-99.7%	-93.7%	-91.3%	-71.7%	-98.4%	-98.1%	-86.0%	--	--	--	--	--	-98.7%	-84.7%	-95.7%	-66.9%	-93.3%

## FUERTEVENTURA

	United Kingdom	Germany	Belgium	France	Netherlands	Ireland	Italy	Switzerland	Denmark	Finland	Norway	Sweden	Nordics	Others	International	Mainland	TOTAL
2019	214,907	266,578	6,482	47,679	21,865	13,680	32,785	-	-	-	-	-	43,196	73,512	720,682	50,308	770,991
2021	937	41,758	1,206	10,975	988	851	9,230	-	-	-	-	-	3,888	18,278	88,111	22,532	110,643
Change	-213,970	-224,820	-5,276	-36,704	-20,877	-12,829	-23,555	--	--	--	--	--	-39,308	-55,234	-632,571	-27,776	-660,348
Change, %	-99.6%	-84.3%	-81.4%	-77.0%	-95.5%	-93.8%	-71.8%	--	--	--	--	--	-91.0%	-75.1%	-87.8%	-55.2%	-85.6%

## GRAN CANARIA

	United Kingdom	Germany	Belgium	France	Netherlands	Ireland	Italy	Switzerland	Denmark	Finland	Norway	Sweden	Nordics	Others	International	Mainland	TOTAL
2019	284,744	390,818	40,970	37,609	93,282	30,191	43,231	-	-	-	-	-	499,062	165,714	1,585,618	233,719	1,819,338
2021	3,647	68,067	4,882	14,356	5,162	1,175	8,737	-	-	-	-	-	14,882	41,379	162,287	71,101	233,389
Change	-281,097	-322,751	-36,088	-23,253	-88,120	-29,016	-34,494	--	--	--	--	--	-484,180	-124,335	-1,423,331	-162,618	-1,585,949
Change, %	-98.7%	-82.6%	-88.1%	-61.8%	-94.5%	-96.1%	-79.8%	--	--	--	--	--	-97.0%	-75.0%	-89.8%	-69.6%	-87.2%

## TENERIFE

	United Kingdom	Germany	Belgium	France	Netherlands	Ireland	Italy	Switzerland	Denmark	Finland	Norway	Sweden	Nordics	Others	International	Mainland	TOTAL
2019	933,359	288,039	96,014	94,863	74,249	62,451	92,717	-	-	-	-	-	209,497	261,390	2,112,576	311,930	2,424,507
2021	6,446	48,351	15,746	54,122	4,770	3,871	24,060	-	-	-	-	-	5,007	89,601	251,973	103,774	355,747
Change	-926,913	-239,688	-80,268	-40,741	-69,479	-58,580	-68,657	--	--	--	--	--	-204,490	-171,789	-1,860,603	-208,156	-2,068,760
Change, %	-99.3%	-83.2%	-83.6%	-42.9%	-93.6%	-93.8%	-74.1%	--	--	--	--	--	-97.6%	-65.7%	-88.1%	-66.7%	-85.3%

## LA PALMA


	United Kingdom	Germany	Belgium	France	Netherlands	Ireland	Italy	Switzerland	Denmark	Finland	Norway	Sweden	Nordics	Others	International	Mainland	TOTAL
2019	12,417	47,148	2,612	4,739	9,095	196	906	-	-	-	-	-	7,005	10,221	94,338	17,235	111,573
2021	101	5,878	351	731	166	12	234	-	-	-	-	-	193	1,639	9,305	8,162	17,467
Change	-12,316	-41,270	-2,261	-4,008	-8,929	-184	-672	--	--	--	--	--	-6,812	-8,582	-85,033	-9,073	-94,106
Change, %	-99.2%	-87.5%	-86.6%	-84.6%	-98.2%	-93.9%	-74.2%	--	--	--	--	--	-97.2%	-84.0%	-90.1%	-52.6%	-84.3%

Source: Frontur (ISTAC). Tourist arrivals by air.

Note: on the result of the estimated Canary Islands total arrivals, tourists from La Gomera and El Hierro are included. Only main tourists are taken into account in each island.

# International tourist arrivals in Spain (INE)

May 2021



## BY COUNTRY OF RESIDENCE

Monthly	UK	Germany	Belgium	France	Netherlands	Ireland	Italy	Switzerland	Denmark	Finland	Norway	Sweden	Nordics	Russia	Portugal	Austria	Others	INTERNATIONAL
May-19	1,950,529	1,085,570	204,034	1,020,302	426,675	237,509	403,175	131,098	91,805	57,574	105,251	177,134	431,764	123,984	159,476	102,829	1,608,754	7,919,204
May-21	51,155	338,408	69,170	330,656	72,135	8,065	62,850	64,905	12,484	4,820	2,466	22,427	42,197	4,192	59,481	11,237	178,187	1,363,624
Change	-1,899,374	-747,162	-134,864	-689,646	-354,540	-229,444	-340,325	-66,193	-79,321	-52,754	-102,785	-154,707	-389,567	-119,792	-99,995	-91,592	#####	-6,555,580
Change, %	-97.4%	-68.8%	-66.1%	-67.6%	-83.1%	-96.6%	-84.4%	-50.5%	-86.4%	-91.6%	-97.7%	-87.3%	-90.2%	-96.6%	-62.7%	-89.1%	-88.9%	-82.8%

## Year-to-date

Year-to-date	UK	Germany	Belgium	France	Netherlands	Ireland	Italy	Switzerland	Denmark	Finland	Norway	Sweden	Nordics	Russia	Portugal	Austria	Others	INTERNATIONAL
Jan-May19	6,214,921	4,033,377	868,133	3,729,288	1,265,862	716,075	1,620,934	587,559	443,809	337,367	556,851	809,171	2,147,198	395,167	862,389	419,324	6,238,164	29,290,959
Jan-May21	130,826	669,647	136,555	749,065	143,514	29,753	176,117	138,109	27,812	13,135	9,131	72,364	122,442	14,309	156,298	27,897	526,671	3,203,032
Change	-6,084,095	-3,363,730	-731,578	-2,980,223	-1,122,348	-686,322	-1,444,817	-449,450	-415,997	-324,232	-547,720	-736,807	-2,024,756	-380,858	-706,091	-391,427	#####	-26,087,927
Change, %	-97.9%	-83.4%	-84.3%	-79.9%	-88.7%	-95.8%	-89.1%	-76.5%	-93.7%	-96.1%	-98.4%	-91.1%	-94.3%	-96.4%	-81.9%	-93.3%	-91.6%	-89.1%

## BY AUTONOMOUS COMMUNITY

Monthly	Canary Islands	Andalusia	Aragon	Asturias	Canary Islands	Cantabria	C. y Leon	C. La Mancha	Catalonia	Canarian Region	Extremadura	Galicia	Madrid	Murcia	Navarre	Basque Country	La Rioja	SPAIN
May-19	888,777	1,204,749	54,174	25,610	1,701,167	27,583	116,357	20,950	1,835,129	857,711	0	115,939	758,323	94,521	0	122,805	0	7,919,204
May-21	161,411	166,330	13,255	6	380,882	6,913	31,242	3,667	251,546	141,684	6	44,389	86,727	14,717	6	32,899	6	1,363,624
Change	-727,366	-1,038,419	-40,919	-25,604	-1,320,285	-20,670	-85,115	-17,283	-1,583,583	-716,027	6	-71,550	-671,596	-79,804	6	-89,906	6	-6,555,580
Change, %	-81.8%	-86.2%	-75.5%	-100.0%	-77.6%	-74.9%	-73.1%	-82.5%	-86.3%	-83.5%	--	-61.7%	-88.6%	-84.4%	--	-73.2%	--	-82.8%

## Year-to-date

Year-to-date	Canary Islands	Andalusia	Aragon	Asturias	Canary Islands	Cantabria	C. y Leon	C. La Mancha	Catalonia	Canarian Region	Extremadura	Galicia	Madrid	Murcia	Navarre	Basque Country	La Rioja	SPAIN
Jan-May19	5,673,321	4,380,910	198,078	38,578	3,474,810	97,075	422,895	105,004	6,728,047	3,205,193	45,276	527,421	3,165,965	362,091	0	570,279	0	29,290,959
Jan-May21	532,252	379,254	33,156	20	599,532	13,703	89,769	8,049	570,844	338,401	20	111,847	298,617	31,871	20	94,606	20	3,203,032
Change	-5,141,069	-4,001,656	-164,922	-38,558	-2,875,278	-83,372	-333,126	-96,955	-6,157,203	-2,866,792	-45,256	-415,574	-2,867,348	-330,220	20	-475,673	20	-26,087,927
Change, %	-90.6%	-91.3%	-83.3%	-99.9%	-82.7%	-85.9%	-78.8%	-92.3%	-91.5%	-89.4%	-100.0%	-78.8%	-90.6%	-91.2%	--	-83.4%	--	-89.1%

# Tourist arrivals in the Canary Islands (ISTAC)

May 2021



## Number of tourists by holiday package booking and country of residence

May 2021

	Book	Do not book	TOTAL	% Book	% Do not book
<b>International</b>	49,636	116,706	166,344	29.8%	70.2%
- Germany	21,531	29,108	50,639	42.5%	57.5%
- Netherlands	1,408	4,219	5,627	25.0%	75.0%
- Ireland	10	972	982	1.0%	99.0%
- Nordics	1,914	2,463	4,377	43.7%	56.3%
- United Kingdom	322	3,082	3,404	9.5%	90.5%
- Switzerland	1,446	5,804	7,251	19.9%	80.0%
- Others	23,005	71,058	94,064	24.5%	75.5%
<b>Spanish Mainland</b>	4,725	74,776	79,501	5.9%	94.1%
<b>TOTAL</b>	54,361	191,482	245,845	22.1%	77.9%

January - May 2021

	Book	Do not book	TOTAL	% Book	% Do not book
<b>International</b>	168,717	399,521	568,241	29.7%	70.3%
- Germany	71,485	107,356	178,841	40.0%	60.0%
- Netherlands	2,503	9,464	11,967	20.9%	79.1%
- Ireland	725	7,402	8,129	8.9%	91.1%
- Nordics	13,522	11,246	24,767	54.6%	45.4%
- United Kingdom	1,030	11,934	12,966	7.9%	92.0%
- Switzerland	4,602	15,314	19,915	23.1%	76.9%
- Others	74,850	236,805	311,656	24.0%	76.0%
<b>Spanish Mainland</b>	12,744	227,851	240,595	5.3%	94.7%
<b>TOTAL</b>	181,461	627,372	808,836	22.4%	77.6%

## Share of tourists by accommodation type and country of residence

May 2021

	Hotels and similar	Rental	Property	Cruise	Others
<b>International</b>	53.9%	13.6%	8.2%	5.9%	18.3%
- Germany	43.7%	13.2%	10.3%	18.9%	13.9%
- Netherlands	63.5%	8.4%	8.5%	0.2%	19.4%
- Ireland	32.5%	33.8%	10.9%	0.0%	22.8%
- Nordics	66.4%	8.8%	12.4%	0.0%	12.3%
- United Kingdom	46.7%	17.2%	14.2%	0.0%	21.9%
- Switzerland	69.4%	10.6%	5.9%	0.5%	13.6%
- Others	57.6%	14.3%	6.7%	0.3%	21.1%
<b>Spanish Mainland</b>	51.5%	20.1%	1.2%	0.0%	27.2%
<b>TOTAL</b>	53.2%	15.7%	5.9%	4.0%	21.2%

January - May 2021


	Hotels and similar	Rental	Property	Cruise	Others
<b>International</b>	51.7%	14.4%	8.2%	6.4%	19.3%
- Germany	39.7%	14.1%	10.8%	19.8%	15.6%
- Netherlands	55.3%	12.5%	8.2%	0.4%	23.6%
- Ireland	51.3%	17.3%	8.9%	0.1%	22.4%
- Nordics	72.1%	8.5%	8.6%	0.0%	10.7%
- United Kingdom	46.4%	28.0%	7.7%	0.7%	17.2%
- Switzerland	62.9%	13.1%	7.3%	0.7%	16.0%
- Others	56.3%	14.6%	6.7%	0.2%	22.2%
<b>Spanish Mainland</b>	49.5%	18.8%	1.8%	0.0%	29.8%
<b>TOTAL</b>	51.0%	15.7%	6.3%	4.5%	22.4%

Source: Frontur (ISTAC). Tourist arrivals by air.

Note: on the result of the estimated Canary Islands total arrivals, tourists from La Gomera and El Hierro are included.

# Tourist arrivals in the Canary Islands (ISTAC)

May 2021



## Number of tourists by holiday package booking and island of stay

May 2021

	Lanzarote	Fuerteventura	Gran Canaria	Tenerife	La Palma	CANARY ISLANDS	
<b>Book</b>	<b>Total</b>	<b>9,212</b>	<b>16,307</b>	<b>21,672</b>	<b>22,313</b>	<b>2,312</b>	<b>54,361</b>
	- International	8,105	15,710	20,905	20,080	2,275	<b>49,636</b>
	- Spanish Mainland	1,107	597	767	2,233	37	<b>4,725</b>
<b>Do not book</b>	<b>Total</b>	<b>27,868</b>	<b>25,506</b>	<b>47,532</b>	<b>91,976</b>	<b>5,094</b>	<b>191,482</b>
	- International	15,458	17,432	26,620	59,041	2,477	<b>116,706</b>
	- Spanish Mainland	12,410	8,074	20,912	32,935	2,617	<b>74,776</b>
<b>TOTAL</b>	<b>All markets</b>	<b>37,080</b>	<b>41,814</b>	<b>69,204</b>	<b>114,289</b>	<b>7,406</b>	<b>245,845</b>
	- International	23,563	33,142	47,525	79,121	4,752	<b>166,344</b>
	- Spanish Mainland	13,517	8,672	21,679	35,168	2,654	<b>79,501</b>
<b>% book package</b>	<b>Total</b>	<b>24.8%</b>	<b>39.0%</b>	<b>31.3%</b>	<b>19.5%</b>	<b>31.2%</b>	<b>22.1%</b>
	- International	34.4%	47.4%	44.0%	25.4%	47.9%	<b>29.8%</b>
	- Spanish Mainland	8.2%	6.9%	3.5%	6.3%	1.4%	<b>5.9%</b>

January - May 2021

	Lanzarote	Fuerteventura	Gran Canaria	Tenerife	La Palma	CANARY ISLANDS	
<b>Book</b>	<b>Total</b>	<b>29,608</b>	<b>56,683</b>	<b>79,140</b>	<b>78,922</b>	<b>18,109</b>	<b>181,461</b>
	- International	26,887	55,255	76,676	72,976	17,594	<b>168,717</b>
	- Spanish Mainland	2,721	1,428	2,464	5,946	515	<b>12,744</b>
<b>Do not book</b>	<b>Total</b>	<b>76,564</b>	<b>76,569</b>	<b>163,364</b>	<b>310,644</b>	<b>19,542</b>	<b>627,372</b>
	- International	44,359	54,477	92,158	210,061	11,140	<b>399,521</b>
	- Spanish Mainland	32,205	22,092	71,206	100,583	8,402	<b>227,851</b>
<b>TOTAL</b>	<b>All markets</b>	<b>106,174</b>	<b>133,251</b>	<b>242,506</b>	<b>389,566</b>	<b>37,650</b>	<b>808,836</b>
	- International	71,247	109,731	168,835	283,036	28,733	<b>568,241</b>
	- Spanish Mainland	34,927	23,520	73,671	106,530	8,917	<b>240,595</b>
<b>% book package</b>	<b>Total</b>	<b>27.9%</b>	<b>42.5%</b>	<b>32.6%</b>	<b>20.3%</b>	<b>48.1%</b>	<b>22.4%</b>
	- International	37.7%	50.4%	45.4%	25.8%	61.2%	<b>29.7%</b>
	- Spanish Mainland	7.8%	6.1%	3.3%	5.6%	5.8%	<b>5.3%</b>

## Share of tourists by accommodation type and island of stay

May 2021

	Lanzarote	Fuerteventura	Gran Canaria	Tenerife	La Palma	CANARY ISLANDS	
<b>International</b>	Hotels	33.3%	59.7%	53.0%	48.2%	12.0%	<b>53.9%</b>
	Rental	24.9%	21.1%	7.0%	9.5%	13.3%	<b>13.6%</b>
	Property	2.9%	3.0%	6.4%	10.5%	8.1%	<b>8.2%</b>
	Cruise	23.8%	9.4%	19.7%	8.5%	46.4%	<b>5.9%</b>
	Others	15.1%	6.8%	13.9%	23.2%	20.1%	<b>18.3%</b>
<b>Spanish Mainland</b>	Hotels	49.4%	45.7%	56.7%	52.2%	60.1%	<b>51.5%</b>
	Rental	28.8%	25.1%	9.7%	20.1%	26.7%	<b>20.1%</b>
	Property	0.5%	2.0%	1.7%	1.0%	0.0%	<b>1.2%</b>
	Cruise	0.0%	0.0%	0.0%	0.0%	0.0%	<b>0.0%</b>
	Others	21.3%	27.2%	31.9%	26.7%	13.2%	<b>27.2%</b>
<b>TOTAL</b>	Hotels	39.2%	56.8%	54.2%	49.5%	29.3%	<b>53.2%</b>
	Rental	26.3%	21.9%	7.8%	12.8%	18.1%	<b>15.7%</b>
	Property	2.0%	2.8%	4.9%	7.6%	5.2%	<b>5.9%</b>
	Cruise	15.1%	7.5%	13.5%	5.9%	29.8%	<b>4.0%</b>
	Others	17.4%	11.0%	19.6%	24.3%	17.6%	<b>21.2%</b>

January - May 2021

	Lanzarote	Fuerteventura	Gran Canaria	Tenerife	La Palma	CANARY ISLANDS	
<b>International</b>	Hotels	31.4%	54.3%	49.8%	46.5%	7.6%	<b>51.7%</b>
	Rental	21.7%	18.6%	9.0%	11.0%	10.6%	<b>14.4%</b>
	Property	3.2%	3.1%	5.6%	10.4%	4.8%	<b>8.2%</b>
	Cruise	28.4%	16.5%	21.2%	9.0%	60.5%	<b>6.4%</b>
	Others	15.2%	7.5%	14.4%	23.2%	16.4%	<b>19.3%</b>
<b>Spanish Mainland</b>	Hotels	44.0%	42.6%	56.4%	49.7%	47.6%	<b>49.5%</b>
	Rental	32.3%	30.4%	8.3%	18.3%	27.7%	<b>18.8%</b>
	Property	0.7%	3.4%	1.8%	1.8%	0.9%	<b>1.8%</b>
	Cruise	0.0%	0.0%	0.0%	0.0%	0.1%	<b>0.0%</b>
	Others	23.0%	23.6%	33.5%	30.1%	23.6%	<b>29.8%</b>
<b>TOTAL</b>	Hotels	35.5%	52.2%	51.8%	47.3%	17.1%	<b>51.0%</b>
	Rental	25.2%	20.7%	8.8%	13.0%	14.7%	<b>15.7%</b>
	Property	2.4%	3.2%	4.4%	8.0%	3.9%	<b>6.3%</b>
	Cruise	19.1%	13.6%	14.8%	6.6%	46.2%	<b>4.5%</b>
	Others	17.8%	10.4%	20.2%	25.1%	18.1%	<b>22.4%</b>

Source: Frontur (ISTAC). Tourist arrivals by air.

Note: in the islands are included tourists who have chosen the island as the main destination of their trip or as a secondary destination.