


# Tourist arrivals in the Canary Islands (ISTAC)

November 2017



## CANARY ISLANDS

	United Kingdom	Germany	Belgium	France	Netherlands	Ireland	Italy	Switzerland	Denmark	Finland	Norway	Sweden	Nordics	Others	International	Mainland	TOTAL
2016	365,232	286,979	32,552	26,810	42,529	34,638	36,086	27,811	38,141	43,801	61,614	95,701	239,257	76,195	1,168,088	104,502	1,272,590
2017	378,388	293,977	30,668	29,076	52,327	34,713	34,834	39,970	38,359	44,438	63,277	94,483	240,557	127,674	1,262,186	107,136	1,369,322
Change	13,156	6,998	-1,884	2,266	9,798	75	-1,252	12,159	218	637	1,663	-1,218	1,300	51,479	94,098	2,634	96,732
Change, %	3.6%	2.4%	-5.8%	8.5%	23.0%	0.2%	-3.5%	43.7%	0.6%	1.5%	2.7%	-1.3%	0.5%	67.6%	8.1%	2.5%	7.6%

## LANZAROTE

	United Kingdom	Germany	Belgium	France	Netherlands	Ireland	Italy	Switzerland	Denmark	Finland	Norway	Sweden	Nordics	Others	International	Mainland	TOTAL
2016	97,343	35,337	3,674	6,454	7,662	17,248	5,128	n.d.	n.d.	n.d.	n.d.	n.d.	17,480	n.d.	201,277	17,661	218,937
2017	107,905	33,616	3,655	6,841	10,770	15,506	5,085	n.d.	n.d.	n.d.	n.d.	n.d.	13,605	n.d.	221,334	17,990	239,324
Change	10,562	-1,721	-19	387	3,108	-1,742	-43	--	--	--	--	--	-3,875	--	20,057	329	20,387
Change, %	10.9%	-4.9%	-0.5%	6.0%	40.6%	-10.1%	-0.8%	--	--	--	--	--	-22.2%	--	10.0%	1.9%	9.3%

## FUERTEVENTURA

	United Kingdom	Germany	Belgium	France	Netherlands	Ireland	Italy	Switzerland	Denmark	Finland	Norway	Sweden	Nordics	Others	International	Mainland	TOTAL
2016	43,596	71,625	1,672	3,725	4,215	2,834	6,332	n.d.	n.d.	n.d.	n.d.	n.d.	15,384	n.d.	162,165	6,738	168,903
2017	43,570	71,917	1,129	5,448	5,544	2,926	5,324	n.d.	n.d.	n.d.	n.d.	n.d.	12,863	n.d.	165,279	6,877	172,156
Change	-26	292	-543	1,723	1,329	92	-1,008	--	--	--	--	--	-2,521	--	3,114	139	3,253
Change, %	-0.1%	0.4%	-32.5%	46.3%	31.5%	3.2%	-15.9%	--	--	--	--	--	-16.4%	--	1.9%	2.1%	1.9%

## GRAN CANARIA

	United Kingdom	Germany	Belgium	France	Netherlands	Ireland	Italy	Switzerland	Denmark	Finland	Norway	Sweden	Nordics	Others	International	Mainland	TOTAL
2016	51,647	95,711	8,955	5,901	14,906	5,473	8,310	n.d.	n.d.	n.d.	n.d.	n.d.	133,160	n.d.	354,715	32,618	387,333
2017	45,348	94,950	7,063	4,391	18,596	6,197	7,310	n.d.	n.d.	n.d.	n.d.	n.d.	150,836	n.d.	388,490	29,989	418,479
Change	-6,299	-761	-1,892	-1,510	3,690	724	-1,000	--	--	--	--	--	17,676	--	33,775	-2,629	31,146
Change, %	-12.2%	-0.8%	-21.1%	-25.6%	24.8%	13.2%	-12.0%	--	--	--	--	--	13.3%	--	9.5%	-8.1%	8.0%

## TENERIFE

	United Kingdom	Germany	Belgium	France	Netherlands	Ireland	Italy	Switzerland	Denmark	Finland	Norway	Sweden	Nordics	Others	International	Mainland	TOTAL
2016	165,818	67,663	17,377	10,019	13,443	9,021	15,621	n.d.	n.d.	n.d.	n.d.	n.d.	70,322	n.d.	414,308	44,947	459,255
2017	174,889	75,998	17,556	11,684	14,871	9,831	16,622	n.d.	n.d.	n.d.	n.d.	n.d.	53,544	n.d.	444,218	48,156	492,374
Change	9,071	8,335	179	1,665	1,428	810	1,001	--	--	--	--	--	-16,778	--	29,910	3,209	33,119
Change, %	5.5%	12.3%	1.0%	16.6%	10.6%	9.0%	6.4%	--	--	--	--	--	-23.9%	--	7.2%	7.1%	7.2%

## LA PALMA


	United Kingdom	Germany	Belgium	France	Netherlands	Ireland	Italy	Switzerland	Denmark	Finland	Norway	Sweden	Nordics	Others	International	Mainland	TOTAL
2016	4,452	11,228	627	367	1,947	0	5	n.d.	n.d.	n.d.	n.d.	n.d.	2,257	n.d.	23,785	2,135	25,919
2017	3,712	10,990	639	200	2,299	0	394	n.d.	n.d.	n.d.	n.d.	n.d.	7,765	n.d.	28,865	3,548	32,413
Change	-740	-238	12	-167	352	0	389	--	--	--	--	--	5,508	--	5,080	1,413	6,494
Change, %	-16.6%	-2.1%	1.9%	-45.5%	18.1%	--	7780.0%	--	--	--	--	--	244.0%	--	21.4%	66.2%	25.1%

Source: Frontur (ISTAC). Tourist arrivals by air.

Note: on the result of the estimated Canary Islands total arrivals, tourists from La Gomera and El Hierro are included.

# Tourist arrivals in the Canary Islands (ISTAC)

January - November 2017



## CANARY ISLANDS

	United Kingdom	Germany	Belgium	France	Netherlands	Ireland	Italy	Switzerland	Denmark	Finland	Norway	Sweden	Nordics	Others	International	Mainland	TOTAL
2016	4,475,715	2,747,723	360,602	542,236	572,231	447,423	428,146	270,606	287,775	208,297	370,168	505,923	1,372,163	870,114	12,086,964	1,538,746	13,625,709
2017	4,868,804	2,841,715	373,766	543,291	595,821	494,968	491,943	309,189	304,215	226,446	402,411	542,561	1,475,633	1,057,138	13,052,277	1,559,286	14,611,560
Change	393,089	93,992	13,164	1,055	23,590	47,545	63,797	38,583	16,440	18,149	32,243	36,638	103,470	187,024	965,313	20,540	985,851
Change, %	8.8%	3.4%	3.7%	0.2%	4.1%	10.6%	14.9%	14.3%	5.7%	8.7%	8.7%	7.2%	7.5%	21.5%	8.0%	1.3%	7.2%

## LANZAROTE

	United Kingdom	Germany	Belgium	France	Netherlands	Ireland	Italy	Switzerland	Denmark	Finland	Norway	Sweden	Nordics	Others	International	Mainland	TOTAL
2016	1,196,526	293,335	38,372	144,926	91,802	226,431	47,417	n.d.	n.d.	n.d.	n.d.	n.d.	96,474	n.d.	2,246,397	252,449	2,498,842
2017	1,316,699	316,766	44,512	132,681	98,131	248,390	68,990	n.d.	n.d.	n.d.	n.d.	n.d.	95,739	n.d.	2,478,653	226,208	2,704,859
Change	120,173	23,431	6,140	-12,245	6,329	21,959	21,573	--	--	--	--	--	-735	--	232,256	-26,241	206,017
Change, %	10.0%	8.0%	16.0%	-8.4%	6.9%	9.7%	45.5%	--	--	--	--	--	-0.8%	--	10.3%	-10.4%	8.2%

## FUERTEVENTURA

	United Kingdom	Germany	Belgium	France	Netherlands	Ireland	Italy	Switzerland	Denmark	Finland	Norway	Sweden	Nordics	Others	International	Mainland	TOTAL
2016	475,855	804,151	16,067	127,604	58,083	33,763	111,871	n.d.	n.d.	n.d.	n.d.	n.d.	93,290	n.d.	1,874,707	125,561	2,000,268
2017	500,007	805,728	13,983	112,732	76,844	37,432	113,406	n.d.	n.d.	n.d.	n.d.	n.d.	90,024	n.d.	1,923,975	122,326	2,046,302
Change	24,152	1,577	-2,084	-14,872	18,761	3,669	1,535	--	--	--	--	--	-3,266	--	49,268	-3,235	46,034
Change, %	5.1%	0.2%	-13.0%	-11.7%	32.3%	10.9%	1.4%	--	--	--	--	--	-3.5%	--	2.6%	-2.6%	2.3%

## GRAN CANARIA

	United Kingdom	Germany	Belgium	France	Netherlands	Ireland	Italy	Switzerland	Denmark	Finland	Norway	Sweden	Nordics	Others	International	Mainland	TOTAL
2016	699,347	858,469	102,335	91,148	223,963	65,766	80,832	n.d.	n.d.	n.d.	n.d.	n.d.	793,414	n.d.	3,237,138	496,374	3,733,511
2017	806,144	897,450	102,697	101,020	220,590	74,079	98,701	n.d.	n.d.	n.d.	n.d.	n.d.	872,413	n.d.	3,575,562	493,531	4,069,092
Change	106,797	38,981	362	9,872	-3,373	8,313	17,869	--	--	--	--	--	78,999	--	338,424	-2,843	335,581
Change, %	15.3%	4.5%	0.4%	10.8%	-1.5%	12.6%	22.1%	--	--	--	--	--	10.0%	--	10.5%	-0.6%	9.0%

## TENERIFE

	United Kingdom	Germany	Belgium	France	Netherlands	Ireland	Italy	Switzerland	Denmark	Finland	Norway	Sweden	Nordics	Others	International	Mainland	TOTAL
2016	2,046,653	661,479	192,799	166,017	172,648	119,625	185,827	n.d.	n.d.	n.d.	n.d.	n.d.	378,181	n.d.	4,451,814	613,756	5,065,568
2017	2,186,433	687,747	201,725	181,134	173,087	132,928	209,044	n.d.	n.d.	n.d.	n.d.	n.d.	386,427	n.d.	4,767,431	672,504	5,439,935
Change	139,780	26,268	8,926	15,117	439	13,303	23,217	--	--	--	--	--	8,246	--	315,617	58,748	374,367
Change, %	6.8%	4.0%	4.6%	9.1%	0.3%	11.1%	12.5%	--	--	--	--	--	2.2%	--	7.1%	9.6%	7.4%

## LA PALMA


	United Kingdom	Germany	Belgium	France	Netherlands	Ireland	Italy	Switzerland	Denmark	Finland	Norway	Sweden	Nordics	Others	International	Mainland	TOTAL
2016	25,937	83,720	6,646	9,341	21,891	591	1,120	n.d.	n.d.	n.d.	n.d.	n.d.	5,968	n.d.	171,940	43,384	215,325
2017	35,968	89,575	7,116	15,490	24,122	621	2,017	n.d.	n.d.	n.d.	n.d.	n.d.	24,507	n.d.	222,445	46,085	268,530
Change	10,031	5,855	470	6,149	2,231	30	897	--	--	--	--	--	18,539	--	50,505	2,701	53,205
Change, %	38.7%	7.0%	7.1%	65.8%	10.2%	5.1%	80.1%	--	--	--	--	--	310.6%	--	29.4%	6.2%	24.7%

Source: Frontur (ISTAC). Tourist arrivals by air.

Note: on the result of the estimated Canary Islands total arrivals, tourists from La Gomera and El Hierro are included.

# International tourist arrivals in Spain (INE)

November 2017



## BY COUNTRY OF RESIDENCE

### Monthly

	UK	Germany	Belgium	France	Netherlands	Ireland	Italy	Switzerland	Denmark	Finland	Norway	Sweden	Nordics	Russia	Portugal	Austria	Others	INTERNATIONAL
Nov-16	866,957	545,434	128,386	533,056	145,803	91,096	234,531	98,907	115,840	63,609	49,784	171,516	400,749	41,379	119,243	53,281	835,904	4,098,262
Nov-17	913,373	594,451	134,013	535,781	165,835	95,321	256,935	105,088	75,229	85,446	102,633	171,328	434,636	52,025	134,245	49,215	927,976	4,401,330
Change	46,416	49,017	5,627	2,725	20,032	4,225	22,404	6,181	-40,611	21,837	52,849	-188	33,887	10,646	15,002	-4,066	92,072	303,068
Change, %	5.4%	9.0%	4.4%	0.5%	13.7%	4.6%	9.6%	6.2%	-35.1%	34.3%	106.2%	-0.1%	8.5%	25.7%	12.6%	-7.6%	11.0%	7.4%

### Year-to-date

	UK	Germany	Belgium	France	Netherlands	Ireland	Italy	Switzerland	Denmark	Finland	Norway	Sweden	Nordics	Russia	Portugal	Austria	Others	INTERNATIONAL
Jan-Nov16	16,794,698	10,752,514	2,198,932	10,650,523	3,214,617	1,731,543	3,706,564	1,611,759	1,121,206	667,712	1,148,617	1,825,854	4,763,389	959,475	1,874,431	941,121	12,066,175	71,324,563
Jan-Nov17	17,966,044	11,407,378	2,352,185	10,696,940	3,537,890	1,964,317	3,964,052	1,967,566	1,358,679	543,226	1,456,233	2,100,171	5,458,309	1,094,741	1,986,104	921,985	14,442,892	77,804,619
Change	1,171,346	654,864	153,253	46,417	323,273	232,774	257,488	355,807	237,473	-124,486	307,616	274,317	694,920	135,266	111,673	-19,136	2,376,717	6,480,056
Change, %	7.0%	6.1%	7.0%	0.4%	10.1%	13.4%	6.9%	22.1%	21.2%	-18.6%	26.8%	15.0%	14.6%	14.1%	6.0%	-2.0%	19.7%	9.1%

## BY AUTONOMOUS COMMUNITY

### Monthly


	Canary Islands	Andalusia	Aragon	Asturias	Balearic Islands	Cantabria	C. y Leon	C. La Mancha	Catalonia	Valencian Region	Extremadura	Galicia	Madrid	Murcia	Navarre	Basque Country	La Rioja	SPAIN
Nov-16	1,162,023	548,318	41,516	17,861	152,665	14,689	72,520	12,789	1,009,971	377,912	14,773	62,840	454,904	50,622	16,003	82,265	6,171	4,098,262
Nov-17	1,239,853	572,589	32,776	16,233	177,390	12,363	62,176	14,031	986,712	451,753	24,144	79,746	534,273	69,492	10,878	105,049	11,642	4,401,330
Change	77,830	24,271	-8,740	-1,628	24,725	-2,326	-10,344	1,242	-23,259	73,841	9,371	16,906	79,369	18,870	-5,125	22,784	5,471	303,068
Change, %	6.7%	4.4%	-21.1%	-9.1%	16.2%	-15.8%	-14.3%	9.7%	-2.3%	19.5%	63.4%	26.9%	17.4%	37.3%	-32.0%	27.7%	88.7%	7.4%

### Year-to-date

	Canary Islands	Andalusia	Aragon	Asturias	Balearic Islands	Cantabria	C. y Leon	C. La Mancha	Catalonia	Valencian Region	Extremadura	Galicia	Madrid	Murcia	Navarre	Basque Country	La Rioja	SPAIN
Jan-Nov16	12,009,155	10,094,080	606,281	269,081	12,896,210	365,121	1,134,137	217,729	17,182,708	7,365,121	233,380	982,267	5,351,318	870,006	284,040	1,313,518	139,553	71,324,563
Jan-Nov17	12,957,333	11,024,037	519,450	281,255	13,691,618	401,210	1,379,743	213,864	18,223,293	8,517,974	350,025	1,209,696	6,218,732	930,592	316,762	1,447,975	112,659	77,804,619
Change	948,178	929,957	-86,831	12,174	795,408	36,089	245,606	-3,865	1,040,585	1,152,853	116,645	227,429	867,414	60,586	32,722	134,457	-26,894	6,480,056
Change, %	7.9%	9.2%	-14.3%	4.5%	6.2%	9.9%	21.7%	-1.8%	6.1%	15.7%	50.0%	23.2%	16.2%	7.0%	11.5%	10.2%	-19.3%	9.1%

# Tourist arrivals in the Canary Islands (ISTAC)

November 2017



## Number of tourists by holiday package booking

November 2017					
	Book	Do not book	TOTAL	% Book	% Do not book
<b>International</b>	768,431	493,755	1,262,186	60.9%	39.1%
- Germany	210,770	83,207	293,977	71.7%	28.3%
- Netherlands	36,223	16,104	52,327	69.2%	30.8%
- Ireland	10,929	23,784	34,713	31.5%	68.5%
- Nordics	181,171	59,387	240,557	75.3%	24.7%
- United Kingdom	219,567	158,821	378,388	58.0%	42.0%
- Switzerland	20,777	19,193	39,970	52.0%	48.0%
- Others	88,993	133,259	222,253	40.0%	60.0%
<b>Spanish Mainland</b>	29,594	77,542	107,136	27.6%	72.4%
<b>TOTAL</b>	798,025	571,297	1,369,322	58.3%	41.7%

January - November 2017					
	Book	Do not book	TOTAL	% Book	% Do not book
<b>International</b>	8,000,305	4,567,309	13,052,270	61.3%	35.0%
- Germany	2,085,906	660,898	2,841,715	73.4%	23.3%
- Netherlands	433,162	137,578	595,821	72.7%	23.1%
- Ireland	171,306	297,840	494,968	34.6%	60.2%
- Nordics	1,062,263	398,423	1,475,632	72.0%	27.0%
- United Kingdom	2,838,842	1,832,651	4,868,804	58.3%	37.6%
- Switzerland	162,372	129,304	309,189	52.5%	41.8%
- Others	1,246,454	1,110,616	2,466,138	50.5%	45.0%
<b>Spanish Mainland</b>	548,331	949,620	1,559,291	35.2%	60.9%
<b>TOTAL</b>	8,548,637	5,516,927	14,611,560	58.5%	37.8%

## Share of tourists by accommodation type

November 2017					
	Hotels	Rental	Property	Cruise	Others
<b>International</b>	78.8%	9.8%	2.3%	2.2%	6.9%
- Germany	77.4%	9.1%	2.6%	6.1%	4.8%
- Netherlands	79.6%	12.0%	0.8%	0.1%	7.5%
- Ireland	69.6%	17.1%	3.6%	0.0%	9.8%
- Nordics	86.2%	7.6%	1.3%	0.1%	4.8%
- United Kingdom	78.3%	8.9%	3.0%	2.0%	7.8%
- Switzerland	81.9%	13.7%	1.0%	0.9%	2.5%
- Others	74.1%	12.3%	2.2%	1.0%	10.4%
<b>Spanish Mainland</b>	66.1%	8.5%	2.3%	0.0%	23.1%
<b>TOTAL</b>	77.8%	9.7%	2.3%	2.1%	8.1%


January - November 2017					
	Hotels	Rental	Property	Cruise	Others
<b>International</b>	80.6%	9.1%	2.3%	1.5%	6.5%
- Germany	80.4%	8.3%	2.4%	5.2%	3.8%
- Netherlands	84.6%	10.4%	0.8%	0.4%	3.8%
- Ireland	76.9%	14.7%	2.3%	0.1%	5.9%
- Nordics	83.4%	9.0%	2.2%	0.2%	5.2%
- United Kingdom	81.1%	8.4%	2.4%	0.7%	7.3%
- Switzerland	81.5%	10.6%	2.3%	0.7%	4.9%
- Others	77.6%	9.8%	2.5%	0.4%	9.8%
<b>Spanish Mainland</b>	69.8%	10.5%	1.9%	0.3%	17.5%
<b>TOTAL</b>	79.4%	9.2%	2.3%	1.4%	7.7%

Source: Frontur (ISTAC). Tourist arrivals by air.

Note: on the result of the estimated Canary Islands total arrivals, tourists from La Gomera and El Hierro are included.

# Tourist arrivals in the Canary Islands (ISTAC)

November 2017



## Number of tourists by holiday package booking and island of stay

November 2017							
	Lanzarote	Fuerteventura	Gran Canaria	Tenerife	La Palma	CANARY ISLANDS	
<b>Book</b>	<b>Total</b>	<b>171,024</b>	<b>133,344</b>	<b>263,497</b>	<b>259,292</b>	<b>27,946</b>	<b>798,025</b>
	- International	165,628	130,965	257,447	242,745	27,643	<b>768,431</b>
	- Spanish Mainland	5,397	2,379	6,050	16,547	302	<b>29,594</b>
<b>Do not book</b>	<b>Total</b>	<b>99,434</b>	<b>53,803</b>	<b>161,517</b>	<b>256,327</b>	<b>21,545</b>	<b>571,297</b>
	- International	86,287	47,929	135,655	223,404	17,667	<b>493,755</b>
	- Spanish Mainland	13,148	5,874	25,862	32,923	3,878	<b>77,542</b>
<b>TOTAL</b>	<b>All markets</b>	<b>270,458</b>	<b>187,148</b>	<b>425,014</b>	<b>515,619</b>	<b>49,491</b>	<b>1,369,322</b>
	- International	251,914	178,894	393,102	466,149	45,310	<b>1,262,186</b>
	- Spanish Mainland	18,544	8,253	31,913	49,470	4,180	<b>107,136</b>
<b>% book package</b>	<b>Total</b>	<b>63.2%</b>	<b>71.3%</b>	<b>62.0%</b>	<b>50.3%</b>	<b>56.5%</b>	<b>58.3%</b>
	- International	65.7%	73.2%	65.5%	52.1%	61.0%	<b>60.9%</b>
	- Spanish Mainland	29.1%	28.8%	19.0%	33.4%	7.2%	<b>27.6%</b>

January - November 2017							
	Lanzarote	Fuerteventura	Gran Canaria	Tenerife	La Palma	CANARY ISLANDS	
<b>Book</b>	<b>Total</b>	<b>1,729,937</b>	<b>1,610,732</b>	<b>2,533,052</b>	<b>2,988,205</b>	<b>193,850</b>	<b>8,548,637</b>
	- International	1,641,970	1,562,131	2,383,896	2,710,264	179,823	<b>8,000,305</b>
	- Spanish Mainland	87,970	48,602	149,155	277,942	14,028	<b>548,331</b>
<b>Do not book</b>	<b>Total</b>	<b>1,051,985</b>	<b>514,063</b>	<b>1,489,310</b>	<b>2,447,915</b>	<b>155,260</b>	<b>5,516,927</b>
	- International	907,963	429,689	1,142,675	2,057,348	116,364	<b>4,567,309</b>
	- Spanish Mainland	144,022	84,372	346,636	390,569	38,895	<b>949,620</b>
<b>TOTAL</b>	<b>All markets</b>	<b>2,889,458</b>	<b>2,197,876</b>	<b>4,160,424</b>	<b>5,658,522</b>	<b>363,943</b>	<b>14,611,560</b>
	- International	2,648,408	2,058,929	3,645,480	4,962,826	307,886	<b>13,052,270</b>
	- Spanish Mainland	241,052	138,943	514,947	695,695	56,057	<b>1,559,291</b>
<b>% book package</b>	<b>Total</b>	<b>59.9%</b>	<b>73.3%</b>	<b>60.9%</b>	<b>52.8%</b>	<b>53.3%</b>	<b>58.5%</b>
	- International	62.0%	75.9%	65.4%	54.6%	58.4%	<b>61.3%</b>
	- Spanish Mainland	36.5%	35.0%	29.0%	40.0%	25.0%	<b>35.2%</b>

## Share of tourists by accommodation type and island of stay

November 2017							
	Lanzarote	Fuerteventura	Gran Canaria	Tenerife	La Palma	CANARY ISLANDS	
<b>International</b>	Hotels	71.3%	82.4%	76.0%	77.4%	46.2%	<b>78.8%</b>
	Rental	13.4%	8.4%	10.0%	5.6%	20.7%	<b>9.8%</b>
	Property	1.6%	1.8%	1.6%	3.2%	2.7%	<b>2.3%</b>
	Cruise	10.0%	4.9%	5.7%	3.8%	25.7%	<b>2.2%</b>
	Others	3.7%	2.6%	6.7%	10.0%	4.7%	<b>6.9%</b>
<b>Spanish Mainland</b>	Hotels	74.5%	71.5%	65.6%	65.2%	43.2%	<b>66.1%</b>
	Rental	5.4%	9.5%	9.6%	7.6%	23.5%	<b>8.5%</b>
	Property	0.9%	4.1%	2.0%	2.7%	2.2%	<b>2.3%</b>
	Cruise	0.0%	0.0%	0.0%	0.1%	0.0%	<b>0.0%</b>
	Others	19.3%	14.9%	22.8%	24.4%	31.1%	<b>23.1%</b>
<b>TOTAL</b>	Hotels	71.6%	81.9%	75.2%	76.3%	45.9%	<b>77.8%</b>
	Rental	12.9%	8.5%	10.0%	5.8%	20.9%	<b>9.7%</b>
	Property	1.5%	1.9%	1.7%	3.1%	2.6%	<b>2.3%</b>
	Cruise	9.3%	4.6%	5.3%	3.5%	23.5%	<b>2.1%</b>
	Others	4.7%	3.1%	7.9%	11.4%	7.0%	<b>8.1%</b>

January - November 2017							
	Lanzarote	Fuerteventura	Gran Canaria	Tenerife	La Palma	CANARY ISLANDS	
<b>International</b>	Hotels	77.1%	83.4%	76.4%	78.7%	53.0%	<b>80.6%</b>
	Rental	12.6%	7.2%	10.4%	5.7%	18.4%	<b>9.1%</b>
	Property	1.3%	1.6%	1.7%	3.3%	3.8%	<b>2.3%</b>
	Cruise	5.0%	5.1%	5.1%	3.1%	19.9%	<b>1.5%</b>
	Others	4.0%	2.8%	6.5%	9.2%	4.8%	<b>6.5%</b>
<b>Spanish Mainland</b>	Hotels	77.9%	69.0%	64.6%	70.9%	59.0%	<b>69.8%</b>
	Rental	5.9%	13.3%	12.6%	9.1%	19.9%	<b>10.5%</b>
	Property	1.5%	2.7%	1.7%	2.0%	2.5%	<b>1.9%</b>
	Cruise	0.7%	1.2%	0.4%	0.7%	3.2%	<b>0.3%</b>
	Others	14.0%	13.8%	20.7%	17.3%	15.4%	<b>17.5%</b>
<b>TOTAL</b>	Hotels	77.2%	82.5%	74.9%	77.8%	54.0%	<b>79.4%</b>
	Rental	12.1%	7.6%	10.7%	6.1%	18.7%	<b>9.2%</b>
	Property	1.3%	1.6%	1.7%	3.1%	3.6%	<b>2.3%</b>
	Cruise	4.7%	4.8%	4.5%	2.8%	17.3%	<b>1.4%</b>
	Others	4.8%	3.5%	8.2%	10.2%	6.4%	<b>7.7%</b>

Source: Frontur (ISTAC). Tourist arrivals by air.

Note: in the islands are included tourists who have chosen the island as the main destination of their trip or as a secondary destination.