

Tourist arrivals in the Canary Islands (ISTAC)

November 2020



CANARY ISLANDS

	United Kingdom	Germany	Belgium	France	Netherlands	Ireland	Italy	Switzerland	Denmark	Finland	Norway	Sweden	Nordics	Others	International	Mainland	TOTAL
2019	367,836	268,328	31,222	39,843	46,411	36,457	36,408	28,425	36,243	41,956	60,633	81,580	220,412	86,860	1,162,201	126,880	1,289,081
2020	44,574	59,162	11,175	5,259	4,859	4,163	4,160	2,756	254	327	303	5,601	6,485	18,704	161,298	38,378	199,676
Change	-323,262	-209,166	-20,047	-34,584	-41,552	-32,294	-32,248	-25,669	-35,989	-41,629	-60,330	-75,979	-213,927	-68,156	-1,000,903	-88,502	-1,089,405
Change, %	-87.9%	-78.0%	-64.2%	-86.8%	-89.5%	-88.6%	-88.6%	-90.3%	-99.3%	-99.2%	-99.5%	-93.1%	-97.1%	-78.5%	-86.1%	-69.8%	-84.5%

LANZAROTE

	United Kingdom	Germany	Belgium	France	Netherlands	Ireland	Italy	Switzerland	Denmark	Finland	Norway	Sweden	Nordics	Others	International	Mainland	TOTAL
2019	100,186	30,635	4,219	9,530	9,125	17,647	6,303	n.d.	n.d.	n.d.	n.d.	n.d.	13,896	n.d.	202,534	18,408	220,942
2020	9,525	4,678	1,415	597	384	1,476	260	n.d.	n.d.	n.d.	n.d.	n.d.	53	n.d.	19,870	5,202	25,073
Change	-90,661	-25,957	-2,804	-8,933	-8,741	-16,171	-6,043	--	--	--	--	--	-13,843	--	-182,664	-13,206	-195,869
Change, %	-90.5%	-84.7%	-66.5%	-93.7%	-95.8%	-91.6%	-95.9%	--	--	--	--	--	-99.6%	--	-90.2%	-71.7%	-88.7%

FUERTEVENTURA

	United Kingdom	Germany	Belgium	France	Netherlands	Ireland	Italy	Switzerland	Denmark	Finland	Norway	Sweden	Nordics	Others	International	Mainland	TOTAL
2019	33,017	66,115	1,166	7,052	3,956	2,330	5,248	n.d.	n.d.	n.d.	n.d.	n.d.	10,426	n.d.	142,948	8,295	151,243
2020	2,544	17,132	901	501	327	212	613	n.d.	n.d.	n.d.	n.d.	n.d.	1,053	n.d.	25,683	2,925	28,609
Change	-30,473	-48,983	-265	-6,551	-3,629	-2,118	-4,635	--	--	--	--	--	-9,373	--	-117,265	-5,370	-122,634
Change, %	-92.3%	-74.1%	-22.7%	-92.9%	-91.7%	-90.9%	-88.3%	--	--	--	--	--	-89.9%	--	-82.0%	-64.7%	-81.1%

GRAN CANARIA

	United Kingdom	Germany	Belgium	France	Netherlands	Ireland	Italy	Switzerland	Denmark	Finland	Norway	Sweden	Nordics	Others	International	Mainland	TOTAL
2019	54,179	94,323	6,834	5,595	18,502	4,922	7,869	n.d.	n.d.	n.d.	n.d.	n.d.	134,434	n.d.	360,655	42,136	402,791
2020	5,580	21,473	3,278	1,468	1,948	567	1,064	n.d.	n.d.	n.d.	n.d.	n.d.	3,911	n.d.	46,656	13,707	60,363
Change	-48,599	-72,850	-3,556	-4,127	-16,554	-4,355	-6,805	--	--	--	--	--	-130,523	--	-313,999	-28,429	-342,428
Change, %	-89.7%	-77.2%	-52.0%	-73.8%	-89.5%	-88.5%	-86.5%	--	--	--	--	--	-97.1%	--	-87.1%	-67.5%	-85.0%

TENERIFE

	United Kingdom	Germany	Belgium	France	Netherlands	Ireland	Italy	Switzerland	Denmark	Finland	Norway	Sweden	Nordics	Others	International	Mainland	TOTAL
2019	175,541	57,857	18,050	17,204	12,438	11,434	16,633	n.d.	n.d.	n.d.	n.d.	n.d.	57,111	n.d.	419,734	54,861	474,596
2020	26,653	12,974	5,173	2,576	2,052	1,900	2,164	n.d.	n.d.	n.d.	n.d.	n.d.	1,358	n.d.	64,572	14,906	79,478
Change	-148,888	-44,883	-12,877	-14,628	-10,386	-9,534	-14,469	--	--	--	--	--	-55,753	--	-355,162	-39,955	-395,118
Change, %	-84.8%	-77.6%	-71.3%	-85.0%	-83.5%	-83.4%	-87.0%	--	--	--	--	--	-97.6%	--	-84.6%	-72.8%	-83.3%

LA PALMA

	United Kingdom	Germany	Belgium	France	Netherlands	Ireland	Italy	Switzerland	Denmark	Finland	Norway	Sweden	Nordics	Others	International	Mainland	TOTAL
2019	2,625	10,860	534	209	1,891	0	234	n.d.	n.d.	n.d.	n.d.	n.d.	3,128	n.d.	21,748	2,353	24,101
2020	50	1,506	316	79	91	0	52	n.d.	n.d.	n.d.	n.d.	n.d.	40	n.d.	2,414	1,380	3,794
Change	-2,575	-9,354	-218	-130	-1,800	0	-182	--	--	--	--	--	-3,088	--	-19,334	-973	-20,307
Change, %	-98.1%	-86.1%	-40.8%	-62.2%	-95.2%	--	-77.8%	--	--	--	--	--	-98.7%	--	-88.9%	-41.4%	-84.3%

Source: Frantur (ISTAC). Tourist arrivals by air.

Note: on the result of the estimated Canary Islands total arrivals, tourists from La Gomera and El Hierro are included. Only main tourists are taken into account in each island.

Tourist arrivals in the Canary Islands (ISTAC)

January - November 2020



CANARY ISLANDS

	United Kingdom	Germany	Belgium	France	Netherlands	Ireland	Italy	Switzerland	Denmark	Finland	Norway	Sweden	Nordics	Others	International	Mainland	TOTAL
2019	4,547,117	2,396,580	366,429	540,161	532,071	545,891	414,275	243,298	261,534	215,549	375,350	461,067	1,313,500	1,048,606	11,947,918	1,842,217	13,790,136
2020	1,110,379	832,330	141,154	189,654	168,634	113,101	129,397	63,908	108,702	101,881	135,386	186,280	532,249	329,715	3,610,516	770,714	4,381,229
Change	-3,436,738	-1,564,250	-225,275	-350,507	-363,437	-432,790	-284,878	-179,390	-152,832	-113,668	-239,964	-274,787	-781,251	-718,891	-8,337,402	-1,071,503	-9,408,907
Change, %	-75.6%	-65.3%	-61.5%	-64.9%	-68.3%	-79.3%	-68.8%	-73.7%	-58.4%	-52.7%	-63.9%	-59.6%	-59.5%	-68.6%	-69.8%	-58.2%	-68.2%

LANZAROTE

	United Kingdom	Germany	Belgium	France	Netherlands	Ireland	Italy	Switzerland	Denmark	Finland	Norway	Sweden	Nordics	Others	International	Mainland	TOTAL
2019	1,293,973	278,906	47,943	141,365	85,868	292,053	60,689	n.d.	n.d.	n.d.	n.d.	n.d.	81,927	n.d.	2,406,262	274,774	2,681,036
2020	285,330	84,310	15,442	48,393	26,327	48,661	15,974	n.d.	n.d.	n.d.	n.d.	n.d.	27,947	n.d.	584,756	120,429	705,187
Change	-1,008,643	-194,596	-32,501	-92,972	-59,541	-243,392	-44,715	--	--	--	--	--	-53,980	--	-1,821,506	-154,345	-1,975,849
Change, %	-77.9%	-69.8%	-67.8%	-65.8%	-69.3%	-83.3%	-73.7%	--	--	--	--	--	-65.9%	--	-75.7%	-56.2%	-73.7%

FUERTEVENTURA

	United Kingdom	Germany	Belgium	France	Netherlands	Ireland	Italy	Switzerland	Denmark	Finland	Norway	Sweden	Nordics	Others	International	Mainland	TOTAL
2019	447,679	631,135	13,889	102,417	45,116	31,933	79,784	n.d.	n.d.	n.d.	n.d.	n.d.	71,491	n.d.	1,598,342	146,327	1,744,669
2020	105,306	219,858	6,884	32,363	14,954	7,727	22,411	n.d.	n.d.	n.d.	n.d.	n.d.	27,648	n.d.	490,462	76,534	566,995
Change	-342,373	-411,277	-7,005	-70,054	-30,162	-24,206	-57,373	--	--	--	--	--	-43,843	--	-1,107,880	-69,793	-1,177,674
Change, %	-76.5%	-65.2%	-50.4%	-68.4%	-66.9%	-75.8%	-71.9%	--	--	--	--	--	-61.3%	--	-69.3%	-47.7%	-67.5%

GRAN CANARIA

	United Kingdom	Germany	Belgium	France	Netherlands	Ireland	Italy	Switzerland	Denmark	Finland	Norway	Sweden	Nordics	Others	International	Mainland	TOTAL
2019	703,727	751,636	95,059	85,163	215,105	70,277	89,232	n.d.	n.d.	n.d.	n.d.	n.d.	810,139	n.d.	3,188,783	594,897	3,783,681
2020	158,433	259,496	27,029	27,064	65,752	18,058	28,159	n.d.	n.d.	n.d.	n.d.	n.d.	313,706	n.d.	1,008,427	219,966	1,228,395
Change	-545,294	-492,140	-68,030	-58,099	-149,353	-52,219	-61,073	--	--	--	--	--	-496,433	--	-2,180,356	-374,931	-2,555,286
Change, %	-77.5%	-65.5%	-71.6%	-68.2%	-69.4%	-74.3%	-68.4%	--	--	--	--	--	-61.3%	--	-68.4%	-63.0%	-67.5%

TENERIFE

	United Kingdom	Germany	Belgium	France	Netherlands	Ireland	Italy	Switzerland	Denmark	Finland	Norway	Sweden	Nordics	Others	International	Mainland	TOTAL
2019	2,056,519	583,927	199,392	199,384	162,817	150,277	182,020	n.d.	n.d.	n.d.	n.d.	n.d.	330,760	n.d.	4,459,856	768,293	5,228,152
2020	546,534	218,232	88,496	77,360	54,246	38,222	62,064	n.d.	n.d.	n.d.	n.d.	n.d.	154,146	n.d.	1,429,339	325,861	1,755,200
Change	-1,509,985	-365,695	-110,896	-122,024	-108,571	-112,055	-119,956	--	--	--	--	--	-176,614	--	-3,030,517	-442,432	-3,472,952
Change, %	-73.4%	-62.6%	-55.6%	-61.2%	-66.7%	-74.6%	-65.9%	--	--	--	--	--	-53.4%	--	-68.0%	-57.6%	-66.4%

LA PALMA


	United Kingdom	Germany	Belgium	France	Netherlands	Ireland	Italy	Switzerland	Denmark	Finland	Norway	Sweden	Nordics	Others	International	Mainland	TOTAL
2019	24,781	90,882	6,364	8,928	20,143	433	1,809	n.d.	n.d.	n.d.	n.d.	n.d.	13,194	n.d.	188,398	48,861	237,259
2020	7,837	26,208	1,750	2,154	5,683	17	684	n.d.	n.d.	n.d.	n.d.	n.d.	6,209	n.d.	54,973	22,907	77,880
Change	-16,944	-64,674	-4,614	-6,774	-14,460	-416	-1,125	--	--	--	--	--	-6,985	--	-133,425	-25,954	-159,379
Change, %	-68.4%	-71.2%	-72.5%	-75.9%	-71.8%	-96.1%	-62.2%	--	--	--	--	--	-52.9%	--	-70.8%	-53.1%	-67.2%

Source: Frontur (ISTAC). Tourist arrivals by air.

Note: on the result of the estimated Canary Islands total arrivals, tourists from La Gomera and El Hierro are included. Only main tourists are taken into account in each island.

International tourist arrivals in Spain (INE)

November 2019



BY COUNTRY OF RESIDENCE

Monthly

	UK	Germany	Belgium	France	Netherlands	Ireland	Italy	Switzerland	Denmark	Finland	Norway	Sweden	Nordics	Russia	Portugal	Austria	Others	INTL.
Nov-19	872,392	569,008	139,559	574,259	182,139	94,334	294,195	91,331	79,660	75,735	112,295	156,961	424,651	53,368	123,350	38,066	1,136,302	4,655,021
Nov-20	88,150	76,322	28,370	66,533	18,853	8,681	21,538	13,810	2,468	1,648	1,644	12,760	18,520	2,330	30,345	6,760	69,699	456,956
Change	-784,242	-492,686	-111,189	-507,726	-163,286	-85,653	-272,657	-77,521	-77,192	-74,087	-110,651	-144,201	-406,131	-51,038	-93,005	-31,306	-1,066,603	-4,198,065
Change, %	-89.9%	-86.6%	-79.7%	-88.4%	-89.6%	-90.8%	-92.7%	-84.9%	-96.9%	-97.8%	-98.5%	-91.9%	-95.6%	-95.6%	-75.4%	-82.2%	-93.9%	-90.2%

Year-to-date

	UK	Germany	Belgium	France	Netherlands	Ireland	Italy	Switzerland	Denmark	Finland	Norway	Sweden	Nordics	Russia	Portugal	Austria	Others	INTL.
Jan-Nov19	17,226,438	10,662,960	2,396,023	10,594,844	3,520,330	2,093,959	4,229,293	1,722,899	1,136,035	693,315	1,391,196	1,945,427	5,165,973	1,261,376	2,292,495	1,157,648	16,412,550	79,204,410
Jan-Nov20	3,064,162	2,327,653	709,057	3,713,355	901,397	316,785	923,455	381,591	272,994	176,175	259,016	443,718	1,151,903	134,480	723,058	169,551	3,366,930	18,309,186
Change	-14,162,276	-8,335,307	-1,686,966	-6,881,489	-2,618,933	-1,777,174	-3,305,838	-1,341,308	-863,041	-517,140	-1,132,180	-1,501,709	-4,014,070	-1,126,896	-1,569,437	-988,097	-13,045,620	-60,895,224
Change, %	-82.2%	-78.2%	-70.4%	-65.0%	-74.4%	-84.9%	-78.2%	-77.9%	-76.0%	-74.6%	-81.4%	-77.2%	-77.7%	-89.3%	-68.5%	-85.4%	-79.5%	-76.9%

BY AUTONOMOUS COMMUNITY

Monthly


	Canary Islands	Andalusia	Aragon	Asturias	Balearic Islands	Cantabria	C. y Leon	C. La Mancha	Catalonia	Valencian Region	Extremadura	Galicia	Madrid	Murcia	Navarre	Basque Country	La Rioja	SPAIN
Nov-19	1,173,313	614,169	37,253	20,111	182,713	15,461	67,470	13,442	1,047,153	541,121	0	78,657	665,927	48,883	0	72,141	0	4,655,021
Nov-20	160,662	49,227	4,517	0	20,102	1,743	11,734	4,363	58,794	53,946	0	24,116	32,799	6,655	0	16,638	0	456,956
Change	-1,012,651	-564,942	-32,736	-20,111	-162,611	-13,718	-55,736	-9,079	-988,359	-487,175	0	-54,541	-633,128	-42,228	0	-55,503	0	-4,198,065
Change, %	-86.3%	-92.0%	-87.9%	-100.0%	-89.0%	-88.7%	-82.6%	-67.5%	-94.4%	-90.0%	--	-69.3%	-95.1%	-86.4%	--	-76.9%	--	-90.2%

Year-to-date

	Canary Islands	Andalusia	Aragon	Asturias	Balearic Islands	Cantabria	C. y Leon	C. La Mancha	Catalonia	Valencian Region	Extremadura	Galicia	Madrid	Murcia	Navarre	Basque Country	La Rioja	SPAIN
Jan-Nov19	11,946,094	11,465,292	507,500	262,089	13,554,934	381,805	1,219,438	240,837	18,381,984	9,080,975	164,356	1,543,129	7,112,193	999,881	253,659	1,518,201	28,148	79,204,410
Jan-Nov20	3,580,391	2,643,989	164,017	51,040	1,699,597	88,218	406,885	54,898	3,778,642	2,477,128	25,934	515,180	1,659,347	273,110	0	508,813	0	18,309,186
Change	-8,365,703	-8,821,303	-343,483	-211,049	-11,855,337	-293,587	-812,553	-185,939	-14,603,342	-6,603,847	-138,422	-1,027,949	-5,452,846	-726,771	-253,659	-1,009,388	-28,148	-60,895,224
Change, %	-70.0%	-76.9%	-67.7%	-80.5%	-87.5%	-76.9%	-66.6%	-77.2%	-79.4%	-72.7%	-84.2%	-66.6%	-76.7%	-72.7%	-100.0%	-66.5%	-100.0%	-76.9%

Tourist arrivals in the Canary Islands (ISTAC)

November 2020



Number of tourists by holiday package booking and country of residence

November 2020

	Book	Do not book	TOTAL	% Book	% Do not book
International	61,304	99,994	161,298	38.0%	62.0%
- Germany	30,765	28,397	59,162	52.0%	48.0%
- Netherlands	2,012	2,847	4,859	41.4%	58.6%
- Ireland	378	3,785	4,163	9.1%	90.9%
- Nordics	4,178	2,307	6,485	64.4%	35.6%
- United Kingdom	14,563	30,011	44,574	32.7%	67.3%
- Switzerland	370	2,386	2,756	13.4%	86.6%
- Others	9,037	30,261	39,298	23.0%	77.0%
Spanish Mainland	3,064	35,314	38,378	8.0%	92.0%
TOTAL	64,369	135,308	199,676	32.2%	67.8%

January - November 2020

	Book	Do not book	TOTAL	% Book	% Do not book
International	1,994,518	1,615,998	3,610,516	55.2%	44.8%
- Germany	554,713	277,617	832,330	66.6%	33.4%
- Netherlands	100,811	67,825	168,634	59.8%	40.2%
- Ireland	36,368	76,732	113,101	32.2%	67.8%
- Nordics	391,907	140,342	532,247	73.6%	26.4%
- United Kingdom	579,482	530,899	1,110,379	52.2%	47.8%
- Switzerland	28,949	34,960	63,908	45.3%	54.7%
- Others	302,293	487,623	789,916	38.3%	61.7%
Spanish Mainland	147,618	623,095	770,714	19.2%	80.8%
TOTAL	2,142,136	2,239,092	4,381,229	48.9%	51.1%

Share of tourists by accommodation type and country of residence

November 2020

	Hotels and similar	Rental	Property	Cruise	Others
International	62.2%	10.6%	8.6%	3.6%	15.0%
- Germany	61.0%	10.6%	8.8%	9.6%	10.0%
- Netherlands	68.6%	5.5%	7.0%	0.0%	19.0%
- Ireland	56.3%	14.6%	8.1%	0.0%	21.0%
- Nordics	78.4%	5.9%	6.3%	0.0%	9.4%
- United Kingdom	67.2%	11.0%	6.6%	0.2%	15.1%
- Switzerland	49.1%	27.2%	10.8%	0.0%	12.9%
- Others	56.5%	9.9%	11.0%	0.2%	22.3%
Spanish Mainland	52.9%	17.0%	1.7%	0.2%	28.3%
TOTAL	60.4%	11.8%	7.3%	3.0%	17.5%

January - November 2020


	Hotels and similar	Rental	Property	Cruise	Others
International	70.0%	11.3%	4.2%	3.9%	10.6%
- Germany	63.0%	10.4%	4.6%	14.5%	7.5%
- Netherlands	69.1%	17.0%	2.3%	1.3%	10.4%
- Ireland	67.9%	16.0%	4.0%	0.5%	11.6%
- Nordics	85.5%	7.5%	2.3%	0.0%	4.6%
- United Kingdom	71.9%	11.5%	4.2%	1.2%	11.1%
- Switzerland	73.0%	11.4%	4.2%	1.3%	10.1%
- Others	64.4%	12.4%	5.4%	0.5%	17.3%
Spanish Mainland	56.9%	15.0%	2.0%	0.2%	25.9%
TOTAL	67.7%	11.9%	3.8%	3.3%	13.3%

Source: Frontur (ISTAC). Tourist arrivals by air.

Note: on the result of the estimated Canary Islands total arrivals, tourists from La Gomera and El Hierro are included.

Tourist arrivals in the Canary Islands (ISTAC)

November 2020



Number of tourists by holiday package booking and island of stay

November 2020

		Lanzarote	Fuerteventura	Gran Canaria	Tenerife	La Palma	CANARY ISLANDS
Book	Total	9,526	16,519	22,427	26,605	3,212	64,369
	- International	8,834	16,116	21,737	25,344	3,113	61,304
	- Spanish Mainland	692	403	689	1,261	99	3,064
Do not book	Total	19,984	15,253	39,400	59,728	3,639	135,308
	- International	15,174	12,528	25,732	45,671	2,145	99,994
	- Spanish Mainland	4,810	2,724	13,668	14,056	1,494	35,314
TOTAL	All markets	29,510	31,772	61,827	86,332	6,851	199,676
	- International	24,008	28,645	47,470	71,015	5,258	161,298
	- Spanish Mainland	5,502	3,127	14,357	15,317	1,593	38,378
% book package	Total	32.3%	52.0%	36.3%	30.8%	46.9%	32.2%
	- International	36.8%	56.3%	45.8%	35.7%	59.2%	38.0%
	- Spanish Mainland	12.6%	12.9%	4.8%	8.2%	6.2%	8.0%

January - November 2020

		Lanzarote	Fuerteventura	Gran Canaria	Tenerife	La Palma	CANARY ISLANDS
Book	Total	385,672	375,262	678,894	794,861	52,484	2,142,136
	- International	349,058	356,059	649,938	731,485	49,155	1,994,518
	- Spanish Mainland	36,612	19,205	28,955	63,378	3,327	147,618
Do not book	Total	370,836	237,535	577,554	1,027,771	61,487	2,239,092
	- International	281,180	174,348	378,746	755,047	36,942	1,615,998
	- Spanish Mainland	89,656	63,187	198,808	272,722	24,546	623,095
TOTAL	All markets	756,507	612,797	1,256,449	1,822,629	113,970	4,381,229
	- International	630,239	530,404	1,028,684	1,486,530	86,099	3,610,516
	- Spanish Mainland	126,270	82,392	227,764	336,100	27,871	770,714
% book package	Total	51.0%	61.2%	54.0%	43.6%	46.1%	48.9%
	- International	55.4%	67.1%	63.2%	49.2%	57.1%	55.2%
	- Spanish Mainland	29.0%	23.3%	12.7%	18.9%	11.9%	19.2%

Share of tourists by accommodation type and island of stay

November 2020

		Lanzarote	Fuerteventura	Gran Canaria	Tenerife	La Palma	CANARY ISLANDS
International	Hotels	48.3%	65.3%	63.9%	56.6%	12.2%	62.2%
	Rental	20.9%	12.7%	6.0%	6.7%	20.8%	10.6%
	Property	5.6%	7.3%	5.5%	9.9%	9.3%	8.6%
	Cruise	14.2%	8.0%	12.1%	7.2%	50.5%	3.6%
	Others	11.0%	6.7%	12.6%	19.5%	7.3%	15.0%
Spanish Mainland	Hotels	48.8%	47.9%	56.9%	54.3%	38.4%	52.9%
	Rental	19.2%	25.6%	9.4%	19.0%	45.1%	17.0%
	Property	0.8%	1.2%	0.9%	2.6%	3.3%	1.7%
	Cruise	0.4%	0.6%	0.4%	0.2%	0.0%	0.2%
	Others	30.9%	24.6%	32.4%	24.0%	13.2%	28.3%
TOTAL	Hotels	48.4%	63.6%	62.3%	56.2%	18.2%	60.4%
	Rental	20.6%	13.9%	6.8%	8.9%	26.5%	11.8%
	Property	4.7%	6.7%	4.4%	8.6%	7.9%	7.3%
	Cruise	11.6%	7.3%	9.3%	5.9%	38.7%	3.0%
	Others	14.7%	8.5%	17.2%	20.3%	8.6%	17.5%

January - November 2020

		Lanzarote	Fuerteventura	Gran Canaria	Tenerife	La Palma	CANARY ISLANDS
International	Hotels	70.2%	76.8%	70.6%	63.1%	32.6%	70.0%
	Rental	14.3%	9.5%	7.8%	10.7%	25.0%	11.3%
	Property	2.9%	3.3%	2.7%	5.6%	3.0%	4.2%
	Cruise	5.3%	5.7%	9.6%	6.4%	30.2%	3.9%
	Others	7.4%	4.8%	9.3%	14.2%	9.1%	10.6%
Spanish Mainland	Hotels	61.8%	58.9%	57.6%	55.9%	43.2%	56.9%
	Rental	14.1%	19.7%	7.7%	17.5%	31.3%	15.0%
	Property	1.7%	2.5%	1.9%	1.9%	4.3%	2.0%
	Cruise	0.2%	0.1%	0.4%	0.1%	0.1%	0.2%
	Others	22.2%	18.8%	32.5%	24.6%	21.0%	25.9%
TOTAL	Hotels	68.8%	74.4%	68.3%	61.8%	35.2%	67.7%
	Rental	14.3%	10.8%	7.7%	11.9%	26.6%	11.9%
	Property	2.7%	3.2%	2.6%	4.9%	3.4%	3.8%
	Cruise	4.4%	4.9%	7.9%	5.3%	22.9%	3.3%
	Others	9.9%	6.7%	13.5%	16.1%	12.0%	13.3%

Source: Frontur (ISTAC). Tourist arrivals by air.

Note: in the islands are included tourists who have chosen the island as the main destination of their trip or as a secondary destination.