


Tourist arrivals in the Canary Islands (ISTAC)

October 2017



CANARY ISLANDS

	United Kingdom	Germany	Belgium	France	Netherlands	Ireland	Italy	Switzerland	Denmark	Finland	Norway	Sweden	Nordics	Others	International	Mainland	TOTAL
2016	473,909	291,940	32,876	43,093	62,566	44,783	38,973	45,920	30,961	25,114	45,719	57,270	159,064	74,572	1,267,696	122,630	1,390,326
2017	471,476	306,781	31,417	47,184	66,337	52,181	42,067	48,069	39,624	26,120	46,321	53,441	165,506	91,037	1,322,055	120,889	1,442,943
Change	-2,433	14,841	-1,459	4,091	3,771	7,398	3,094	2,149	8,663	1,006	602	-3,829	6,442	16,465	54,359	-1,741	52,617
Change, %	-0.5%	5.1%	-4.4%	9.5%	6.0%	16.5%	7.9%	4.7%	28.0%	4.0%	1.3%	-6.7%	4.0%	22.1%	4.3%	-1.4%	3.8%

LANZAROTE

	United Kingdom	Germany	Belgium	France	Netherlands	Ireland	Italy	Switzerland	Denmark	Finland	Norway	Sweden	Nordics	Others	International	Mainland	TOTAL
2016	133,169	26,969	4,028	11,564	9,713	23,676	4,560	n.d.	n.d.	n.d.	n.d.	n.d.	11,198	n.d.	236,634	20,652	257,286
2017	130,292	38,591	3,807	10,367	11,585	26,464	6,061	n.d.	n.d.	n.d.	n.d.	n.d.	10,362	n.d.	251,764	18,700	270,464
Change	-2,877	11,622	-221	-1,197	1,872	2,788	1,501	--	--	--	--	--	-836	--	15,130	-1,952	13,178
Change, %	-2.2%	43.1%	-5.5%	-10.4%	19.3%	11.8%	32.9%	--	--	--	--	--	-7.5%	--	6.4%	-9.5%	5.1%

FUERTEVENTURA

	United Kingdom	Germany	Belgium	France	Netherlands	Ireland	Italy	Switzerland	Denmark	Finland	Norway	Sweden	Nordics	Others	International	Mainland	TOTAL
2016	51,302	91,341	1,581	9,494	6,026	3,741	12,270	n.d.	n.d.	n.d.	n.d.	n.d.	10,305	n.d.	204,435	9,717	214,152
2017	49,576	90,704	968	11,173	9,150	3,908	10,514	n.d.	n.d.	n.d.	n.d.	n.d.	9,533	n.d.	205,508	9,183	214,691
Change	-1,726	-637	-613	1,679	3,124	167	-1,756	--	--	--	--	--	-772	--	1,073	-534	539
Change, %	-3.4%	-0.7%	-38.8%	17.7%	51.8%	4.5%	-14.3%	--	--	--	--	--	-7.5%	--	0.5%	-5.5%	0.3%

GRAN CANARIA

	United Kingdom	Germany	Belgium	France	Netherlands	Ireland	Italy	Switzerland	Denmark	Finland	Norway	Sweden	Nordics	Others	International	Mainland	TOTAL
2016	74,398	101,204	9,345	7,313	26,382	7,015	7,882	n.d.	n.d.	n.d.	n.d.	n.d.	96,423	n.d.	365,429	37,361	402,790
2017	79,261	95,206	7,991	8,055	23,628	8,217	7,385	n.d.	n.d.	n.d.	n.d.	n.d.	102,413	n.d.	374,385	37,860	412,245
Change	4,863	-5,998	-1,354	742	-2,754	1,202	-497	--	--	--	--	--	5,990	--	8,956	499	9,455
Change, %	6.5%	-5.9%	-14.5%	10.1%	-10.4%	17.1%	-6.3%	--	--	--	--	--	6.2%	--	2.5%	1.3%	2.3%

TENERIFE

	United Kingdom	Germany	Belgium	France	Netherlands	Ireland	Italy	Switzerland	Denmark	Finland	Norway	Sweden	Nordics	Others	International	Mainland	TOTAL
2016	209,288	59,788	16,851	13,772	18,034	10,332	14,240	n.d.	n.d.	n.d.	n.d.	n.d.	40,355	n.d.	433,852	52,295	486,146
2017	206,812	68,612	18,024	15,944	19,769	13,296	18,108	n.d.	n.d.	n.d.	n.d.	n.d.	40,788	n.d.	461,359	52,004	513,363
Change	-2,476	8,824	1,173	2,172	1,735	2,964	3,868	--	--	--	--	--	433	--	27,507	-291	27,217
Change, %	-1.2%	14.8%	7.0%	15.8%	9.6%	28.7%	27.2%	--	--	--	--	--	1.1%	--	6.3%	-0.6%	5.6%

LA PALMA


	United Kingdom	Germany	Belgium	France	Netherlands	Ireland	Italy	Switzerland	Denmark	Finland	Norway	Sweden	Nordics	Others	International	Mainland	TOTAL
2016	3,240	8,043	884	833	2,114	0	21	n.d.	n.d.	n.d.	n.d.	n.d.	500	2,623	18,258	2,183	20,441
2017	3,042	8,207	562	1,224	2,134	0	0	n.d.	n.d.	n.d.	n.d.	n.d.	1,955	1,564	18,688	2,752	21,440
Change	-198	164	-322	391	20	0	-21	--	--	--	--	--	1,455	--	430	569	999
Change, %	-6.1%	2.0%	-36.4%	46.9%	0.9%	--	-100.0%	--	--	--	--	--	291.0%	--	2.4%	26.1%	4.9%

Source: Frontur (ISTAC). Tourist arrivals by air.

Note: on the result of the estimated Canary Islands total arrivals, tourists from La Gomera and El Hierro are included.

Tourist arrivals in the Canary Islands (ISTAC)

January - October 2017



CANARY ISLANDS																	
	United Kingdom	Germany	Belgium	France	Netherlands	Ireland	Italy	Switzerland	Denmark	Finland	Norway	Sweden	Nordics	Others	International	Mainland	TOTAL
2016	4,110,483	2,460,744	328,050	515,426	529,702	412,785	392,060	242,795	249,634	164,496	308,554	410,222	1,132,906	793,919	10,918,876	1,434,244	12,353,119
2017	4,490,416	2,547,738	343,098	514,215	543,494	460,255	457,109	269,219	265,856	182,008	339,134	448,078	1,235,076	929,464	11,790,091	1,452,150	13,242,238
Change	379,933	86,994	15,048	-1,211	13,792	47,470	65,049	26,424	16,222	17,512	30,580	37,856	102,170	135,545	871,215	17,906	889,119
Change, %	9.2%	3.5%	4.6%	-0.2%	2.6%	11.5%	16.6%	10.9%	6.5%	10.6%	9.9%	9.2%	9.0%	17.1%	8.0%	1.2%	7.2%

LANZAROTE																	
	United Kingdom	Germany	Belgium	France	Netherlands	Ireland	Italy	Switzerland	Denmark	Finland	Norway	Sweden	Nordics	Others	International	Mainland	TOTAL
2016	1,099,183	257,998	34,698	138,472	84,140	209,183	42,289	n.d.	n.d.	n.d.	n.d.	n.d.	78,994	n.d.	2,045,120	234,788	2,279,905
2017	1,208,794	283,150	40,857	125,840	87,361	232,884	63,905	n.d.	n.d.	n.d.	n.d.	n.d.	82,134	n.d.	2,257,319	208,218	2,465,535
Change	109,611	25,152	6,159	-12,632	3,221	23,701	21,616	--	--	--	--	--	3,140	--	212,199	-26,570	185,630
Change, %	10.0%	9.7%	17.8%	-9.1%	3.8%	11.3%	51.1%	--	--	--	--	--	4.0%	--	10.4%	-11.3%	8.1%

FUERTEVENTURA																	
	United Kingdom	Germany	Belgium	France	Netherlands	Ireland	Italy	Switzerland	Denmark	Finland	Norway	Sweden	Nordics	Others	International	Mainland	TOTAL
2016	432,259	732,526	14,395	123,879	53,868	30,929	105,539	n.d.	n.d.	n.d.	n.d.	n.d.	77,906	n.d.	1,712,542	118,823	1,831,365
2017	456,437	733,811	12,854	107,284	71,300	34,506	108,082	n.d.	n.d.	n.d.	n.d.	n.d.	77,161	n.d.	1,758,696	115,449	1,874,146
Change	24,178	1,285	-1,541	-16,595	17,432	3,577	2,543	--	--	--	--	--	-745	--	46,154	-3,374	42,781
Change, %	5.6%	0.2%	-10.7%	-13.4%	32.4%	11.6%	2.4%	--	--	--	--	--	-1.0%	--	2.7%	-2.8%	2.3%

GRAN CANARIA																	
	United Kingdom	Germany	Belgium	France	Netherlands	Ireland	Italy	Switzerland	Denmark	Finland	Norway	Sweden	Nordics	Others	International	Mainland	TOTAL
2016	647,700	762,758	93,380	85,247	209,057	60,293	72,522	n.d.	n.d.	n.d.	n.d.	n.d.	660,254	n.d.	2,882,423	463,756	3,346,178
2017	760,796	802,500	95,634	96,629	201,994	67,882	91,391	n.d.	n.d.	n.d.	n.d.	n.d.	721,577	n.d.	3,187,072	463,542	3,650,613
Change	113,096	39,742	2,254	11,382	-7,063	7,589	18,869	--	--	--	--	--	61,323	--	304,649	-214	304,435
Change, %	17.5%	5.2%	2.4%	13.4%	-3.4%	12.6%	26.0%	--	--	--	--	--	9.3%	--	10.6%	0.0%	9.1%

TENERIFE																	
	United Kingdom	Germany	Belgium	France	Netherlands	Ireland	Italy	Switzerland	Denmark	Finland	Norway	Sweden	Nordics	Others	International	Mainland	TOTAL
2016	1,880,835	593,816	175,422	155,998	159,205	110,604	170,206	n.d.	n.d.	n.d.	n.d.	n.d.	307,859	n.d.	4,037,506	568,809	4,606,313
2017	2,011,544	611,749	184,169	169,450	158,216	123,097	192,422	n.d.	n.d.	n.d.	n.d.	n.d.	332,883	n.d.	4,323,213	624,348	4,947,561
Change	130,709	17,933	8,747	13,452	-989	12,493	22,216	--	--	--	--	--	25,024	--	285,707	55,539	341,248
Change, %	6.9%	3.0%	5.0%	8.6%	-0.6%	11.3%	13.1%	--	--	--	--	--	8.1%	--	7.1%	9.8%	7.4%


LA PALMA																	
	United Kingdom	Germany	Belgium	France	Netherlands	Ireland	Italy	Switzerland	Denmark	Finland	Norway	Sweden	Nordics	Others	International	Mainland	TOTAL
2016	21,485	72,492	6,019	8,974	19,944	591	1,115	n.d.	n.d.	n.d.	n.d.	n.d.	3,711	13,827	148,155	41,249	189,406
2017	32,256	78,585	6,477	15,290	21,823	621	1,623	n.d.	n.d.	n.d.	n.d.	n.d.	16,742	20,164	193,580	42,537	236,117
Change	10,771	6,093	458	6,316	1,879	30	508	--	--	--	--	--	13,031	--	45,425	1,288	46,711
Change, %	50.1%	8.4%	7.6%	70.4%	9.4%	5.1%	45.6%	--	--	--	--	--	351.1%	--	30.7%	3.1%	24.7%

Source: Frontur (ISTAC). Tourist arrivals by air.

Note: on the result of the estimated Canary Islands total arrivals, tourists from La Gomera and El Hierro are included.

International tourist arrivals in Spain (INE)

Octubre 2017



BY COUNTRY OF RESIDENCE

Monthly

	UK	Germany	Belgium	France	Netherlands	Ireland	Italy	Switzerland	Denmark	Finland	Norway	Sweden	Nordics	Russia	Portugal	Austria	Others	INTERNATIONAL
Oct-16	1,654,697	1,280,465	170,744	933,819	304,075	187,289	292,811	211,558	146,183	61,889	175,547	154,833	538,452	78,009	174,223	121,764	1,187,077	7,137,723
Oct-17	1,662,610	1,220,053	197,066	838,200	358,207	180,041	303,046	247,747	180,872	45,232	185,581	174,818	586,503	80,739	151,873	86,227	1,348,377	7,265,492
Change	7,913	-60,412	26,322	-95,619	54,132	-7,248	10,235	36,189	34,689	-16,657	10,034	19,985	48,051	2,730	-22,350	-35,537	161,300	127,769
Change, %	0.5%	-4.7%	15.4%	-10.2%	17.8%	-3.9%	3.5%	17.1%	23.7%	-26.9%	5.7%	12.9%	8.9%	3.5%	-12.8%	-29.2%	13.6%	1.8%

Year-to-date

	UK	Germany	Belgium	France	Netherlands	Ireland	Italy	Switzerland	Denmark	Finland	Norway	Sweden	Nordics	Russia	Portugal	Austria	Others	INTERNATIONAL
Jan-Oct16	15,927,741	10,207,080	#####	#####	3,068,814	1,640,447	3,472,033	1,512,852	1,005,366	604,103	1,098,833	1,654,338	4,362,640	918,096	1,755,188	887,840	#####	67,226,301
Jan-Oct17	17,052,671	10,812,927	#####	#####	3,372,055	1,868,996	3,707,117	1,862,478	1,283,450	457,780	1,353,600	1,928,843	5,023,673	1,042,716	1,851,859	872,770	#####	73,403,289
Change	1,124,930	605,847	147,626	43,692	303,241	228,549	235,084	349,626	278,084	-146,323	254,767	274,505	661,033	124,620	96,671	-15,070	#####	6,176,988
Change, %	7.1%	5.9%	7.1%	0.4%	9.9%	13.9%	6.8%	23.1%	27.7%	-24.2%	23.2%	16.6%	15.2%	13.6%	5.5%	-1.7%	20.3%	9.2%

BY AUTONOMOUS COMMUNITY

Monthly


	Canary Islands	Andalusia	Aragon	Asturias	Balearic Islands	Cantabria	C. y Leon	C. La Mancha	Catalonia	Valencian Region	Extremadura	Galicia	Madrid	Murcia	Navarre	Basque Country	La Rioja	SPAIN
Oct-16	1,270,466	1,094,199	77,538	12,441	1,242,445	26,074	98,522	22,039	1,562,897	761,381	24,508	92,218	584,304	91,398	29,609	129,010	17,463	7,137,723
Oct-17	1,309,652	1,122,329	32,185	16,316	1,256,152	35,311	116,050	14,112	1,489,870	811,296	32,053	109,048	626,165	91,859	27,589	165,092	10,124	7,265,492
Change	39,186	28,130	-45,353	3,875	13,707	9,237	17,528	-7,927	-73,027	49,915	7,545	16,830	41,861	461	-2,020	36,082	-7,339	127,769
Change, %	3.1%	2.6%	-58.5%	31.1%	1.1%	35.4%	17.8%	-36.0%	-4.7%	6.6%	30.8%	18.3%	7.2%	0.5%	-6.8%	28.0%	-42.0%	1.8%

Year-to-date

	Canary Islands	Andalusia	Aragon	Asturias	Balearic Islands	Cantabria	C. y Leon	C. La Mancha	Catalonia	Valencian Region	Extremadura	Galicia	Madrid	Murcia	Navarre	Basque Country	La Rioja	SPAIN
Jan-Oct16	10,847,132	9,545,762	564,765	251,220	12,743,545	350,432	1,061,617	204,940	16,172,737	6,987,209	218,607	919,427	4,896,414	819,384	268,037	1,231,253	133,382	67,226,301
Jan-Oct17	11,717,480	10,451,448	486,674	265,022	13,514,228	388,847	1,317,567	199,833	17,236,581	8,066,221	325,881	1,129,950	5,684,459	861,100	305,884	1,342,926	101,017	73,403,289
Change	870,348	905,686	-78,091	13,802	770,683	38,415	255,950	-5,107	1,063,844	1,079,012	107,274	210,523	788,045	41,716	37,847	111,673	-32,365	6,176,988
Change, %	8.0%	9.5%	-13.8%	5.5%	6.0%	11.0%	24.1%	-2.5%	6.6%	15.4%	49.1%	22.9%	16.1%	5.1%	14.1%	9.1%	-24.3%	9.2%

Tourist arrivals in the Canary Islands (ISTAC)

October 2017



Number of tourists by holiday package booking

October 2017					
	Book	Do not book	TOTAL	% Book	% Do not book
International	872,062	449,993	1,322,055	66.0%	34.0%
- Germany	239,004	67,777	306,781	77.9%	22.1%
- Netherlands	48,870	17,467	66,337	73.7%	26.3%
- Ireland	20,807	31,374	52,181	39.9%	60.1%
- Nordics	123,328	42,178	165,506	74.5%	25.5%
- United Kingdom	293,856	177,620	471,476	62.3%	37.7%
- Switzerland	24,618	23,451	48,069	51.2%	48.8%
- Others	121,579	90,126	211,705	57.4%	42.6%
Spanish Mainland	43,791	77,098	120,889	36.2%	63.8%
TOTAL	915,853	527,090	1,442,943	63.5%	36.5%

January - October 2017					
	Book	Do not book	TOTAL	% Book	% Do not book
International	7,231,874	4,073,554	11,790,084	61.3%	34.6%
- Germany	1,875,136	577,691	2,547,738	73.6%	22.7%
- Netherlands	396,939	121,474	543,494	73.0%	22.4%
- Ireland	160,377	274,056	460,255	34.8%	59.5%
- Nordics	881,092	339,036	1,235,075	71.3%	27.5%
- United Kingdom	2,619,275	1,673,830	4,490,416	58.3%	37.3%
- Switzerland	141,595	110,111	269,219	52.6%	40.9%
- Others	1,157,461	977,357	2,243,885	51.6%	43.6%
Spanish Mainland	518,737	872,078	1,452,155	35.7%	60.1%
TOTAL	7,750,612	4,945,630	13,242,238	58.5%	37.3%

Share of tourists by accommodation type

October 2017					
	Hotels	Rental	Property	Cruise	Others
International	81.9%	8.3%	2.0%	1.7%	6.1%
- Germany	82.6%	7.5%	1.5%	5.1%	3.3%
- Netherlands	88.4%	7.0%	0.3%	0.0%	4.3%
- Ireland	72.3%	17.3%	2.4%	0.1%	7.8%
- Nordics	86.7%	5.6%	1.0%	0.0%	6.6%
- United Kingdom	81.2%	8.7%	2.5%	1.0%	6.5%
- Switzerland	78.8%	12.1%	2.7%	1.6%	4.8%
- Others	79.9%	7.9%	2.8%	0.4%	9.0%
Spanish Mainland	74.4%	7.3%	2.4%	0.2%	15.7%
TOTAL	81.3%	8.2%	2.1%	1.5%	6.9%


January - October 2017					
	Hotels	Rental	Property	Cruise	Others
International	80.8%	9.0%	2.3%	1.5%	6.5%
- Germany	80.7%	8.2%	2.3%	5.1%	3.6%
- Netherlands	85.0%	10.2%	0.8%	0.5%	3.4%
- Ireland	77.4%	14.5%	2.2%	0.1%	5.7%
- Nordics	82.9%	9.2%	2.4%	0.2%	5.3%
- United Kingdom	81.4%	8.4%	2.3%	0.6%	7.3%
- Switzerland	81.4%	10.2%	2.5%	0.7%	5.2%
- Others	77.9%	9.6%	2.5%	0.3%	9.7%
Spanish Mainland	70.0%	10.6%	1.9%	0.4%	17.1%
TOTAL	79.6%	9.2%	2.2%	1.3%	7.6%

Source: Frontur (ISTAC). Tourist arrivals by air.

Note: on the result of the estimated Canary Islands total arrivals, tourists from La Gomera and El Hierro are included.

Tourist arrivals in the Canary Islands (ISTAC)

October 2017



Number of tourists by holiday package booking and island of stay

October 2017							
	Lanzarote	Fuerteventura	Gran Canaria	Tenerife	La Palma	CANARY ISLANDS	
Book	Total	177,507	163,527	277,198	317,672	18,741	915,853
	- International	170,536	159,776	263,612	297,457	17,746	872,062
	- Spanish Mainland	6,971	3,751	13,586	20,216	996	43,791
Do not book	Total	108,191	56,165	144,861	218,102	13,993	527,090
	- International	95,518	49,528	118,728	183,328	10,640	449,993
	- Spanish Mainland	12,673	6,637	26,132	34,775	3,353	77,098
TOTAL	All markets	285,698	219,692	422,058	535,775	32,735	1,442,943
	- International	266,054	209,303	382,340	480,784	28,386	1,322,055
	- Spanish Mainland	19,644	10,388	39,718	54,991	4,349	120,889
% book package	Total	62.1%	74.4%	65.7%	59.3%	57.3%	63.5%
	- International	64.1%	76.3%	68.9%	61.9%	62.5%	66.0%
	- Spanish Mainland	35.5%	36.1%	34.2%	36.8%	22.9%	36.2%

January - October 2017							
	Lanzarote	Fuerteventura	Gran Canaria	Tenerife	La Palma	CANARY ISLANDS	
Book	Total	1,558,913	1,477,388	2,269,555	2,728,913	165,904	7,750,612
	- International	1,476,342	1,431,166	2,126,449	2,467,519	152,180	7,231,874
	- Spanish Mainland	82,573	46,223	143,105	261,395	13,726	518,737
Do not book	Total	952,551	460,260	1,327,793	2,191,588	133,715	4,945,630
	- International	821,676	381,760	1,007,020	1,833,944	98,697	4,073,554
	- Spanish Mainland	130,874	78,498	320,774	357,646	35,017	872,078
TOTAL	All markets	2,619,000	2,010,728	3,735,410	5,142,903	314,452	13,242,238
	- International	2,396,494	1,880,035	3,252,378	4,496,677	262,576	11,790,084
	- Spanish Mainland	222,508	130,690	483,034	646,225	51,877	1,452,155
% book package	Total	59.5%	73.5%	60.8%	53.1%	52.8%	58.5%
	- International	61.6%	76.1%	65.4%	54.9%	58.0%	61.3%
	- Spanish Mainland	37.1%	35.4%	29.6%	40.4%	26.5%	35.7%

Share of tourists by accommodation type and island of stay

October 2017							
	Lanzarote	Fuerteventura	Gran Canaria	Tenerife	La Palma	CANARY ISLANDS	
International	Hotels	74.3%	87.2%	80.0%	81.6%	49.6%	81.9%
	Rental	16.2%	7.1%	6.7%	4.6%	16.6%	8.3%
	Property	1.3%	1.9%	1.2%	3.0%	4.7%	2.0%
	Cruise	4.6%	0.6%	5.3%	2.8%	25.6%	1.7%
	Others	3.7%	3.2%	6.9%	8.0%	3.5%	6.1%
Spanish Mainland	Hotels	72.2%	75.4%	76.3%	75.0%	60.7%	74.4%
	Rental	11.1%	13.0%	4.0%	7.1%	21.9%	7.3%
	Property	2.0%	1.4%	1.7%	3.0%	2.8%	2.4%
	Cruise	0.0%	0.0%	0.1%	0.3%	0.0%	0.2%
	Others	14.6%	10.3%	17.9%	14.5%	14.7%	15.7%
TOTAL	Hotels	74.1%	86.7%	79.6%	80.9%	51.1%	81.3%
	Rental	15.8%	7.4%	6.5%	4.8%	17.3%	8.2%
	Property	1.3%	1.9%	1.2%	3.0%	4.4%	2.1%
	Cruise	4.3%	0.5%	4.8%	2.6%	22.2%	1.5%
	Others	4.4%	3.5%	7.9%	8.7%	5.0%	6.9%

January - October 2017							
	Lanzarote	Fuerteventura	Gran Canaria	Tenerife	La Palma	CANARY ISLANDS	
International	Hotels	77.7%	83.5%	76.4%	78.9%	54.2%	80.8%
	Rental	12.5%	7.0%	10.4%	5.7%	18.1%	9.0%
	Property	1.2%	1.5%	1.7%	3.3%	4.0%	2.3%
	Cruise	4.5%	5.1%	5.0%	3.0%	18.9%	1.5%
	Others	4.0%	2.8%	6.5%	9.1%	4.8%	6.5%
Spanish Mainland	Hotels	78.2%	68.8%	64.5%	71.4%	60.3%	70.0%
	Rental	5.9%	13.6%	12.8%	9.2%	19.6%	10.6%
	Property	1.5%	2.6%	1.7%	1.9%	2.5%	1.9%
	Cruise	0.8%	1.3%	0.4%	0.8%	3.5%	0.4%
	Others	13.5%	13.8%	20.6%	16.7%	14.1%	17.1%
TOTAL	Hotels	77.7%	82.6%	74.9%	77.9%	55.2%	79.6%
	Rental	12.0%	7.5%	10.7%	6.2%	18.3%	9.2%
	Property	1.3%	1.6%	1.7%	3.1%	3.8%	2.2%
	Cruise	4.2%	4.9%	4.4%	2.7%	16.3%	1.3%
	Others	4.8%	3.5%	8.3%	10.0%	6.3%	7.6%

Source: Frontur (ISTAC). Tourist arrivals by air.

Note: in the islands are included tourists who have chosen the island as the main destination of their trip or as a secondary destination.