


Tourist arrivals in the Canary Islands (ISTAC)

October 2018



CANARY ISLANDS

	United Kingdom	Germany	Belgium	France	Netherlands	Ireland	Italy	Switzerland	Denmark	Finland	Norway	Sweden	Nordics	Others	International	Mainland	TOTAL
2017	471,476	306,781	31,417	47,184	66,337	52,181	42,067	48,069	39,624	26,120	46,321	53,441	165,506	91,037	1,322,055	120,889	1,442,943
2018	476,397	284,462	34,432	44,198	57,280	51,354	38,973	45,622	29,859	26,244	42,905	47,285	146,293	88,806	1,267,817	145,150	1,412,967
Change	4,921	-22,319	3,015	-2,986	-9,057	-827	-3,094	-2,447	-9,765	124	-3,416	-6,156	-19,213	-2,231	-54,238	24,261	-29,976
Change, %	1.0%	-7.3%	9.6%	-6.3%	-13.7%	-1.6%	-7.4%	-5.1%	-24.6%	0.5%	-7.4%	-11.5%	-11.6%	-2.5%	-4.1%	20.1%	-2.1%

LANZAROTE

	United Kingdom	Germany	Belgium	France	Netherlands	Ireland	Italy	Switzerland	Denmark	Finland	Norway	Sweden	Nordics	Others	International	Mainland	TOTAL
2017	130,292	38,591	3,807	10,367	11,585	26,465	6,061	n.d.	n.d.	n.d.	n.d.	n.d.	10,362	n.d.	251,764	18,700	270,464
2018	127,882	32,556	4,442	9,574	9,392	26,929	5,513	n.d.	n.d.	n.d.	n.d.	n.d.	9,459	n.d.	238,323	20,476	258,800
Change	-2,410	-6,035	635	-793	-2,193	464	-548	--	--	--	--	--	-903	--	-13,441	1,776	-11,664
Change, %	-1.8%	-15.6%	16.7%	-7.6%	-18.9%	1.8%	-9.0%	--	--	--	--	--	-8.7%	--	-5.3%	9.5%	-4.3%

FUERTEVENTURA

	United Kingdom	Germany	Belgium	France	Netherlands	Ireland	Italy	Switzerland	Denmark	Finland	Norway	Sweden	Nordics	Others	International	Mainland	TOTAL
2017	49,576	90,704	969	11,173	9,150	3,908	10,514	n.d.	n.d.	n.d.	n.d.	n.d.	9,533	n.d.	205,509	9,183	214,691
2018	51,500	84,026	1,309	8,692	5,566	3,182	7,108	n.d.	n.d.	n.d.	n.d.	n.d.	9,030	n.d.	190,260	12,866	203,127
Change	1,924	-6,678	340	-2,481	-3,584	-726	-3,406	--	--	--	--	--	-503	--	-15,249	3,683	-11,564
Change, %	3.9%	-7.4%	35.1%	-22.2%	-39.2%	-18.6%	-32.4%	--	--	--	--	--	-5.3%	--	-7.4%	40.1%	-5.4%

GRAN CANARIA

	United Kingdom	Germany	Belgium	France	Netherlands	Ireland	Italy	Switzerland	Denmark	Finland	Norway	Sweden	Nordics	Others	International	Mainland	TOTAL
2017	79,261	95,206	7,991	8,055	23,628	8,217	7,385	n.d.	n.d.	n.d.	n.d.	n.d.	102,413	n.d.	374,385	37,861	412,245
2018	77,578	88,881	8,678	8,190	21,815	6,924	8,375	n.d.	n.d.	n.d.	n.d.	n.d.	89,261	n.d.	348,481	43,242	391,723
Change	-1,683	-6,325	687	135	-1,813	-1,293	990	--	--	--	--	--	-13,152	--	-25,904	5,381	-20,522
Change, %	-2.1%	-6.6%	8.6%	1.7%	-7.7%	-15.7%	13.4%	--	--	--	--	--	-12.8%	--	-6.9%	14.2%	-5.0%

TENERIFE

	United Kingdom	Germany	Belgium	France	Netherlands	Ireland	Italy	Switzerland	Denmark	Finland	Norway	Sweden	Nordics	Others	International	Mainland	TOTAL
2017	206,812	68,612	18,025	15,944	19,769	13,296	18,108	n.d.	n.d.	n.d.	n.d.	n.d.	40,788	n.d.	461,359	52,004	513,363
2018	213,675	66,899	19,616	16,551	18,830	14,227	17,803	n.d.	n.d.	n.d.	n.d.	n.d.	36,634	n.d.	465,325	64,090	529,415
Change	6,863	-1,713	1,591	607	-939	931	-305	--	--	--	--	--	-4,154	--	3,966	12,086	16,052
Change, %	3.3%	-2.5%	8.8%	3.8%	-4.7%	7.0%	-1.7%	--	--	--	--	--	-10.2%	--	0.9%	23.2%	3.1%

LA PALMA


	United Kingdom	Germany	Belgium	France	Netherlands	Ireland	Italy	Switzerland	Denmark	Finland	Norway	Sweden	Nordics	Others	International	Mainland	TOTAL
2017	3,042	8,207	562	1,224	2,134	0	0	n.d.	n.d.	n.d.	n.d.	n.d.	1,955	n.d.	18,688	2,752	21,440
2018	2,638	6,926	330	760	1,678	8	167	n.d.	n.d.	n.d.	n.d.	n.d.	1,550	n.d.	15,392	4,007	19,399
Change	-404	-1,281	-232	-464	-456	8	167	--	--	--	--	--	-405	--	-3,296	1,255	-2,041
Change, %	-13.3%	-15.6%	-41.3%	-37.9%	-21.4%	--	--	--	--	--	--	--	-20.7%	--	-17.6%	45.6%	-9.5%

Source: Frontur (ISTAC). Tourist arrivals by air.

Note: on the result of the estimated Canary Islands total arrivals, tourists from La Gomera and El Hierro are included. Only main tourists are taken into account in each island.

Tourist arrivals in the Canary Islands (ISTAC)

January - October 2018



CANARY ISLANDS

	United Kingdom	Germany	Belgium	France	Netherlands	Ireland	Italy	Switzerland	Denmark	Finland	Norway	Sweden	Nordics	Others	International	Mainland	TOTAL
2017	4,490,415	2,547,165	343,173	512,919	543,539	460,541	456,372	268,103	265,766	181,981	339,221	448,071	1,235,039	931,674	11,788,944	1,450,396	13,239,337
2018	4,213,210	2,505,942	345,603	514,910	532,955	483,828	412,932	261,045	247,071	181,362	321,681	431,158	1,181,272	950,653	11,402,352	1,514,764	12,917,111
Change	-277,205	-41,223	2,430	1,991	-10,584	23,287	-43,440	-7,058	-18,695	-619	-17,540	-16,913	-53,767	18,979	-386,592	64,368	-322,226
Change, %	-6.2%	-1.6%	0.7%	0.4%	-1.9%	5.1%	-9.5%	-2.6%	-7.0%	-0.3%	-5.2%	-3.8%	-4.4%	2.0%	-3.3%	4.4%	-2.4%

LANZAROTE

	United Kingdom	Germany	Belgium	France	Netherlands	Ireland	Italy	Switzerland	Denmark	Finland	Norway	Sweden	Nordics	Others	International	Mainland	TOTAL
2017	1,208,449	279,788	40,724	125,484	87,315	233,114	63,352	n.d.	n.d.	n.d.	n.d.	n.d.	82,003	n.d.	2,250,698	206,171	2,456,867
2018	1,146,898	264,674	46,378	127,434	96,393	251,860	60,666	n.d.	n.d.	n.d.	n.d.	n.d.	77,635	n.d.	2,198,129	217,847	2,415,975
Change	-61,551	-15,114	5,654	1,950	9,078	18,746	-2,686	--	--	--	--	--	-4,368	--	-52,569	11,676	-40,892
Change, %	-5.1%	-5.4%	13.9%	1.6%	10.4%	8.0%	-4.2%	--	--	--	--	--	-5.3%	--	-2.3%	5.7%	-1.7%

FUERTEVENTURA

	United Kingdom	Germany	Belgium	France	Netherlands	Ireland	Italy	Switzerland	Denmark	Finland	Norway	Sweden	Nordics	Others	International	Mainland	TOTAL
2017	455,525	732,704	12,861	106,885	71,311	34,456	107,673	n.d.	n.d.	n.d.	n.d.	n.d.	77,118	n.d.	1,754,075	114,121	1,868,197
2018	438,888	722,524	14,187	111,659	49,525	31,381	84,828	n.d.	n.d.	n.d.	n.d.	n.d.	75,209	n.d.	1,690,669	119,117	1,809,787
Change	-16,637	-10,180	1,326	4,774	-21,786	-3,075	-22,845	--	--	--	--	--	-1,909	--	-63,406	4,996	-58,410
Change, %	-3.7%	-1.4%	10.3%	4.5%	-30.6%	-8.9%	-21.2%	--	--	--	--	--	-2.5%	--	-3.6%	4.4%	-3.1%

GRAN CANARIA

	United Kingdom	Germany	Belgium	France	Netherlands	Ireland	Italy	Switzerland	Denmark	Finland	Norway	Sweden	Nordics	Others	International	Mainland	TOTAL
2017	760,680	802,315	95,604	95,479	201,794	67,894	90,998	n.d.	n.d.	n.d.	n.d.	n.d.	721,680	n.d.	3,184,034	460,677	3,644,709
2018	719,493	767,718	97,865	92,871	203,458	71,711	85,373	n.d.	n.d.	n.d.	n.d.	n.d.	717,736	n.d.	3,111,979	482,315	3,594,296
Change	-41,187	-34,597	2,261	-2,608	1,664	3,817	-5,625	--	--	--	--	--	-3,944	--	-72,055	21,638	-50,413
Change, %	-5.4%	-4.3%	2.4%	-2.7%	0.8%	5.6%	-6.2%	--	--	--	--	--	-0.5%	--	-2.3%	4.7%	-1.4%

TENERIFE

	United Kingdom	Germany	Belgium	France	Netherlands	Ireland	Italy	Switzerland	Denmark	Finland	Norway	Sweden	Nordics	Others	International	Mainland	TOTAL
2017	2,010,267	608,140	184,049	168,095	158,038	123,145	191,797	n.d.	n.d.	n.d.	n.d.	n.d.	332,654	n.d.	4,314,170	621,088	4,935,256
2018	1,859,105	619,212	178,727	168,785	159,927	127,714	179,624	n.d.	n.d.	n.d.	n.d.	n.d.	288,746	n.d.	4,123,031	649,678	4,772,708
Change	-151,162	11,072	-5,322	690	1,889	4,569	-12,173	--	--	--	--	--	-43,908	--	-191,139	28,590	-162,548
Change, %	-7.5%	1.8%	-2.9%	0.4%	1.2%	3.7%	-6.3%	--	--	--	--	--	-13.2%	--	-4.4%	4.6%	-3.3%

LA PALMA


	United Kingdom	Germany	Belgium	France	Netherlands	Ireland	Italy	Switzerland	Denmark	Finland	Norway	Sweden	Nordics	Others	International	Mainland	TOTAL
2017	32,269	78,049	6,496	15,164	21,671	520	1,134	n.d.	n.d.	n.d.	n.d.	n.d.	16,708	n.d.	191,420	41,383	232,804
2018	28,292	82,609	5,311	12,016	21,865	337	1,720	n.d.	n.d.	n.d.	n.d.	n.d.	16,147	n.d.	188,540	39,585	228,128
Change	-3,977	4,560	-1,185	-3,148	194	-183	586	--	--	--	--	--	-561	--	-2,880	-1,798	-4,676
Change, %	-12.3%	5.8%	-18.2%	-20.8%	0.9%	-35.2%	51.7%	--	--	--	--	--	-3.4%	--	-1.5%	-4.3%	-2.0%

Source: Frontur (ISTAC). Tourist arrivals by air.

Note: on the result of the estimated Canary Islands total arrivals, tourists from La Gomera and El Hierro are included. Only main tourists are taken into account in each island.

International tourist arrivals in Spain (INE)

October 2018



BY COUNTRY OF RESIDENCE

Monthly

	UK	Germany	Belgium	France	Netherlands	Ireland	Italy	Switzerland	Denmark	Finland	Norway	Sweden	Nordics	Russia	Portugal	Austria	Others	INTERNATIONAL
Oct-17	1,658,268	1,223,097	197,532	840,631	363,241	179,191	303,950	249,547	180,340	45,118	185,062	174,410	584,930	80,793	151,995	85,997	1,345,968	7,269,931
Oct-18	1,734,689	1,224,729	195,947	912,542	375,112	197,304	325,493	200,229	148,840	87,981	150,897	168,059	555,777	91,009	184,692	80,668	1,551,001	7,635,569
Change	76,421	1,632	-1,585	71,911	11,871	18,113	21,543	-49,318	-31,500	42,863	-34,165	-6,351	-29,153	10,216	32,697	-5,329	205,033	365,638
Change, %	4.6%	0.1%	-0.8%	8.6%	3.3%	10.1%	7.1%	-19.8%	-17.5%	95.0%	-18.5%	-3.6%	-5.0%	12.6%	21.5%	-6.2%	15.2%	5.0%

Year-to-date

	UK	Germany	Belgium	France	Netherlands	Ireland	Italy	Switzerland	Denmark	Finland	Norway	Sweden	Nordics	Russia	Portugal	Austria	Others	INTERNATIONAL
Jan-Oct17	17,083,434	10,823,309	2,219,105	10,178,665	3,404,781	1,867,615	3,705,949	1,859,002	1,280,236	457,563	1,341,619	1,914,701	4,994,119	1,046,596	1,860,459	877,884	13,530,632	73,493,417
Jan-Oct18	16,704,174	10,306,191	2,246,818	10,306,207	3,528,907	1,869,866	3,793,653	1,682,128	1,248,238	694,771	1,307,094	1,744,221	4,994,324	1,108,116	2,040,570	832,390	14,402,454	73,855,979
Change	-379,260	-517,118	27,713	127,542	124,126	2,251	87,704	-176,874	-31,998	237,208	-34,525	-170,480	205	61,520	180,111	-45,494	871,822	362,562
Change, %	-2.2%	-4.8%	1.2%	1.3%	3.6%	0.1%	2.4%	-9.5%	-2.5%	51.8%	-2.6%	-8.9%	0.0%	5.9%	9.7%	-5.2%	6.4%	0.5%

BY AUTONOMOUS COMMUNITY

Monthly


	Canary Islands	Andalusia	Aragon	Asturias	Balearic Islands	Cantabria	C. y Leon	C. La Mancha	Catalonia	Valencian Region	Extremadura	Galicia	Madrid	Murcia	Navarre	Basque Country	La Rioja	SPAIN
Oct-17	1,309,652	1,119,427	32,829	16,164	1,256,543	34,970	114,733	14,034	1,497,032	812,655	31,530	108,060	628,904	92,335	27,374	163,287	10,113	7,269,931
Oct-18	1,257,741	1,141,481	28,725	19,108	1,284,193	26,966	114,681	23,498	1,655,610	855,849	56,518	132,313	709,365	98,657	30,987	187,006	12,483	7,635,569
Change	-51,911	22,054	-4,104	2,944	27,650	-8,004	-52	9,464	158,578	43,194	24,988	24,253	80,461	6,322	3,613	23,719	2,370	365,638
Change, %	-4.0%	2.0%	-12.5%	18.2%	2.2%	-22.9%	0.0%	67.4%	10.6%	5.3%	79.3%	22.4%	12.8%	6.8%	13.2%	14.5%	23.4%	5.0%

Year-to-date

	Canary Islands	Andalusia	Aragon	Asturias	Balearic Islands	Cantabria	C. y Leon	C. La Mancha	Catalonia	Valencian Region	Extremadura	Galicia	Madrid	Murcia	Navarre	Basque Country	La Rioja	SPAIN
Jan-Oct17	11,717,998	10,438,144	490,259	265,819	13,515,595	389,272	1,322,946	199,510	17,314,193	8,073,347	325,705	1,131,146	5,689,201	858,603	306,542	1,345,953	101,098	73,493,417
Jan-Oct18	11,311,174	10,533,309	505,444	266,771	13,484,822	369,038	1,247,770	190,657	17,105,284	8,278,398	363,589	1,353,046	5,992,214	873,907	313,810	1,530,029	110,678	73,855,979
Change	-406,824	95,165	15,185	952	-30,773	-20,234	-75,176	-8,853	-208,909	205,051	37,884	221,900	303,013	15,304	7,268	184,076	9,580	362,562
Change, %	-3.5%	0.9%	3.1%	0.4%	-0.2%	-5.2%	-5.7%	-4.4%	-1.2%	2.5%	11.6%	19.6%	5.3%	1.8%	2.4%	13.7%	9.5%	0.5%

Tourist arrivals in the Canary Islands (ISTAC)

October 2018



Number of tourists by holiday package booking

October 2018

	Book	Do not book	TOTAL	% Book	% Do not book
International	829,255	438,562	1,267,817	65.4%	34.6%
- Germany	222,578	61,883	284,462	78.2%	21.8%
- Netherlands	41,235	16,045	57,280	72.0%	28.0%
- Ireland	18,004	33,350	51,354	35.1%	64.9%
- Nordics	109,441	36,853	146,294	74.8%	25.2%
- United Kingdom	298,969	177,428	476,397	62.8%	37.2%
- Switzerland	25,915	19,707	45,622	56.8%	43.2%
- Others	113,113	93,296	206,409	54.8%	45.2%
Spanish Mainland	45,167	99,983	145,150	31.1%	68.9%
TOTAL	874,421	538,545	1,412,967	61.9%	38.1%

January - October 2018

	Book	Do not book	TOTAL	% Book	% Do not book
International	7,153,056	4,249,294	11,402,351	62.7%	37.3%
- Germany	1,911,772	594,168	2,505,940	76.3%	23.7%
- Netherlands	383,939	149,019	532,958	72.0%	28.0%
- Ireland	180,100	303,729	483,829	37.2%	62.8%
- Nordics	824,467	356,807	1,181,274	69.8%	30.2%
- United Kingdom	2,566,023	1,647,189	4,213,212	60.9%	39.1%
- Switzerland	140,226	120,819	261,045	53.7%	46.3%
- Others	1,146,533	1,077,565	2,224,100	51.6%	48.4%
Spanish Mainland	533,228	981,537	1,514,765	35.2%	64.8%
TOTAL	7,686,282	5,230,832	12,917,114	59.5%	40.5%

Share of tourists by accommodation type

October 2018

	Hotels	Rental	Property	Cruise	Others
International	81.6%	8.3%	2.5%	0.8%	6.9%
- Germany	84.2%	6.6%	2.6%	2.4%	4.1%
- Netherlands	83.2%	11.3%	0.6%	0.0%	4.9%
- Ireland	70.5%	20.8%	2.2%	0.0%	6.6%
- Nordics	88.5%	4.0%	2.3%	0.0%	5.3%
- United Kingdom	81.4%	8.3%	2.2%	0.4%	7.7%
- Switzerland	82.5%	10.7%	2.9%	0.9%	3.1%
- Others	75.7%	9.1%	3.4%	0.3%	11.5%
Spanish Mainland	66.3%	8.4%	2.5%	0.0%	22.9%
TOTAL	80.0%	8.3%	2.5%	0.7%	8.5%

January - October 2018

	Hotels	Rental	Property	Cruise	Others
International	79.1%	9.2%	2.4%	1.6%	7.6%
- Germany	80.7%	7.7%	2.4%	4.4%	4.8%
- Netherlands	82.5%	10.2%	1.2%	0.8%	5.2%
- Ireland	75.5%	14.9%	1.7%	0.2%	7.7%
- Nordics	83.0%	7.9%	3.0%	0.0%	6.1%
- United Kingdom	79.0%	9.0%	2.3%	1.2%	8.5%
- Switzerland	78.1%	11.6%	3.3%	0.7%	6.4%
- Others	75.3%	10.4%	2.8%	0.6%	10.8%
Spanish Mainland	70.1%	9.6%	2.0%	0.4%	17.9%
TOTAL	78.0%	9.3%	2.4%	1.5%	8.9%

Source: Frontur (ISTAC). Tourist arrivals by air.

Note: on the result of the estimated Canary Islands total arrivals, tourists from La Gomera and El Hierro are included.

Tourist arrivals in the Canary Islands (ISTAC)

October 2018



Number of tourists by holiday package booking and island of stay

October 18

	Lanzarote	Fuerteventura	Gran Canaria	Tenerife	La Palma	CANARY ISLANDS	
Book	Total	172,681	155,945	256,431	291,445	15,021	874,421
	- International	165,404	152,339	246,129	267,756	14,074	829,255
	- Spanish Mainlan	7,277	3,606	10,302	23,689	948	45,167
Do not book	Total	93,269	51,231	140,980	250,047	12,844	538,545
	- International	79,192	41,152	107,403	207,842	9,099	438,562
	- Spanish Mainlan	14,077	10,079	33,577	42,205	3,744	99,983
TOTAL	All markets	265,950	207,176	397,411	541,492	27,865	1,412,967
	- International	244,596	193,491	353,532	475,599	23,173	1,267,817
	- Spanish Mainlan	21,354	13,685	43,879	65,893	4,692	145,150
% book package	Total	64.9%	75.3%	64.5%	53.8%	53.9%	61.9%
	- International	67.6%	78.7%	69.6%	56.3%	60.7%	65.4%
	- Spanish Mainlan	34.1%	26.4%	23.5%	36.0%	20.2%	31.1%

January - October 2018

	Lanzarote	Fuerteventura	Gran Canaria	Tenerife	La Palma	CANARY ISLANDS	
Book	Total	1,644,618	1,407,041	2,214,731	2,576,326	156,444	7,686,282
	- International	1,556,465	1,358,360	2,082,940	2,294,417	142,067	7,153,056
	- Spanish Mainlan	88,154	48,681	131,790	281,907	14,376	533,228
Do not book	Total	903,758	511,730	1,464,601	2,339,097	143,651	5,230,832
	- International	757,154	424,460	1,092,631	1,946,501	103,768	4,249,294
	- Spanish Mainlan	146,607	87,267	371,972	392,599	39,880	981,537
TOTAL	All markets	2,548,376	1,918,770	3,679,330	4,915,423	300,093	12,917,111
	- International	2,313,617	1,782,822	3,175,571	4,240,918	245,838	11,402,351
	- Spanish Mainlan	234,760	135,949	503,760	674,504	54,256	1,514,765
% book package	Total	64.5%	73.3%	60.2%	52.4%	52.1%	59.5%
	- International	67.3%	76.2%	65.6%	54.1%	57.8%	62.7%
	- Spanish Mainlan	37.6%	35.8%	26.2%	41.8%	26.5%	35.2%

Share of tourists by accommodation type and island of stay

October 18

	Lanzarote	Fuerteventura	Gran Canaria	Tenerife	La Palma	CANARY ISLANDS	
International	Hotels	78.3%	87.1%	83.5%	77.7%	42.5%	81.6%
	Rental	11.7%	8.3%	4.6%	8.4%	20.7%	8.3%
	Property	1.3%	1.3%	2.3%	3.6%	4.5%	2.5%
	Cruise	2.2%	1.1%	2.6%	1.5%	27.3%	0.8%
	Others	6.5%	2.1%	7.1%	8.8%	5.0%	6.9%
Spanish Mainland	Hotels	72.0%	66.6%	59.0%	69.8%	53.6%	66.3%
	Rental	4.5%	20.3%	3.1%	9.8%	23.1%	8.4%
	Property	2.1%	0.9%	2.5%	2.8%	3.9%	2.5%
	Cruise	0.0%	0.0%	0.0%	0.0%	0.0%	0.0%
	Others	21.3%	12.2%	35.3%	17.5%	19.5%	22.9%
TOTAL	Hotels	77.8%	85.8%	80.8%	76.7%	44.3%	80.0%
	Rental	11.1%	9.1%	4.4%	8.5%	21.1%	8.3%
	Property	1.4%	1.3%	2.3%	3.5%	4.4%	2.5%
	Cruise	2.1%	1.0%	2.4%	1.3%	22.7%	0.7%
	Others	7.7%	2.8%	10.2%	9.9%	7.4%	8.5%

January - October 2018

	Lanzarote	Fuerteventura	Gran Canaria	Tenerife	La Palma	CANARY ISLANDS	
International	Hotels	77.4%	83.0%	77.2%	76.0%	48.6%	79.1%
	Rental	12.0%	8.5%	7.9%	7.7%	23.3%	9.2%
	Property	1.0%	1.6%	2.3%	3.5%	3.8%	2.4%
	Cruise	3.5%	3.8%	4.6%	2.9%	15.5%	1.6%
	Others	6.1%	3.0%	8.0%	9.9%	8.7%	7.6%
Spanish Mainland	Hotels	76.8%	64.7%	64.9%	72.1%	52.7%	70.1%
	Rental	3.2%	15.8%	9.4%	9.6%	20.7%	9.6%
	Property	1.5%	2.0%	2.1%	2.0%	1.9%	2.0%
	Cruise	1.8%	2.9%	0.9%	0.8%	7.6%	0.4%
	Others	16.7%	14.6%	22.7%	15.4%	17.1%	17.9%
TOTAL	Hotels	77.4%	81.7%	75.6%	75.5%	49.3%	78.0%
	Rental	11.2%	9.1%	8.1%	8.0%	22.9%	9.3%
	Property	1.0%	1.6%	2.2%	3.3%	3.5%	2.4%
	Cruise	3.4%	3.7%	4.1%	2.6%	14.1%	1.5%
	Others	7.1%	3.9%	10.0%	10.6%	10.2%	8.9%

Source: Frontur (ISTAC). Tourist arrivals by air.

Note: in the islands are included tourists who have chosen the island as the main destination of their trip or as a secondary destination.