

Tourist arrivals in the Canary Islands (ISTAC)

October 2022 (vs. 2019)



CANARY ISLANDS

	United Kingdom	Germany	Belgium	France	Netherlands	Ireland	Italy	Switzerland	Denmark	Finland	Norway	Sweden	Nordics	Others	International	Mainland	TOTAL
2019	432,779	229,818	31,110	48,803	54,928	51,147	33,395	35,471	25,692	25,005	36,873	45,041	132,611	92,320	1,142,380	149,273	1,291,653
2022	483,293	207,608	31,096	74,066	65,815	49,079	54,503	25,468	44,895	19,970	36,504	27,295	128,664	93,831	1,213,422	169,280	1,382,702
Change	50,514	-22,210	-14	25,263	10,887	-2,068	21,108	-10,003	19,203	-5,035	-369	-17,746	-3,947	1,511	71,042	20,007	91,049
Change, %	11.7%	-9.7%	0.0%	51.8%	19.8%	-4.0%	63.2%	-28.2%	74.7%	-20.1%	-1.0%	-39.4%	-3.0%	1.6%	6.2%	13.4%	7.05%

LANZAROTE

	United Kingdom	Germany	Belgium	France	Netherlands	Ireland	Italy	Switzerland	Denmark	Finland	Norway	Sweden	Nordics	Others	International	Mainland	TOTAL
2019	128,095	28,811	4,040	12,607	7,791	27,334	4,506	-	-	-	-	-	9,249	11,363	233,794	20,479	254,273
2022	129,447	19,802	4,064	18,502	7,860	24,127	9,736	-	-	-	-	-	8,456	11,492	233,485	31,134	264,619
Change	1,352	-9,009	24	5,895	69	-3,207	5,230	-	-	-	-	-	-793	129	-309	10,655	10,346
Change, %	1.1%	-31.3%	0.6%	46.8%	0.9%	-11.7%	116.1%	-	-	-	-	-	-8.6%	1.1%	-0.1%	52.0%	4.1%

FUERTEVENTURA

	United Kingdom	Germany	Belgium	France	Netherlands	Ireland	Italy	Switzerland	Denmark	Finland	Norway	Sweden	Nordics	Others	International	Mainland	TOTAL
2019	39,994	73,815	1,154	9,487	4,823	3,481	6,918	-	-	-	-	-	8,185	16,501	164,357	9,211	173,568
2022	61,590	71,152	1,097	14,723	5,299	3,166	13,504	-	-	-	-	-	5,871	15,943	192,345	13,897	206,242
Change	21,596	-2,663	-57	5,236	476	-315	6,586	-	-	-	-	-	-2,314	-558	27,988	4,686	32,674
Change, %	54.0%	-3.6%	-4.9%	55.2%	9.9%	-9.0%	95.2%	-	-	-	-	-	-28.3%	-3.4%	17.0%	50.9%	18.8%

GRAN CANARIA

	United Kingdom	Germany	Belgium	France	Netherlands	Ireland	Italy	Switzerland	Denmark	Finland	Norway	Sweden	Nordics	Others	International	Mainland	TOTAL
2019	70,795	62,856	7,873	7,654	23,803	7,009	7,459	-	-	-	-	-	77,536	37,559	302,544	48,730	351,275
2022	77,925	62,957	8,181	12,160	30,210	6,662	9,842	-	-	-	-	-	82,356	32,573	322,865	49,254	372,120
Change	7,130	101	308	4,506	6,407	-347	2,383	-	-	-	-	-	4,820	-4,986	20,321	524	20,845
Change, %	10.1%	0.2%	3.9%	58.9%	26.9%	-5.0%	31.9%	-	-	-	-	-	6.2%	-13.3%	6.7%	1.1%	5.9%

TENERIFE

	United Kingdom	Germany	Belgium	France	Netherlands	Ireland	Italy	Switzerland	Denmark	Finland	Norway	Sweden	Nordics	Others	International	Mainland	TOTAL
2019	189,914	50,032	17,420	18,618	16,296	13,322	14,391	-	-	-	-	-	34,578	59,943	414,514	65,950	480,464
2022	212,131	49,139	17,326	27,739	21,532	15,112	21,247	-	-	-	-	-	31,776	56,556	452,558	68,666	521,223
Change	22,217	-893	-94	9,121	5,236	1,790	6,856	-	-	-	-	-	-2,802	-3,387	38,044	2,716	40,759
Change, %	11.7%	-1.8%	-0.5%	49.0%	32.1%	13.4%	47.6%	-	-	-	-	-	-8.1%	-5.7%	9.2%	4.1%	8.5%

LA PALMA


	United Kingdom	Germany	Belgium	France	Netherlands	Ireland	Italy	Switzerland	Denmark	Finland	Norway	Sweden	Nordics	Others	International	Mainland	TOTAL
2019	2,600	8,943	496	369	2,012	0	0	-	-	-	-	-	2,537	1,534	18,490	4,092	22,582
2022	1,263	2,943	372	398	915	12	142	-	-	-	-	-	34	2,268	8,347	5,513	13,860
Change	-1,337	-6,000	-124	29	-1,097	12	142	-	-	-	-	-	-2,503	734	-10,143	1,421	-8,722
Change, %	-51.4%	-67.1%	-25.0%	7.9%	-54.5%	-	-	-	-	-	-	-	-98.7%	47.8%	-54.9%	34.7%	-38.6%

Source: Frontur (ISTAC). Tourist arrivals by air.

Note: on the result of the estimated Canary Islands total arrivals, tourists from La Gomera and El Hierro are included. Only main tourists are taken into account in each island.

Tourist arrivals in the Canary Islands (ISTAC)

January - October 2022 (vs. 2019)



CANARY ISLANDS

	United Kingdom	Germany	Belgium	France	Netherlands	Ireland	Italy	Switzerland	Denmark	Finland	Norway	Sweden	Nordics	Others	International	Mainland	TOTAL
2019	4,179,281	2,128,252	335,207	500,318	485,660	509,434	377,867	214,873	225,291	173,593	314,717	379,487	1,093,088	961,746	10,785,717	1,714,986	12,500,704
2022	4,071,395	1,765,462	328,840	631,274	547,327	469,174	491,703	125,329	265,011	108,325	216,771	203,254	793,361	933,019	10,156,877	1,655,952	11,812,830
Change	-107,886	-362,790	-6,367	130,956	61,667	-40,260	113,836	-89,544	39,720	-65,268	-97,946	-176,233	-299,727	-28,727	-628,840	-59,034	-687,874
Change, %	-2.6%	-17.0%	-1.9%	26.2%	12.7%	-7.9%	30.1%	-41.7%	17.6%	-37.6%	-31.1%	-46.4%	-27.4%	-3.0%	-5.8%	-3.4%	-5.5%

LANZAROTE

	United Kingdom	Germany	Belgium	France	Netherlands	Ireland	Italy	Switzerland	Denmark	Finland	Norway	Sweden	Nordics	Others	International	Mainland	TOTAL
2019	1,193,787	248,271	43,724	131,835	76,743	274,406	54,386	-	-	-	-	-	68,031	112,552	2,203,728	256,366	2,460,094
2022	1,060,839	171,635	40,655	147,956	75,955	226,055	72,479	-	-	-	-	-	61,395	95,032	1,951,995	298,167	2,250,163
Change	-132,948	-76,636	-3,069	16,121	-788	-48,351	18,093	--	--	--	--	--	-6,636	-17,520	-251,733	41,801	-209,931
Change, %	-11.1%	-30.9%	-7.0%	12.2%	-1.0%	-17.6%	33.3%	--	--	--	--	--	-9.8%	-15.6%	-11.4%	16.3%	-8.5%

FUERTEVENTURA

	United Kingdom	Germany	Belgium	France	Netherlands	Ireland	Italy	Switzerland	Denmark	Finland	Norway	Sweden	Nordics	Others	International	Mainland	TOTAL
2019	414,662	565,020	12,723	95,365	41,160	29,603	74,536	-	-	-	-	-	61,065	161,263	1,455,394	138,032	1,593,426
2022	476,750	547,700	11,962	117,919	52,091	29,163	104,960	-	-	-	-	-	46,934	152,071	1,539,549	136,320	1,675,867
Change	62,088	-17,320	-761	22,554	10,931	-440	30,424	--	--	--	--	--	-14,131	-9,192	84,155	-1,712	82,441
Change, %	15.0%	-3.1%	-6.0%	23.7%	26.6%	-1.5%	40.8%	--	--	--	--	--	-23.1%	-5.7%	5.8%	-1.2%	5.2%

GRAN CANARIA

	United Kingdom	Germany	Belgium	France	Netherlands	Ireland	Italy	Switzerland	Denmark	Finland	Norway	Sweden	Nordics	Others	International	Mainland	TOTAL
2019	649,548	657,313	88,225	79,568	196,603	65,355	81,363	-	-	-	-	-	675,705	334,447	2,828,126	552,761	3,380,887
2022	649,436	533,605	86,992	107,392	231,165	63,556	90,197	-	-	-	-	-	490,474	277,932	2,530,749	463,040	2,993,791
Change	-112	-123,708	-1,233	27,824	34,562	-1,799	8,834	--	--	--	--	--	-185,231	-56,515	-297,377	-89,721	-387,096
Change, %	0.0%	-18.8%	-1.4%	35.0%	17.6%	-2.8%	10.9%	--	--	--	--	--	-27.4%	-16.9%	-10.5%	-16.2%	-11.4%

TENERIFE

	United Kingdom	Germany	Belgium	France	Netherlands	Ireland	Italy	Switzerland	Denmark	Finland	Norway	Sweden	Nordics	Others	International	Mainland	TOTAL
2019	1,880,978	526,070	181,342	182,180	150,379	138,843	165,387	-	-	-	-	-	273,649	541,300	4,040,122	713,432	4,753,556
2022	1,862,719	460,305	185,271	250,743	179,027	149,467	222,730	-	-	-	-	-	190,085	517,112	4,017,456	694,643	4,712,097
Change	-18,259	-65,765	3,929	68,563	28,648	10,624	57,343	--	--	--	--	--	-83,564	-24,188	-22,666	-18,789	-41,459
Change, %	-1.0%	-12.5%	2.2%	37.6%	19.1%	7.7%	34.7%	--	--	--	--	--	-30.5%	-4.5%	-0.6%	-2.6%	-0.9%

LA PALMA

	United Kingdom	Germany	Belgium	France	Netherlands	Ireland	Italy	Switzerland	Denmark	Finland	Norway	Sweden	Nordics	Others	International	Mainland	TOTAL
2019	22,156	80,022	5,830	8,719	18,252	433	1,575	-	-	-	-	-	10,066	19,600	166,650	46,508	213,158
2022	11,720	25,150	3,163	3,278	7,018	296	1,031	-	-	-	-	-	730	11,781	64,164	54,795	118,957
Change	-10,436	-54,872	-2,667	-5,441	-11,234	-137	-544	--	--	--	--	--	-9,336	-7,819	-102,486	8,287	-94,201
Change, %	-47.1%	-68.6%	-45.7%	-62.4%	-61.5%	-31.6%	-34.5%	--	--	--	--	--	-92.7%	-39.9%	-61.5%	17.8%	-44.2%

Source: Frontur (ISTAC). Tourist arrivals by air.

Note: on the result of the estimated Canary Islands total arrivals, tourists from La Gomera and El Hierro are included. Only main tourists are taken into account in each island.

International tourist arrivals in Spain (INE)

October 2022



BY COUNTRY OF RESIDENCE

Monthly

	UK	Germany	Belgium	France	Netherlands	Ireland	Italy	Switzerland	Denmark	Finland	Norway	Sweden	Nordics	Russia	Portugal	Austria	Others	INTERNATIONAL
Oct-19	1,643,636	1,126,442	183,385	893,084	337,848	195,168	323,855	210,047	132,890	92,542	159,579	177,655	562,666	104,958	174,778	105,770	1,710,345	7,587,749
Oct-22	1,531,698	1,055,545	222,066	917,245	350,280	217,367	354,300	221,207	123,149	51,983	160,192	147,369	482,693	--	162,263	74,925	1,557,462	7,178,045
Change	-111,938	-70,897	38,681	24,161	12,432	22,199	30,445	11,160	-9,741	-40,559	613	-30,286	-79,973	--	-12,515	-30,845	-152,883	-409,704
Change, %	-6.8%	-6.3%	21.1%	2.7%	3.7%	11.4%	9.4%	5.3%	-7.3%	-43.8%	0.4%	-17.0%	-14.2%	--	-7.2%	-29.2%	-8.9%	-5.4%

Year-to-date

	UK	Germany	Belgium	France	Netherlands	Ireland	Italy	Switzerland	Denmark	Finland	Norway	Sweden	Nordics	Russia	Portugal	Austria	Others	INTERNATIONAL
Jan-Oct 19	16,354,046	10,093,952	2,256,464	10,020,585	3,338,191	1,999,625	3,935,098	1,631,568	1,056,375	617,580	1,278,901	1,788,466	4,741,322	1,208,008	2,169,145	1,119,582	15,276,248	74,549,389
Jan-Oct 22	13,529,413	8,779,098	2,229,772	8,840,498	3,548,569	1,857,081	3,480,285	1,497,012	999,297	352,756	1,074,103	1,205,440	3,631,596	--	2,096,054	888,857	12,102,023	63,094,936
Change	-2,824,633	-1,314,854	-26,692	-1,180,087	210,378	-142,544	-454,813	-134,556	-57,078	-264,824	-204,798	-583,026	-1,109,726	--	-73,091	-230,725	-3,174,225	-11,454,453
Change, %	-17.3%	-13.0%	-1.2%	-11.8%	6.3%	-7.1%	-11.6%	-8.2%	-5.4%	-42.9%	-16.0%	-32.6%	-23.4%	--	-3.4%	-20.6%	-20.8%	-15.4%

BY AUTONOMOUS COMMUNITY

Monthly


	Canary Islands	Andalusia	Aragon	Asturias	Canary Islands	Cantabria	C. y Leon	C. La Mancha	Catalonia	Canarian Region	Extremadura	Galicia	Madrid	Murcia	Navarre	Basque Country	La Rioja	SPAIN
Oct-19	1,143,699	1,191,120	36,852	28,409	1,224,498	39,366	136,196	20,476	1,676,430	870,088	83,353	130,287	742,086	83,628	0	147,154	0	7,587,749
Oct-22	1,184,501	1,049,705	28,148	27,679	1,352,359	30,055	84,001	18,786	1,483,599	865,908	25,885	107,762	688,517	65,656	26,095	128,684	0	7,178,045
Change	40,802	-141,415	-8,704	-730	127,861	-9,311	-52,195	-1,690	-192,831	-4,180	-57,468	-22,525	-53,569	-17,972	26,095	-18,470	0	-409,704
Change, %	3.6%	-11.9%	-23.6%	-2.6%	10.4%	-23.7%	-38.3%	-8.3%	-11.5%	-0.5%	-68.9%	-17.3%	-7.2%	-21.5%	--	-12.6%	--	-5.4%

Year-to-date

	Canary Islands	Andalusia	Aragon	Asturias	Canary Islands	Cantabria	C. y Leon	C. La Mancha	Catalonia	Canarian Region	Extremadura	Galicia	Madrid	Murcia	Navarre	Basque Country	La Rioja	SPAIN
Jan-Oct 19	10,772,781	10,851,123	470,247	241,978	13,372,221	366,344	1,151,968	227,395	17,334,831	8,539,854	164,356	1,464,472	6,446,266	950,998	253,659	1,446,060	28,148	74,549,389
Jan-Oct 22	9,923,388	8,881,872	331,079	261,575	12,907,334	294,228	892,112	161,505	13,025,932	7,572,149	234,374	1,102,505	5,055,851	736,866	215,114	1,320,455	0	63,094,936
Change	-849,393	-1,969,251	-139,168	19,597	-464,887	-72,116	-259,856	-65,890	-4,308,899	-967,705	70,018	-361,967	-1,390,415	-214,132	-38,545	-125,605	-28,148	-11,454,453
Change, %	-7.9%	-18.1%	-29.6%	8.1%	-3.5%	-19.7%	-22.6%	-29.0%	-24.9%	-11.3%	42.6%	-24.7%	-21.6%	-22.5%	-15.2%	-8.7%	-100.0%	-15.4%

Tourist arrivals in the Canary Islands (ISTAC)

October 2022



Number of tourists by holiday package booking and country of residence

October 2022

	Book	Do not book	TOTAL	% Book	% Do not book
International	664,946	548,477	1,213,423	54.8%	45.2%
- Germany	135,763	71,845	207,608	65.4%	34.6%
- Netherlands	37,033	28,783	65,815	56.3%	43.7%
- Ireland	17,405	31,674	49,079	35.5%	64.5%
- Nordics	82,002	46,662	128,665	63.7%	36.3%
- United Kingdom	287,076	196,217	483,293	59.4%	40.6%
- Switzerland	8,793	16,675	25,468	34.5%	65.5%
- Others	96,874	156,621	253,495	38.2%	61.8%
Spanish Mainland	26,308	142,972	169,280	15.5%	84.5%
TOTAL	691,254	691,449	1,382,703	50.0%	50.0%

January - October 2022

	Book	Do not book	TOTAL	% Book	% Do not book
International	5,462,723	4,694,160	10,156,882	53.8%	46.2%
- Germany	1,151,838	613,627	1,765,462	65.2%	34.8%
- Netherlands	348,514	198,813	547,327	63.7%	36.3%
- Ireland	140,827	328,347	469,174	30.0%	70.0%
- Nordics	572,197	221,164	793,362	72.1%	27.9%
- United Kingdom	2,350,748	1,720,645	4,071,395	57.7%	42.3%
- Switzerland	42,624	82,705	125,329	34.0%	66.0%
- Others	855,975	1,528,859	2,384,833	35.9%	64.1%
Spanish Mainland	291,075	1,364,877	1,655,952	17.6%	82.4%
TOTAL	5,753,798	6,059,037	11,812,834	48.7%	51.3%

Share of tourists by accommodation type and country of residence

October 2022

	Hotels and similar	Apartments	Property	Cruise	Others
International	69.3%	18.7%	2.4%	1.1%	8.6%
- Germany	73.7%	12.4%	3.6%	1.6%	8.7%
- Netherlands	69.1%	23.3%	1.2%	0.0%	6.5%
- Ireland	54.5%	33.0%	2.4%	0.2%	9.9%
- Nordics	66.4%	28.2%	2.5%	0.0%	2.9%
- United Kingdom	69.1%	21.0%	2.1%	2.0%	5.8%
- Switzerland	77.4%	11.0%	2.3%	0.0%	9.3%
- Others	69.6%	11.6%	2.1%	0.1%	16.7%
Spanish Mainland	60.7%	8.2%	1.5%	0.0%	29.6%
TOTAL	68.2%	17.4%	2.2%	1.0%	11.1%

January - October 2022


	Hotels and similar	Apartments	Property	Cruise	Others
International	71.4%	14.5%	3.0%	1.2%	9.8%
- Germany	72.6%	9.8%	3.7%	4.7%	9.1%
- Netherlands	73.7%	19.1%	1.6%	0.1%	5.5%
- Ireland	59.0%	28.4%	3.2%	0.1%	9.2%
- Nordics	80.8%	10.1%	3.6%	0.1%	5.4%
- United Kingdom	72.2%	17.1%	2.5%	0.8%	7.4%
- Switzerland	74.3%	10.5%	3.9%	0.2%	11.1%
- Others	67.7%	11.7%	3.4%	0.2%	17.0%
Spanish Mainland	59.0%	10.9%	1.5%	0.0%	28.6%
TOTAL	69.6%	14.0%	2.8%	1.1%	12.5%

Source: Frontur (ISTAC). Tourist arrivals by air.

Note: on the result of the estimated Canary Islands total arrivals, tourists from La Gomera and El Hierro are included.

Tourist arrivals in the Canary Islands (ISTAC)

October 2022



Number of tourists by holiday package booking and island of stay

October 2022

		Lanzarote	Fuerteventura	Gran Canaria	Tenerife	La Palma	CANARY ISLANDS
Book	Total	151,236	130,434	189,748	223,918	2,624	691,254
	- International	142,877	129,071	184,085	212,908	2,349	664,946
	- Spanish Mainland	8,359	1,363	5,663	11,010	275	26,308
Do not book	Total	120,858	78,768	185,866	303,320	12,847	691,449
	- International	97,146	65,361	141,038	243,808	7,228	548,477
	- Spanish Mainland	23,712	13,407	44,828	59,512	5,619	142,972
TOTAL	All markets	272,094	209,202	375,614	527,238	15,470	1,382,703
	- International	240,023	194,432	325,123	456,716	9,576	1,213,423
	- Spanish Mainland	32,071	14,770	50,491	70,522	5,894	169,280
% book package	Total	55.6%	62.3%	50.5%	42.5%	17.0%	50.0%
	- International	59.5%	66.4%	56.6%	46.6%	24.5%	54.8%
	- Spanish Mainland	26.1%	9.2%	11.2%	15.6%	4.7%	15.5%

January - October 2022

		Lanzarote	Fuerteventura	Gran Canaria	Tenerife	La Palma	CANARY ISLANDS
Book	Total	1,149,210	1,091,596	1,630,074	1,993,572	62,869	5,753,798
	- International	1,089,838	1,067,903	1,566,570	1,848,720	57,633	5,462,723
	- Spanish Mainland	59,372	23,693	63,504	144,852	5,236	291,075
Do not book	Total	1,165,185	641,278	1,427,639	2,797,980	112,253	6,059,037
	- International	917,919	518,518	1,016,118	2,231,193	55,696	4,694,160
	- Spanish Mainland	247,266	122,760	411,521	566,787	56,557	1,364,877
TOTAL	All markets	2,314,393	1,732,872	3,057,713	4,791,553	175,120	11,812,834
	- International	2,007,756	1,586,420	2,582,688	4,079,913	113,326	10,156,882
	- Spanish Mainland	306,637	146,452	475,025	711,640	61,794	1,655,952
% book package	Total	49.7%	63.0%	53.3%	41.6%	35.9%	48.7%
	- International	54.3%	67.3%	60.7%	45.3%	50.9%	53.8%
	- Spanish Mainland	19.4%	16.2%	13.4%	20.4%	8.5%	17.6%

Share of tourists by accommodation type and island of stay

October 2022

		Lanzarote	Fuerteventura	Gran Canaria	Tenerife	La Palma	CANARY ISLANDS
International	Hotels	62.5%	82.0%	68.5%	67.6%	37.6%	69.3%
	Apartments	25.9%	10.0%	20.0%	17.5%	31.2%	18.7%
	Property	1.7%	1.9%	2.6%	2.6%	4.3%	2.4%
	Cruise	2.0%	0.2%	1.0%	2.3%	1.5%	1.1%
	Others	8.0%	5.9%	7.9%	10.0%	25.5%	8.6%
	Spanish Mainland	Hotels	62.3%	59.0%	62.1%	61.4%	43.2%
Apartments		12.3%	16.2%	4.2%	7.3%	11.2%	8.2%
Property		0.9%	2.6%	1.3%	1.5%	1.4%	1.5%
Cruise		0.2%	0.0%	0.0%	0.0%	0.0%	0.0%
Others		24.2%	22.1%	32.4%	29.9%	44.3%	29.6%
TOTAL		Hotels	62.4%	80.4%	67.6%	66.8%	39.7%
	Apartments	24.3%	10.4%	17.9%	16.1%	23.6%	17.4%
	Property	1.6%	1.9%	2.5%	2.5%	3.2%	2.2%
	Cruise	1.8%	0.2%	0.8%	2.0%	0.9%	1.0%
	Others	9.9%	7.1%	11.2%	12.6%	32.6%	11.1%

January - October 2022

		Lanzarote	Fuerteventura	Gran Canaria	Tenerife	La Palma	CANARY ISLANDS
International	Hotels	64.1%	80.8%	72.4%	68.7%	29.3%	71.4%
	Apartments	24.4%	10.5%	12.9%	11.9%	13.7%	14.5%
	Property	1.8%	2.0%	2.9%	3.9%	3.1%	3.0%
	Cruise	2.1%	1.7%	3.4%	2.2%	33.2%	1.2%
	Others	7.5%	5.0%	8.4%	13.2%	20.7%	9.8%
	Spanish Mainland	Hotels	55.7%	57.0%	60.0%	61.7%	44.6%
Apartments		16.3%	17.9%	6.9%	9.7%	12.7%	10.9%
Property		2.0%	2.6%	1.4%	1.0%	3.1%	1.5%
Cruise		0.1%	0.1%	0.1%	0.0%	0.4%	0.0%
Others		25.9%	22.4%	31.7%	27.6%	39.1%	28.6%
TOTAL		Hotels	63.0%	78.8%	70.5%	67.7%	34.7%
	Apartments	23.4%	11.1%	11.9%	11.6%	13.4%	14.0%
	Property	1.9%	2.1%	2.7%	3.5%	3.1%	2.8%
	Cruise	1.8%	1.6%	2.9%	1.9%	21.6%	1.1%
	Others	10.0%	6.5%	12.0%	15.4%	27.2%	12.5%

Source: Frontur (ISTAC). Tourist arrivals by air.

Note: in the islands are included tourists who have chosen the island as the main destination of their trip or as a secondary destination. (*) Others = house of friend or relative + other type of accommodation