


Tourist arrivals in the Canary Islands (ISTAC)

September 2017



CANARY ISLANDS

| | United Kingdom | Germany | Belgium | France | Netherlands | Ireland | Italy | Switzerland | Denmark | Finland | Norway | Sweden | Nordics | Others | International | Mainland | TOTAL |
|-----------|----------------|---------|---------|--------|-------------|---------|--------|-------------|---------|---------|--------|--------|---------|--------|---------------|----------|-----------|
| 2016 | 434,204 | 233,244 | 29,396 | 39,416 | 48,457 | 44,462 | 36,661 | 23,333 | 7,822 | 1,223 | 9,637 | 11,347 | 30,029 | 79,989 | 999,191 | 161,579 | 1,160,769 |
| 2017 | 473,430 | 256,016 | 33,567 | 42,595 | 49,365 | 49,548 | 41,943 | 31,197 | 9,306 | 1,435 | 14,438 | 12,202 | 37,381 | 94,819 | 1,109,860 | 160,546 | 1,270,406 |
| Change | 39,226 | 22,772 | 4,171 | 3,179 | 908 | 5,086 | 5,282 | 7,864 | 1,484 | 212 | 4,801 | 855 | 7,352 | 14,830 | 110,669 | -1,033 | 109,637 |
| Change, % | 9.0% | 9.8% | 14.2% | 8.1% | 1.9% | 11.4% | 14.4% | 33.7% | 19.0% | 17.3% | 49.8% | 7.5% | 24.5% | 18.5% | 11.1% | -0.6% | 9.4% |

LANZAROTE

| | United Kingdom | Germany | Belgium | France | Netherlands | Ireland | Italy | Switzerland | Denmark | Finland | Norway | Sweden | Nordics | Others | International | Mainland | TOTAL |
|-----------|----------------|---------|---------|--------|-------------|---------|-------|-------------|---------|---------|--------|--------|---------|--------|---------------|----------|---------|
| 2016 | 119,299 | 25,632 | 2,888 | 9,258 | 6,098 | 23,001 | 4,059 | n.d. | n.d. | n.d. | n.d. | n.d. | 2,479 | n.d. | 202,387 | 27,391 | 229,778 |
| 2017 | 120,582 | 31,916 | 3,248 | 10,211 | 7,569 | 25,964 | 6,871 | n.d. | n.d. | n.d. | n.d. | n.d. | 2,639 | n.d. | 225,370 | 25,325 | 250,695 |
| Change | 1,283 | 6,284 | 360 | 953 | 1,471 | 2,963 | 2,812 | -- | -- | -- | -- | -- | 160 | -- | 22,983 | -2,066 | 20,917 |
| Change, % | 1.1% | 24.5% | 12.5% | 10.3% | 24.1% | 12.9% | 69.3% | -- | -- | -- | -- | -- | 6.5% | -- | 11.4% | -7.5% | 9.1% |

FUERTEVENTURA

| | United Kingdom | Germany | Belgium | France | Netherlands | Ireland | Italy | Switzerland | Denmark | Finland | Norway | Sweden | Nordics | Others | International | Mainland | TOTAL |
|-----------|----------------|---------|---------|--------|-------------|---------|--------|-------------|---------|---------|--------|--------|---------|--------|---------------|----------|---------|
| 2016 | 40,633 | 71,457 | 1,280 | 9,656 | 4,655 | 2,766 | 10,837 | n.d. | n.d. | n.d. | n.d. | n.d. | 1,797 | n.d. | 156,971 | 13,491 | 170,461 |
| 2017 | 46,241 | 79,326 | 932 | 7,886 | 6,091 | 3,192 | 9,195 | n.d. | n.d. | n.d. | n.d. | n.d. | 1,537 | n.d. | 172,000 | 14,175 | 186,175 |
| Change | 5,608 | 7,869 | -348 | -1,770 | 1,436 | 426 | -1,642 | -- | -- | -- | -- | -- | -260 | -- | 15,029 | 684 | 15,714 |
| Change, % | 13.8% | 11.0% | -27.2% | -18.3% | 30.8% | 15.4% | -15.2% | -- | -- | -- | -- | -- | -14.5% | -- | 9.6% | 5.1% | 9.2% |

GRAN CANARIA

| | United Kingdom | Germany | Belgium | France | Netherlands | Ireland | Italy | Switzerland | Denmark | Finland | Norway | Sweden | Nordics | Others | International | Mainland | TOTAL |
|-----------|----------------|---------|---------|--------|-------------|---------|-------|-------------|---------|---------|--------|--------|---------|--------|---------------|----------|---------|
| 2016 | 76,131 | 74,475 | 9,609 | 6,339 | 20,961 | 6,740 | 6,543 | n.d. | n.d. | n.d. | n.d. | n.d. | 19,639 | n.d. | 248,661 | 53,444 | 302,105 |
| 2017 | 94,994 | 79,436 | 10,500 | 8,802 | 19,585 | 6,740 | 8,137 | n.d. | n.d. | n.d. | n.d. | n.d. | 27,380 | n.d. | 294,404 | 57,211 | 351,615 |
| Change | 18,863 | 4,961 | 891 | 2,463 | -1,376 | 0 | 1,594 | -- | -- | -- | -- | -- | 7,741 | -- | 45,743 | 3,767 | 49,510 |
| Change, % | 24.8% | 6.7% | 9.3% | 38.9% | -6.6% | 0.0% | 24.4% | -- | -- | -- | -- | -- | 39.4% | -- | 18.4% | 7.0% | 16.4% |

TENERIFE

| | United Kingdom | Germany | Belgium | France | Netherlands | Ireland | Italy | Switzerland | Denmark | Finland | Norway | Sweden | Nordics | Others | International | Mainland | TOTAL |
|-----------|----------------|---------|---------|--------|-------------|---------|--------|-------------|---------|---------|--------|--------|---------|--------|---------------|----------|---------|
| 2016 | 192,573 | 52,607 | 14,634 | 13,370 | 14,629 | 11,915 | 15,051 | n.d. | n.d. | n.d. | n.d. | n.d. | 5,985 | n.d. | 369,378 | 63,367 | 432,745 |
| 2017 | 210,370 | 61,923 | 18,247 | 16,030 | 14,178 | 13,582 | 18,520 | n.d. | n.d. | n.d. | n.d. | n.d. | 5,825 | n.d. | 417,001 | 66,120 | 483,121 |
| Change | 17,797 | 9,316 | 3,613 | 2,660 | -451 | 1,667 | 3,469 | -- | -- | -- | -- | -- | -160 | -- | 47,623 | 2,753 | 50,376 |
| Change, % | 9.2% | 17.7% | 24.7% | 19.9% | -3.1% | 14.0% | 23.0% | -- | -- | -- | -- | -- | -2.7% | -- | 12.9% | 4.3% | 11.6% |

LA PALMA


| | United Kingdom | Germany | Belgium | France | Netherlands | Ireland | Italy | Switzerland | Denmark | Finland | Norway | Sweden | Nordics | Others | International | Mainland | TOTAL |
|-----------|----------------|---------|---------|--------|-------------|---------|--------|-------------|---------|---------|--------|--------|---------|--------|---------------|----------|--------|
| 2016 | 2,043 | 5,591 | 531 | 784 | 1,803 | 0 | 87 | n.d. | n.d. | n.d. | n.d. | n.d. | 111 | 2,507 | 13,455 | 2,670 | 16,125 |
| 2017 | 2,258 | 7,675 | 466 | 1,754 | 2,259 | 101 | 630 | n.d. | n.d. | n.d. | n.d. | n.d. | 172 | 2,639 | 17,954 | 5,626 | 23,580 |
| Change | 215 | 2,084 | -65 | 970 | 456 | 101 | 543 | -- | -- | -- | -- | -- | 61 | -- | 4,499 | 2,956 | 7,455 |
| Change, % | 10.5% | 37.3% | -12.2% | 123.7% | 25.3% | -- | 624.1% | -- | -- | -- | -- | -- | 55.0% | -- | 33.4% | 110.7% | 46.2% |

Source: Frontur (ISTAC). Tourist arrivals by air.

Note: on the result of the estimated Canary Islands total arrivals, tourists from La Gomera and El Hierro are included.

Tourist arrivals in the Canary Islands (ISTAC)

January - September 2017



| CANARY ISLANDS | | | | | | | | | | | | | | | | | |
|----------------|----------------|-----------|---------|---------|-------------|---------|---------|-------------|---------|---------|---------|---------|-----------|---------|---------------|-----------|------------|
| | United Kingdom | Germany | Belgium | France | Netherlands | Ireland | Italy | Switzerland | Denmark | Finland | Norway | Sweden | Nordics | Others | International | Mainland | TOTAL |
| 2016 | 3,636,574 | 2,168,804 | 295,174 | 472,333 | 467,136 | 368,002 | 353,087 | 196,875 | 218,673 | 139,382 | 262,835 | 352,952 | 973,842 | 719,347 | 9,651,180 | 1,311,614 | 10,962,793 |
| 2017 | 4,018,940 | 2,240,957 | 311,681 | 467,031 | 477,157 | 408,074 | 415,042 | 221,150 | 226,232 | 155,888 | 292,813 | 394,637 | 1,069,570 | 838,427 | 10,468,036 | 1,331,261 | 11,799,295 |
| Change | 382,366 | 72,153 | 16,507 | -5,302 | 10,021 | 40,072 | 61,955 | 24,275 | 7,559 | 16,506 | 29,978 | 41,685 | 95,728 | 119,080 | 816,856 | 19,647 | 836,502 |
| Change, % | 10.5% | 3.3% | 5.6% | -1.1% | 2.1% | 10.9% | 17.5% | 12.3% | 3.5% | 11.8% | 11.4% | 11.8% | 9.8% | 16.6% | 8.5% | 1.5% | 7.6% |

| LANZAROTE | | | | | | | | | | | | | | | | | |
|-----------|----------------|---------|---------|---------|-------------|---------|--------|-------------|---------|---------|--------|--------|---------|--------|---------------|----------|-----------|
| | United Kingdom | Germany | Belgium | France | Netherlands | Ireland | Italy | Switzerland | Denmark | Finland | Norway | Sweden | Nordics | Others | International | Mainland | TOTAL |
| 2016 | 966,014 | 231,029 | 30,670 | 126,908 | 74,427 | 185,507 | 37,729 | n.d. | n.d. | n.d. | n.d. | n.d. | 67,796 | n.d. | 1,808,486 | 214,136 | 2,022,619 |
| 2017 | 1,078,502 | 244,559 | 37,050 | 115,473 | 75,776 | 206,420 | 57,844 | n.d. | n.d. | n.d. | n.d. | n.d. | 71,772 | n.d. | 2,005,555 | 189,518 | 2,195,071 |
| Change | 112,488 | 13,530 | 6,380 | -11,435 | 1,349 | 20,913 | 20,115 | -- | -- | -- | -- | -- | 3,976 | -- | 197,069 | -24,618 | 172,452 |
| Change, % | 11.6% | 5.9% | 20.8% | -9.0% | 1.8% | 11.3% | 53.3% | -- | -- | -- | -- | -- | 5.9% | -- | 10.9% | -11.5% | 8.5% |

| FUERTEVENTURA | | | | | | | | | | | | | | | | | |
|---------------|----------------|---------|---------|---------|-------------|---------|--------|-------------|---------|---------|--------|--------|---------|--------|---------------|----------|-----------|
| | United Kingdom | Germany | Belgium | France | Netherlands | Ireland | Italy | Switzerland | Denmark | Finland | Norway | Sweden | Nordics | Others | International | Mainland | TOTAL |
| 2016 | 380,957 | 641,185 | 12,814 | 114,385 | 47,842 | 27,188 | 93,269 | n.d. | n.d. | n.d. | n.d. | n.d. | 67,601 | n.d. | 1,508,107 | 109,106 | 1,617,213 |
| 2017 | 406,861 | 643,107 | 11,886 | 96,111 | 62,150 | 30,598 | 97,568 | n.d. | n.d. | n.d. | n.d. | n.d. | 67,628 | n.d. | 1,553,188 | 106,266 | 1,659,455 |
| Change | 25,904 | 1,922 | -928 | -18,274 | 14,308 | 3,410 | 4,299 | -- | -- | -- | -- | -- | 27 | -- | 45,081 | -2,840 | 42,242 |
| Change, % | 6.8% | 0.3% | -7.2% | -16.0% | 29.9% | 12.5% | 4.6% | -- | -- | -- | -- | -- | 0.0% | -- | 3.0% | -2.6% | 2.6% |

| GRAN CANARIA | | | | | | | | | | | | | | | | | |
|--------------|----------------|---------|---------|--------|-------------|---------|--------|-------------|---------|---------|--------|--------|---------|--------|---------------|----------|-----------|
| | United Kingdom | Germany | Belgium | France | Netherlands | Ireland | Italy | Switzerland | Denmark | Finland | Norway | Sweden | Nordics | Others | International | Mainland | TOTAL |
| 2016 | 573,302 | 661,554 | 84,035 | 77,934 | 182,675 | 53,278 | 64,640 | n.d. | n.d. | n.d. | n.d. | n.d. | 563,831 | n.d. | 2,516,994 | 426,395 | 2,943,388 |
| 2017 | 681,535 | 707,294 | 87,643 | 88,574 | 178,366 | 59,665 | 84,006 | n.d. | n.d. | n.d. | n.d. | n.d. | 619,164 | n.d. | 2,812,687 | 425,682 | 3,238,368 |
| Change | 108,233 | 45,740 | 3,608 | 10,640 | -4,309 | 6,387 | 19,366 | -- | -- | -- | -- | -- | 55,333 | -- | 295,693 | -713 | 294,980 |
| Change, % | 18.9% | 6.9% | 4.3% | 13.7% | -2.4% | 12.0% | 30.0% | -- | -- | -- | -- | -- | 9.8% | -- | 11.7% | -0.2% | 10.0% |

| TENERIFE | | | | | | | | | | | | | | | | | |
|-----------|----------------|---------|---------|---------|-------------|---------|---------|-------------|---------|---------|--------|--------|---------|--------|---------------|----------|-----------|
| | United Kingdom | Germany | Belgium | France | Netherlands | Ireland | Italy | Switzerland | Denmark | Finland | Norway | Sweden | Nordics | Others | International | Mainland | TOTAL |
| 2016 | 1,671,547 | 534,028 | 158,571 | 142,226 | 141,171 | 100,272 | 155,966 | n.d. | n.d. | n.d. | n.d. | n.d. | 267,504 | n.d. | 3,603,654 | 516,514 | 4,120,167 |
| 2017 | 1,804,732 | 543,137 | 166,145 | 153,506 | 138,447 | 109,801 | 174,314 | n.d. | n.d. | n.d. | n.d. | n.d. | 292,095 | n.d. | 3,861,854 | 572,344 | 4,434,198 |
| Change | 133,185 | 9,109 | 7,574 | 11,280 | -2,724 | 9,529 | 18,348 | -- | -- | -- | -- | -- | 24,591 | -- | 258,200 | 55,830 | 314,031 |
| Change, % | 8.0% | 1.7% | 4.8% | 7.9% | -1.9% | 9.5% | 11.8% | -- | -- | -- | -- | -- | 9.2% | -- | 7.2% | 10.8% | 7.6% |


| LA PALMA | | | | | | | | | | | | | | | | | |
|-----------|----------------|---------|---------|--------|-------------|---------|-------|-------------|---------|---------|--------|--------|---------|--------|---------------|----------|---------|
| | United Kingdom | Germany | Belgium | France | Netherlands | Ireland | Italy | Switzerland | Denmark | Finland | Norway | Sweden | Nordics | Others | International | Mainland | TOTAL |
| 2016 | 18,245 | 64,449 | 5,135 | 8,141 | 17,830 | 591 | 1,094 | n.d. | n.d. | n.d. | n.d. | n.d. | 3,211 | 11,204 | 129,897 | 39,066 | 168,965 |
| 2017 | 29,214 | 70,378 | 5,915 | 14,066 | 19,689 | 621 | 1,623 | n.d. | n.d. | n.d. | n.d. | n.d. | 14,787 | 18,600 | 174,892 | 39,785 | 214,677 |
| Change | 10,969 | 5,929 | 780 | 5,925 | 1,859 | 30 | 529 | -- | -- | -- | -- | -- | 11,576 | -- | 44,995 | 719 | 45,712 |
| Change, % | 60.1% | 9.2% | 15.2% | 72.8% | 10.4% | 5.1% | 48.4% | -- | -- | -- | -- | -- | 360.5% | -- | 34.6% | 1.8% | 27.1% |

Source: Frontur (ISTAC). Tourist arrivals by air.

Note: on the result of the estimated Canary Islands total arrivals, tourists from La Gomera and El Hierro are included.

International tourist arrivals in Spain (INE)

September 2017



BY COUNTRY OF RESIDENCE

Monthly

| | UK | Germany | Belgium | France | Netherlands | Ireland | Italy | Switzerland | Denmark | Finland | Norway | Sweden | Nordics | Russia | Portugal | Austria | Others | INTERNATIONAL |
|-----------|-----------|-----------|---------|---------|-------------|---------|---------|-------------|---------|---------|---------|---------|---------|---------|----------|---------|-----------|---------------|
| Sep-16 | 1,995,183 | 1,292,163 | 216,837 | 976,503 | 321,168 | 220,140 | 345,530 | 169,488 | 55,369 | 69,777 | 127,876 | 156,857 | 409,879 | 129,200 | 209,792 | 89,925 | 1,546,991 | 7,932,607 |
| Sep-17 | 2,158,423 | 1,411,770 | 277,266 | 971,624 | 377,790 | 221,662 | 386,157 | 201,478 | 116,342 | 69,414 | 126,331 | 194,780 | 506,867 | 149,302 | 211,329 | 119,563 | 1,835,284 | 8,835,228 |
| Change | 163,240 | 119,607 | 60,429 | -4,879 | 56,622 | 1,522 | 40,627 | 31,990 | 60,973 | -363 | -1,545 | 37,923 | 96,988 | 20,102 | 1,537 | 29,638 | 288,293 | 902,621 |
| Change, % | 8.2% | 9.3% | 27.9% | -0.5% | 17.6% | 0.7% | 11.8% | 18.9% | 110.1% | -0.5% | -1.2% | 24.2% | 23.7% | 15.6% | 0.7% | 33.0% | 18.6% | 11.4% |

Year-to-date

| | UK | Germany | Belgium | France | Netherlands | Ireland | Italy | Switzerland | Denmark | Finland | Norway | Sweden | Nordics | Russia | Portugal | Austria | Others | INTERNATIONAL |
|-----------|------------|-----------|---------|-----------|-------------|-----------|-----------|-------------|-----------|----------|-----------|-----------|-----------|---------|-----------|---------|--------|---------------|
| Jan-Sep16 | 14,273,044 | 8,926,615 | ##### | 9,183,648 | 2,764,739 | 1,453,158 | 3,179,222 | 1,301,294 | 859,183 | 542,214 | 923,286 | 1,499,505 | 3,824,188 | 840,087 | 1,580,965 | 766,076 | ##### | 60,088,578 |
| Jan-Sep17 | 15,390,061 | 9,592,874 | ##### | 9,322,959 | 3,013,848 | 1,688,955 | 3,404,071 | 1,614,731 | 1,102,578 | 412,548 | 1,168,019 | 1,754,025 | 4,437,170 | 961,977 | 1,699,986 | 786,543 | ##### | 66,137,797 |
| Change | 1,117,017 | 666,259 | 121,304 | 139,311 | 249,109 | 235,797 | 224,849 | 313,437 | 243,395 | -129,666 | 244,733 | 254,520 | 612,982 | 121,890 | 119,021 | 20,467 | ##### | 6,049,219 |
| Change, % | 7.8% | 7.5% | 6.4% | 1.5% | 9.0% | 16.2% | 7.1% | 24.1% | 28.3% | -23.9% | 26.5% | 17.0% | 16.0% | 14.5% | 7.5% | 2.7% | 21.1% | 10.1% |

BY AUTONOMOUS COMMUNITY

Monthly


| | Canary Islands | Andalusia | Aragon | Asturias | Balearic Islands | Cantabria | C. y Leon | C. La Mancha | Catalonia | Valencian Region | Extremadura | Galicia | Madrid | Murcia | Navarre | Basque Country | La Rioja | SPAIN |
|-----------|----------------|-----------|--------|----------|------------------|-----------|-----------|--------------|-----------|------------------|-------------|---------|---------|--------|---------|----------------|----------|-----------|
| Sep-16 | 994,235 | 1,117,892 | 56,148 | 38,822 | 1,861,414 | 45,692 | 155,882 | 21,727 | 1,876,937 | 779,057 | 33,791 | 99,596 | 581,127 | 75,391 | 39,160 | 141,016 | 14,644 | 7,932,607 |
| Sep-17 | 1,111,362 | 1,310,843 | 65,199 | 34,232 | 2,009,168 | 50,780 | 135,683 | 21,485 | 1,990,995 | 972,855 | 34,815 | 168,970 | 637,787 | 80,889 | 24,695 | 163,455 | 19,790 | 8,835,228 |
| Change | 117,127 | 192,951 | 9,051 | -4,590 | 147,754 | 5,088 | -20,199 | -242 | 114,058 | 193,798 | 1,024 | 69,374 | 56,660 | 5,498 | -14,465 | 22,439 | 5,146 | 902,621 |
| Change, % | 11.8% | 17.3% | 16.1% | -11.8% | 7.9% | 11.1% | -13.0% | -1.1% | 6.1% | 24.9% | 3.0% | 69.7% | 9.8% | 7.3% | -36.9% | 15.9% | 35.1% | 11.4% |

Year-to-date

| | Canary Islands | Andalusia | Aragon | Asturias | Balearic Islands | Cantabria | C. y Leon | C. La Mancha | Catalonia | Valencian Region | Extremadura | Galicia | Madrid | Murcia | Navarre | Basque Country | La Rioja | SPAIN |
|-----------|----------------|-----------|---------|----------|------------------|-----------|-----------|--------------|------------|------------------|-------------|-----------|-----------|---------|---------|----------------|----------|------------|
| Jan-Sep16 | 9,576,666 | 8,451,563 | 487,227 | 238,779 | 11,501,100 | 324,358 | 963,095 | 182,901 | 14,609,840 | 6,225,828 | 194,099 | 827,209 | 4,312,110 | 727,986 | 238,428 | 1,102,243 | 115,919 | 60,088,578 |
| Jan-Sep17 | 10,407,828 | 9,329,119 | 454,489 | 248,706 | 12,258,076 | 353,536 | 1,201,517 | 185,721 | 15,746,711 | 7,254,925 | 293,828 | 1,020,902 | 5,058,294 | 769,241 | 278,295 | 1,177,834 | 90,893 | 66,137,797 |
| Change | 831,162 | 877,556 | -32,738 | 9,927 | 756,976 | 29,178 | 238,422 | 2,820 | 1,136,871 | 1,029,097 | 99,729 | 193,693 | 746,184 | 41,255 | 39,867 | 75,591 | -25,026 | 6,049,219 |
| Change, % | 8.7% | 10.4% | -6.7% | 4.2% | 6.6% | 9.0% | 24.8% | 1.5% | 7.8% | 16.5% | 51.4% | 23.4% | 17.3% | 5.7% | 16.7% | 6.9% | -21.6% | 10.1% |

Tourist arrivals in the Canary Islands (ISTAC)

September 2017



Number of tourists by holiday package booking

September 2017

| | Book | Do not book | TOTAL | % Book | % Do not book |
|-------------------------|---------|-------------|-----------|--------|---------------|
| International | 416,509 | 208,696 | 1,109,860 | 37.5% | 18.8% |
| - Germany | 133,011 | 28,095 | 256,016 | 52.0% | 11.0% |
| - Netherlands | 19,788 | 4,495 | 49,365 | 40.1% | 9.1% |
| - Ireland | 12,133 | 11,592 | 49,548 | 24.5% | 23.4% |
| - Nordics | 11,424 | 11,008 | 37,381 | 30.6% | 29.4% |
| - United Kingdom | 181,964 | 94,155 | 473,430 | 38.4% | 19.9% |
| - Switzerland | 7,480 | 6,203 | 31,197 | 24.0% | 19.9% |
| - Others | 50,710 | 53,147 | 212,924 | 23.8% | 25.0% |
| Spanish Mainland | 40,741 | 58,464 | 160,546 | 25.4% | 36.4% |
| TOTAL | 457,250 | 267,160 | 1,270,406 | 36.0% | 21.0% |

January - September 2017

| | Book | Do not book | TOTAL | % Book | % Do not book |
|-------------------------|-----------|-------------|------------|--------|---------------|
| International | 6,359,812 | 3,623,561 | 10,468,029 | 60.8% | 34.6% |
| - Germany | 1,636,132 | 509,914 | 2,240,957 | 73.0% | 22.8% |
| - Netherlands | 348,069 | 104,007 | 477,157 | 72.9% | 21.8% |
| - Ireland | 139,570 | 242,682 | 408,074 | 34.2% | 59.5% |
| - Nordics | 757,764 | 296,858 | 1,069,569 | 70.8% | 27.8% |
| - United Kingdom | 2,325,419 | 1,496,210 | 4,018,940 | 57.9% | 37.2% |
| - Switzerland | 116,977 | 86,660 | 221,150 | 52.9% | 39.2% |
| - Others | 1,035,882 | 887,231 | 2,032,180 | 51.0% | 43.7% |
| Spanish Mainland | 474,946 | 794,980 | 1,331,266 | 35.7% | 59.7% |
| TOTAL | 6,834,759 | 4,418,540 | 11,799,295 | 57.9% | 37.4% |

Share of tourists by accommodation type

September 2017

| | Hotels | Rental | Property | Cruise | Others |
|-------------------------|--------|--------|----------|--------|--------|
| International | 81.5% | 8.5% | 2.0% | 0.8% | 7.2% |
| - Germany | 86.8% | 5.4% | 1.7% | 3.3% | 2.8% |
| - Netherlands | 89.6% | 7.3% | 0.9% | 0.2% | 2.1% |
| - Ireland | 79.0% | 17.0% | 1.0% | 0.0% | 2.9% |
| - Nordics | 74.1% | 10.5% | 3.7% | 0.0% | 11.7% |
| - United Kingdom | 80.2% | 9.2% | 2.2% | 0.0% | 8.5% |
| - Switzerland | 81.3% | 10.2% | 1.8% | 1.2% | 5.5% |
| - Others | 78.3% | 8.1% | 2.1% | 0.1% | 11.3% |
| Spanish Mainland | 72.5% | 9.8% | 1.7% | 0.0% | 16.0% |
| TOTAL | 80.4% | 8.6% | 1.9% | 0.7% | 8.3% |

January - September 2017


| | Hotels | Rental | Property | Cruise | Others |
|-------------------------|--------|--------|----------|--------|--------|
| International | 80.6% | 9.1% | 2.3% | 1.4% | 6.5% |
| - Germany | 80.5% | 8.3% | 2.5% | 5.1% | 3.7% |
| - Netherlands | 84.6% | 10.7% | 0.9% | 0.5% | 3.3% |
| - Ireland | 78.1% | 14.2% | 2.2% | 0.1% | 5.4% |
| - Nordics | 82.3% | 9.8% | 2.6% | 0.3% | 5.1% |
| - United Kingdom | 81.4% | 8.3% | 2.3% | 0.6% | 7.4% |
| - Switzerland | 82.0% | 9.8% | 2.5% | 0.5% | 5.3% |
| - Others | 77.7% | 9.8% | 2.5% | 0.3% | 9.8% |
| Spanish Mainland | 69.6% | 10.9% | 1.9% | 0.4% | 17.2% |
| TOTAL | 79.4% | 9.3% | 2.3% | 1.3% | 7.7% |

Source: Frontur (ISTAC). Tourist arrivals by air.

Note: on the result of the estimated Canary Islands total arrivals, tourists from La Gomera and El Hierro are included.

Tourist arrivals in the Canary Islands (ISTAC)

September 2017



Number of tourists by holiday package booking and island of stay

| September 2017 | | | | | | | |
|-----------------------|--------------------|----------------|----------------|----------------|----------------|----------------|------------------|
| | Lanzarote | Fuerteventura | Gran Canaria | Tenerife | La Palma | CANARY ISLANDS | |
| Book | Total | 87,895 | 85,234 | 129,361 | 158,185 | 4,111 | 457,250 |
| | - International | 80,874 | 82,449 | 117,549 | 138,317 | 3,564 | 416,509 |
| | - Spanish Mainland | 7,022 | 2,786 | 11,812 | 19,868 | 546 | 40,741 |
| Do not book | Total | 55,263 | 27,859 | 84,189 | 102,536 | 4,638 | 267,160 |
| | - International | 46,022 | 22,441 | 57,946 | 83,469 | 2,692 | 208,696 |
| | - Spanish Mainland | 9,241 | 5,418 | 26,243 | 19,067 | 1,946 | 58,464 |
| TOTAL | All markets | 250,695 | 186,175 | 351,615 | 483,121 | 23,580 | 1,270,406 |
| | - International | 225,370 | 172,000 | 294,404 | 417,001 | 17,954 | 1,109,860 |
| | - Spanish Mainland | 25,325 | 14,175 | 57,211 | 66,120 | 5,626 | 160,546 |
| % book package | Total | 35.1% | 45.8% | 36.8% | 32.7% | 17.4% | 36.0% |
| | - International | 35.9% | 47.9% | 39.9% | 33.2% | 19.9% | 37.5% |
| | - Spanish Mainland | 27.7% | 19.7% | 20.6% | 30.0% | 9.7% | 25.4% |

| January - September 2017 | | | | | | | |
|--------------------------|--------------------|------------------|------------------|------------------|------------------|----------------|-------------------|
| | Lanzarote | Fuerteventura | Gran Canaria | Tenerife | La Palma | CANARY ISLANDS | |
| Book | Total | 1,381,406 | 1,313,861 | 1,992,357 | 2,411,241 | 147,163 | 6,834,759 |
| | - International | 1,305,806 | 1,271,390 | 1,862,837 | 2,170,062 | 134,434 | 6,359,812 |
| | - Spanish Mainland | 75,602 | 42,472 | 129,519 | 241,179 | 12,730 | 474,946 |
| Do not book | Total | 844,360 | 404,095 | 1,182,932 | 1,973,486 | 119,722 | 4,418,540 |
| | - International | 726,158 | 332,232 | 888,292 | 1,650,616 | 88,057 | 3,623,561 |
| | - Spanish Mainland | 118,201 | 71,861 | 294,642 | 322,871 | 31,664 | 794,980 |
| TOTAL | All markets | 2,333,302 | 1,791,036 | 3,313,352 | 4,607,128 | 281,717 | 11,799,295 |
| | - International | 2,130,440 | 1,670,732 | 2,870,038 | 4,015,893 | 234,190 | 10,468,029 |
| | - Spanish Mainland | 202,864 | 120,302 | 443,316 | 591,234 | 47,528 | 1,331,266 |
| % book package | Total | 59.2% | 73.4% | 60.1% | 52.3% | 52.2% | 57.9% |
| | - International | 61.3% | 76.1% | 64.9% | 54.0% | 57.4% | 60.8% |
| | - Spanish Mainland | 37.3% | 35.3% | 29.2% | 40.8% | 26.8% | 35.7% |

Share of tourists by accommodation type and island of stay

| September 2017 | | | | | | | |
|-------------------------|-----------|---------------|--------------|----------|----------|----------------|--------------|
| | Lanzarote | Fuerteventura | Gran Canaria | Tenerife | La Palma | CANARY ISLANDS | |
| International | Hotels | 74.2% | 88.7% | 81.3% | 81.7% | 68.6% | 81.5% |
| | Rental | 17.6% | 5.3% | 8.0% | 4.6% | 19.4% | 8.5% |
| | Property | 1.1% | 2.0% | 1.1% | 2.9% | 3.9% | 2.0% |
| | Cruise | 1.0% | 0.0% | 3.1% | 0.5% | 0.1% | 0.8% |
| | Others | 6.1% | 3.9% | 6.5% | 10.2% | 8.0% | 7.2% |
| Spanish Mainland | Hotels | 80.9% | 65.6% | 65.5% | 75.6% | 75.4% | 72.5% |
| | Rental | 5.8% | 16.6% | 11.5% | 8.2% | 11.3% | 9.8% |
| | Property | 1.0% | 2.2% | 1.7% | 2.0% | 1.4% | 1.7% |
| | Cruise | 0.0% | 0.0% | 0.0% | 0.0% | 0.0% | 0.0% |
| | Others | 12.4% | 15.6% | 21.3% | 14.2% | 11.9% | 16.0% |
| TOTAL | Hotels | 74.9% | 87.0% | 78.7% | 80.9% | 70.2% | 80.4% |
| | Rental | 16.4% | 6.2% | 8.6% | 5.1% | 17.5% | 8.6% |
| | Property | 1.0% | 2.0% | 1.2% | 2.8% | 3.3% | 1.9% |
| | Cruise | 0.9% | 0.0% | 2.6% | 0.5% | 0.1% | 0.7% |
| | Others | 6.7% | 4.8% | 8.9% | 10.8% | 8.9% | 8.3% |

| January - September 2017 | | | | | | | |
|--------------------------|-----------|---------------|--------------|----------|----------|----------------|--------------|
| | Lanzarote | Fuerteventura | Gran Canaria | Tenerife | La Palma | CANARY ISLANDS | |
| International | Hotels | 78.1% | 83.1% | 75.9% | 78.5% | 54.8% | 80.6% |
| | Rental | 12.1% | 7.0% | 10.9% | 5.9% | 18.2% | 9.1% |
| | Property | 1.2% | 1.5% | 1.8% | 3.3% | 4.0% | 2.3% |
| | Cruise | 4.5% | 5.7% | 5.0% | 3.0% | 18.1% | 1.4% |
| | Others | 4.1% | 2.7% | 6.4% | 9.2% | 4.9% | 6.5% |
| Spanish Mainland | Hotels | 78.7% | 68.2% | 63.5% | 71.0% | 60.2% | 69.6% |
| | Rental | 5.4% | 13.6% | 13.6% | 9.4% | 19.4% | 10.9% |
| | Property | 1.5% | 2.7% | 1.7% | 1.8% | 2.5% | 1.9% |
| | Cruise | 0.9% | 1.4% | 0.4% | 0.8% | 3.8% | 0.4% |
| | Others | 13.4% | 14.1% | 20.9% | 16.9% | 14.0% | 17.2% |
| TOTAL | Hotels | 78.2% | 82.1% | 74.3% | 77.6% | 55.7% | 79.4% |
| | Rental | 11.5% | 7.5% | 11.3% | 6.3% | 18.4% | 9.3% |
| | Property | 1.3% | 1.6% | 1.7% | 3.2% | 3.7% | 2.3% |
| | Cruise | 4.2% | 5.4% | 4.4% | 2.8% | 15.7% | 1.3% |
| | Others | 4.9% | 3.5% | 8.3% | 10.2% | 6.5% | 7.7% |

Source: Frontur (ISTAC). Tourist arrivals by air.

Note: in the islands are included tourists who have chosen the island as the main destination of their trip or as a secondary destination.