

Tourist arrivals in the Canary Islands (ISTAC)

September 2021 (vs. 2019)



CANARY ISLANDS

| | United Kingdom | Germany | Belgium | France | Netherlands | Ireland | Italy | Switzerland | Denmark | Finland | Norway | Sweden | Nordics | Others | International | Mainland | TOTAL |
|-----------|----------------|---------|---------|--------|-------------|---------|--------|-------------|---------|---------|--------|--------|---------|---------|---------------|----------|-----------|
| 2019 | 404,490 | 187,037 | 29,538 | 40,566 | 45,215 | 53,376 | 37,857 | 17,308 | 8,567 | 1,470 | 12,689 | 11,240 | 33,966 | 91,929 | 941,281 | 187,101 | 1,128,382 |
| 2021 | 180,876 | 140,514 | 29,266 | 36,807 | 44,808 | 26,879 | 32,883 | 7,332 | 7,315 | 1,240 | 2,913 | 4,513 | 15,981 | 73,865 | 589,213 | 208,439 | 797,652 |
| Change | -223,614 | -46,523 | -272 | -3,759 | -407 | -26,497 | -4,974 | -9,976 | -1,252 | -230 | -9,776 | -6,727 | -17,985 | -18,064 | -352,068 | 21,338 | -330,730 |
| Change, % | -55.3% | -24.9% | -0.9% | -9.3% | -0.9% | -49.6% | -13.1% | -57.6% | -14.6% | -15.6% | -77.0% | -59.8% | -53.0% | -19.6% | -37.4% | 11.4% | -29.3% |

LANZAROTE

| | United Kingdom | Germany | Belgium | France | Netherlands | Ireland | Italy | Switzerland | Denmark | Finland | Norway | Sweden | Nordics | Others | International | Mainland | TOTAL |
|-----------|----------------|---------|---------|--------|-------------|---------|-------|-------------|---------|---------|--------|--------|---------|--------|---------------|----------|---------|
| 2019 | 118,462 | 20,637 | 4,164 | 8,563 | 5,912 | 29,247 | 4,525 | - | - | - | - | - | 2,193 | 10,585 | 204,287 | 31,247 | 235,534 |
| 2021 | 48,206 | 13,165 | 2,660 | 8,630 | 4,839 | 13,257 | 5,099 | - | - | - | - | - | 2,029 | 6,553 | 104,440 | 47,544 | 151,984 |
| Change | -70,256 | -7,472 | -1,504 | 67 | -1,073 | -15,990 | 574 | - | - | - | - | - | -164 | -4,032 | -99,847 | 16,297 | -83,550 |
| Change, % | -59.3% | -36.2% | -36.1% | 0.8% | -18.1% | -54.7% | 12.7% | - | - | - | - | - | -7.5% | -38.1% | -48.9% | 52.2% | -35.5% |

FUERTEVENTURA

| | United Kingdom | Germany | Belgium | France | Netherlands | Ireland | Italy | Switzerland | Denmark | Finland | Norway | Sweden | Nordics | Others | International | Mainland | TOTAL |
|-----------|----------------|---------|---------|--------|-------------|---------|--------|-------------|---------|---------|--------|--------|---------|--------|---------------|----------|---------|
| 2019 | 35,505 | 56,325 | 993 | 9,692 | 4,061 | 2,648 | 9,750 | - | - | - | - | - | 1,962 | 16,668 | 137,603 | 16,453 | 154,056 |
| 2021 | 19,563 | 44,685 | 1,253 | 6,060 | 3,638 | 1,651 | 7,110 | - | - | - | - | - | 1,437 | 12,801 | 98,198 | 20,178 | 118,375 |
| Change | -15,942 | -11,640 | 260 | -3,632 | -423 | -997 | -2,640 | - | - | - | - | - | -525 | -3,867 | -39,405 | 3,725 | -35,681 |
| Change, % | -44.9% | -20.7% | 26.2% | -37.5% | -10.4% | -37.7% | -27.1% | - | - | - | - | - | -26.8% | -23.2% | -28.6% | 22.6% | -23.2% |

GRAN CANARIA

| | United Kingdom | Germany | Belgium | France | Netherlands | Ireland | Italy | Switzerland | Denmark | Finland | Norway | Sweden | Nordics | Others | International | Mainland | TOTAL |
|-----------|----------------|---------|---------|--------|-------------|---------|--------|-------------|---------|---------|--------|--------|---------|---------|---------------|----------|---------|
| 2019 | 71,538 | 52,437 | 8,850 | 6,864 | 20,001 | 7,614 | 9,068 | - | - | - | - | - | 22,960 | 31,803 | 231,137 | 60,720 | 291,858 |
| 2021 | 27,656 | 38,616 | 8,179 | 6,999 | 19,603 | 3,717 | 5,866 | - | - | - | - | - | 10,532 | 20,793 | 141,960 | 53,074 | 195,034 |
| Change | -43,882 | -13,821 | -671 | 135 | -398 | -3,897 | -3,202 | - | - | - | - | - | -12,428 | -11,010 | -89,177 | -7,646 | -96,824 |
| Change, % | -61.3% | -26.4% | -7.6% | 2.0% | -2.0% | -51.2% | -35.3% | - | - | - | - | - | -54.1% | -34.6% | -38.6% | -12.6% | -33.2% |

TENERIFE

| | United Kingdom | Germany | Belgium | France | Netherlands | Ireland | Italy | Switzerland | Denmark | Finland | Norway | Sweden | Nordics | Others | International | Mainland | TOTAL |
|-----------|----------------|---------|---------|--------|-------------|---------|--------|-------------|---------|---------|--------|--------|---------|--------|---------------|----------|----------|
| 2019 | 176,672 | 48,607 | 15,513 | 15,338 | 13,320 | 13,752 | 15,393 | - | - | - | - | - | 6,743 | 50,827 | 356,165 | 76,075 | 432,241 |
| 2021 | 84,470 | 39,381 | 16,110 | 15,998 | 16,346 | 8,220 | 15,340 | - | - | - | - | - | 2,010 | 41,055 | 238,930 | 84,830 | 323,760 |
| Change | -92,202 | -9,226 | 597 | 660 | 3,026 | -5,532 | -53 | - | - | - | - | - | -4,733 | -9,772 | -117,235 | 8,755 | -108,481 |
| Change, % | -52.2% | -19.0% | 3.8% | 4.3% | 22.7% | -40.2% | -0.3% | - | - | - | - | - | -70.2% | -19.2% | -32.9% | 11.5% | -25.1% |

LA PALMA


| | United Kingdom | Germany | Belgium | France | Netherlands | Ireland | Italy | Switzerland | Denmark | Finland | Norway | Sweden | Nordics | Others | International | Mainland | TOTAL |
|-----------|----------------|---------|---------|--------|-------------|---------|--------|-------------|---------|---------|--------|--------|---------|--------|---------------|----------|--------|
| 2019 | 1,880 | 6,742 | 582 | 421 | 2,023 | 237 | 225 | - | - | - | - | - | 138 | 2,651 | 14,899 | 6,208 | 21,107 |
| 2021 | 790 | 2,870 | 414 | 311 | 640 | 0 | 151 | - | - | - | - | - | 5 | 1,142 | 6,323 | 12,081 | 18,405 |
| Change | -1,090 | -3,872 | -168 | -110 | -1,383 | -237 | -74 | - | - | - | - | - | -133 | -1,509 | -8,576 | 5,873 | -2,702 |
| Change, % | -58.0% | -57.4% | -28.9% | -26.1% | -68.4% | -100.0% | -32.9% | - | - | - | - | - | -96.4% | -56.9% | -57.6% | 94.6% | -12.8% |

Source: Frontur (ISTAC). Tourist arrivals by air.

Note: on the result of the estimated Canary Islands total arrivals, tourists from La Gomera and El Hierro are included. Only main tourists are taken into account in each island.

Tourist arrivals in the Canary Islands (ISTAC)

January - September 2021 (vs. 2019)



CANARY ISLANDS

| | United Kingdom | Germany | Belgium | France | Netherlands | Ireland | Italy | Switzerland | Denmark | Finland | Norway | Sweden | Nordics | Others | International | Mainland | TOTAL |
|-----------|----------------|------------|----------|----------|-------------|----------|----------|-------------|----------|----------|----------|----------|----------|----------|---------------|-----------|------------|
| 2019 | 3,746,502 | 1,898,434 | 304,097 | 451,515 | 430,732 | 458,287 | 344,472 | 179,402 | 199,599 | 148,588 | 277,844 | 334,446 | 960,477 | 869,426 | 9,643,337 | 1,565,713 | 11,209,051 |
| 2021 | 421,006 | 620,003 | 130,845 | 273,649 | 146,795 | 78,634 | 162,821 | 54,491 | 35,489 | 2,780 | 9,015 | 33,493 | 80,777 | 397,839 | 2,366,857 | 1,017,865 | 3,384,722 |
| Change | -3,325,496 | -1,278,431 | -173,252 | -177,866 | -283,937 | -379,653 | -181,651 | -124,911 | -164,110 | -145,808 | -268,829 | -300,953 | -879,700 | -471,587 | -7,276,480 | -547,848 | -7,824,329 |
| Change, % | -88.8% | -67.3% | -57.0% | -39.4% | -65.9% | -82.8% | -52.7% | -69.6% | -82.2% | -98.1% | -96.8% | -90.0% | -91.6% | -54.2% | -75.5% | -35.0% | -69.8% |

LANZAROTE

| | United Kingdom | Germany | Belgium | France | Netherlands | Ireland | Italy | Switzerland | Denmark | Finland | Norway | Sweden | Nordics | Others | International | Mainland | TOTAL |
|-----------|----------------|----------|---------|---------|-------------|----------|---------|-------------|---------|---------|--------|--------|---------|---------|---------------|----------|------------|
| 2019 | 1,079,813 | 283,033 | 39,986 | 122,474 | 70,482 | 248,436 | 52,009 | - | - | - | - | - | 59,861 | 114,934 | 2,071,018 | 247,108 | 2,318,125 |
| 2021 | 117,575 | 73,761 | 12,332 | 63,095 | 15,885 | 39,171 | 22,745 | - | - | - | - | - | 9,033 | 32,617 | 386,219 | 212,090 | 598,307 |
| Change | -962,238 | -209,272 | -27,654 | -59,379 | -54,597 | -209,265 | -29,264 | -- | -- | -- | -- | -- | -50,828 | -82,317 | -1,684,799 | -35,018 | -1,719,818 |
| Change, % | -89.1% | -73.9% | -69.2% | -48.5% | -77.5% | -84.2% | -56.3% | -- | -- | -- | -- | -- | -84.9% | -71.6% | -81.4% | -14.2% | -74.2% |

FUERTEVENTURA

| | United Kingdom | Germany | Belgium | France | Netherlands | Ireland | Italy | Switzerland | Denmark | Finland | Norway | Sweden | Nordics | Others | International | Mainland | TOTAL |
|-----------|----------------|----------|---------|---------|-------------|---------|---------|-------------|---------|---------|--------|--------|---------|---------|---------------|----------|-----------|
| 2019 | 384,301 | 557,071 | 11,959 | 88,306 | 37,723 | 26,686 | 71,044 | - | - | - | - | - | 53,398 | 151,362 | 1,381,851 | 137,808 | 1,519,658 |
| 2021 | 44,635 | 210,550 | 6,117 | 44,907 | 13,483 | 4,749 | 37,615 | - | - | - | - | - | 15,086 | 66,662 | 443,806 | 110,137 | 553,941 |
| Change | -339,666 | -346,521 | -5,842 | -43,399 | -24,240 | -21,937 | -33,429 | -- | -- | -- | -- | -- | -38,312 | -84,700 | -938,045 | -27,671 | -965,717 |
| Change, % | -88.4% | -62.2% | -48.9% | -49.1% | -64.3% | -82.2% | -47.1% | -- | -- | -- | -- | -- | -71.7% | -56.0% | -67.9% | -20.1% | -63.5% |

GRAN CANARIA

| | United Kingdom | Germany | Belgium | France | Netherlands | Ireland | Italy | Switzerland | Denmark | Finland | Norway | Sweden | Nordics | Others | International | Mainland | TOTAL |
|-----------|----------------|----------|---------|---------|-------------|---------|---------|-------------|---------|---------|--------|--------|----------|----------|---------------|----------|------------|
| 2019 | 589,332 | 615,774 | 81,306 | 74,097 | 173,843 | 59,665 | 75,434 | - | - | - | - | - | 599,350 | 308,029 | 2,576,828 | 518,634 | 3,095,463 |
| 2021 | 66,252 | 193,688 | 32,122 | 48,221 | 61,825 | 10,274 | 29,383 | - | - | - | - | - | 44,981 | 119,003 | 605,747 | 269,670 | 875,418 |
| Change | -523,080 | -422,086 | -49,184 | -25,876 | -112,018 | -49,391 | -46,051 | -- | -- | -- | -- | -- | -554,369 | -189,026 | -1,971,081 | -248,964 | -2,220,045 |
| Change, % | -88.8% | -68.5% | -60.5% | -34.9% | -64.4% | -82.8% | -61.0% | -- | -- | -- | -- | -- | -92.5% | -61.4% | -76.5% | -48.0% | -71.7% |

TENERIFE

| | United Kingdom | Germany | Belgium | France | Netherlands | Ireland | Italy | Switzerland | Denmark | Finland | Norway | Sweden | Nordics | Others | International | Mainland | TOTAL |
|-----------|----------------|----------|---------|---------|-------------|----------|---------|-------------|---------|---------|--------|--------|----------|----------|---------------|----------|------------|
| 2019 | 1,695,450 | 550,199 | 164,817 | 166,591 | 135,835 | 125,713 | 153,153 | - | - | - | - | - | 241,701 | 495,569 | 3,729,026 | 661,687 | 4,390,715 |
| 2021 | 191,722 | 193,732 | 77,591 | 123,517 | 54,000 | 24,551 | 78,264 | - | - | - | - | - | 11,980 | 237,538 | 992,893 | 419,707 | 1,412,602 |
| Change | -1,503,728 | -356,467 | -87,226 | -43,074 | -81,835 | -101,162 | -74,889 | -- | -- | -- | -- | -- | -229,721 | -258,031 | -2,736,133 | -241,980 | -2,978,113 |
| Change, % | -88.7% | -64.8% | -52.9% | -25.9% | -60.2% | -80.5% | -48.9% | -- | -- | -- | -- | -- | -95.0% | -52.1% | -73.4% | -36.6% | -67.8% |

LA PALMA

| | United Kingdom | Germany | Belgium | France | Netherlands | Ireland | Italy | Switzerland | Denmark | Finland | Norway | Sweden | Nordics | Others | International | Mainland | TOTAL |
|-----------|----------------|---------|---------|--------|-------------|---------|--------|-------------|---------|---------|--------|--------|---------|---------|---------------|----------|----------|
| 2019 | 29,256 | 102,592 | 5,620 | 10,040 | 17,427 | 1,625 | 2,427 | - | - | - | - | - | 8,296 | 27,137 | 204,413 | 49,632 | 254,045 |
| 2021 | 2,511 | 34,848 | 1,820 | 2,912 | 2,507 | 141 | 935 | - | - | - | - | - | 374 | 8,209 | 54,257 | 52,112 | 106,369 |
| Change | -26,745 | -67,744 | -3,800 | -7,128 | -14,920 | -1,484 | -1,492 | -- | -- | -- | -- | -- | -7,922 | -18,928 | -150,156 | 2,480 | -147,676 |
| Change, % | -91.4% | -66.0% | -67.6% | -71.0% | -85.6% | -91.3% | -61.5% | -- | -- | -- | -- | -- | -95.5% | -69.7% | -73.5% | 5.0% | -58.1% |

Source: Frontur (ISTAC). Tourist arrivals by air.

Note: on the result of the estimated Canary Islands total arrivals, tourists from La Gomera and El Hierro are included. Only main tourists are taken into account in each island.

International tourist arrivals in Spain (INE)

September 2021



BY COUNTRY OF RESIDENCE

| Monthly | | | | | | | | | | | | | | | | | | |
|--------------|------------|-----------|---------|----------|-------------|----------|----------|-------------|---------|---------|---------|----------|----------|----------|----------|---------|------------|---------------|
| | UK | Germany | Belgium | France | Netherlands | Ireland | Italy | Switzerland | Denmark | Finland | Norway | Sweden | Nordics | Russia | Portugal | Austria | Others | INTERNATIONAL |
| September-19 | 2,094,377 | 1,265,644 | 267,754 | 984,031 | 375,562 | 253,182 | 431,263 | 199,550 | 113,512 | 39,502 | 129,135 | 198,252 | 480,401 | 165,380 | 256,227 | 118,006 | 1,926,236 | 8,845,152 |
| September-21 | 785,478 | 829,269 | 235,949 | 687,480 | 361,663 | 130,066 | 236,585 | 119,429 | 85,834 | 17,619 | 33,650 | 97,290 | 234,393 | 21,082 | 173,623 | 75,025 | 730,941 | 4,691,486 |
| Change | -1,308,899 | -436,375 | -31,805 | -296,551 | -13,899 | -123,116 | -194,678 | -80,121 | -27,678 | -21,883 | -95,485 | -100,962 | -246,008 | -144,298 | -82,604 | -42,981 | -1,195,295 | -4,153,666 |
| Change, % | -62.5% | -34.5% | -11.9% | -30.1% | -3.7% | -48.6% | -45.1% | -40.2% | -24.4% | -55.4% | -73.9% | -50.9% | -51.2% | -87.3% | -32.2% | -36.4% | -62.1% | -47.0% |

| Year-to-date | | | | | | | | | | | | | | | | | | |
|--------------|------------|------------|------------|------------|-------------|------------|------------|-------------|----------|----------|------------|------------|------------|-----------|------------|-----------|-------------|---------------|
| | UK | Germany | Belgium | France | Netherlands | Ireland | Italy | Switzerland | Denmark | Finland | Norway | Sweden | Nordics | Russia | Portugal | Austria | Others | INTERNATIONAL |
| Jan-Sep19 | 14,710,410 | 8,967,510 | 2,073,079 | 9,127,501 | 3,000,343 | 1,804,457 | 3,611,243 | 1,421,521 | 923,485 | 525,038 | 1,119,322 | 1,610,811 | 4,178,656 | 1,103,050 | 1,994,367 | 1,013,812 | 13,565,903 | 66,961,640 |
| Jan-Sep21 | 2,328,662 | 3,383,856 | 970,756 | 4,040,342 | 1,358,638 | 348,810 | 1,075,343 | 631,076 | 369,388 | 54,801 | 94,394 | 423,609 | 942,192 | 81,014 | 837,456 | 307,646 | 2,938,391 | 19,699,824 |
| Change | ##### | -5,583,654 | -1,102,323 | -5,087,159 | -1,641,705 | -1,455,647 | -2,535,900 | -790,445 | -554,097 | -470,237 | -1,024,928 | -1,187,202 | -3,236,464 | ##### | -1,156,911 | -706,166 | -10,627,512 | -47,261,816 |
| Change, % | -84.2% | -62.3% | -53.2% | -55.7% | -54.7% | -80.7% | -70.2% | -55.6% | -60.0% | -89.6% | -91.6% | -73.7% | -77.5% | -92.7% | -58.0% | -69.7% | -78.3% | -70.6% |


BY AUTONOMOUS COMMUNITY

| Monthly | | | | | | | | | | | | | | | | | | |
|--------------|----------------|-----------|---------|----------|----------------|-----------|-----------|--------------|------------|-----------------|-------------|---------|----------|---------|---------|----------------|----------|------------|
| | Canary Islands | Andalusia | Aragon | Asturias | Canary Islands | Cantabria | C. y Leon | C. La Mancha | Catalonia | Canarian Region | Extremadura | Galicia | Madrid | Murcia | Navarre | Basque Country | La Rioja | SPAIN |
| September-19 | 952,069 | 1,375,342 | 47,784 | 37,399 | 2,006,475 | 27,741 | 135,259 | 23,361 | 2,011,704 | 1,011,901 | 0 | 182,609 | 667,799 | 111,170 | 40,940 | 162,577 | 12,374 | 8,845,152 |
| September-21 | 611,161 | 687,383 | 30,442 | 29,326 | 1,167,388 | 17,104 | 61,585 | 15,138 | 867,500 | 641,452 | 30,266 | 101,823 | 258,039 | 62,280 | 13,823 | 91,334 | 0 | 4,691,486 |
| Change | -340,908 | -687,959 | -17,342 | -8,073 | -839,087 | -10,637 | -73,674 | -8,223 | -1,144,204 | -370,449 | 30,266 | -80,786 | -409,760 | -48,890 | -27,117 | -71,243 | -12,374 | -4,153,666 |
| Change, % | -35.8% | -50.0% | -36.3% | -21.6% | -41.8% | -38.3% | -54.5% | -35.2% | -56.9% | -36.6% | -- | -44.2% | -61.4% | -44.0% | -66.2% | -43.8% | -100.0% | -47.0% |

| Year-to-date | | | | | | | | | | | | | | | | | | |
|--------------|----------------|------------|----------|----------|----------------|-----------|-----------|--------------|-------------|-----------------|-------------|-----------|------------|----------|----------|----------------|----------|-------------|
| | Canary Islands | Andalusia | Aragon | Asturias | Canary Islands | Cantabria | C. y Leon | C. La Mancha | Catalonia | Canarian Region | Extremadura | Galicia | Madrid | Murcia | Navarre | Basque Country | La Rioja | SPAIN |
| Jan-Sep19 | 9,629,082 | 9,660,003 | 433,395 | 213,569 | 12,147,723 | 326,978 | 1,015,772 | 206,919 | 15,658,401 | 7,669,766 | 81,003 | 1,334,185 | 5,704,180 | 867,370 | 253,659 | 1,298,906 | 28,148 | 66,961,640 |
| Jan-Sep21 | 2,348,199 | 2,616,597 | 131,355 | 101,000 | 5,050,568 | 110,016 | 343,090 | 53,453 | 3,732,713 | 2,612,089 | 91,930 | 541,037 | 1,145,801 | 230,162 | 49,119 | 417,427 | 0 | 19,699,824 |
| Change | -7,280,883 | -7,043,406 | -302,040 | -112,569 | -7,097,155 | -216,962 | -672,682 | -153,466 | -11,925,688 | -5,057,677 | 10,927 | -793,148 | -4,558,379 | -637,208 | -204,540 | -881,479 | -28,148 | -47,261,816 |
| Change, % | -75.6% | -72.9% | -69.7% | -52.7% | -58.4% | -66.4% | -66.2% | -74.2% | -76.2% | -65.9% | 13.5% | -59.4% | -79.9% | -73.5% | -80.6% | -67.9% | -100.0% | -70.6% |

Tourist arrivals in the Canary Islands (ISTAC)

September 2021



Number of tourists by holiday package booking and country of residence

September 2021

| | Book | Do not book | TOTAL | % Book | % Do not book |
|-------------------------|---------|-------------|---------|--------|---------------|
| International | 334,975 | 254,238 | 589,211 | 56.9% | 43.1% |
| - Germany | 97,968 | 42,547 | 140,514 | 69.7% | 30.3% |
| - Netherlands | 36,995 | 7,814 | 44,808 | 82.6% | 17.4% |
| - Ireland | 6,840 | 20,039 | 26,879 | 25.4% | 74.6% |
| - Nordics | 11,807 | 4,174 | 15,981 | 73.9% | 26.1% |
| - United Kingdom | 102,981 | 77,895 | 180,876 | 56.9% | 43.1% |
| - Switzerland | 3,116 | 4,216 | 7,332 | 42.5% | 57.5% |
| - Others | 75,268 | 97,553 | 172,821 | 43.6% | 56.4% |
| Spanish Mainland | 32,658 | 175,781 | 208,439 | 15.7% | 84.3% |
| TOTAL | 367,633 | 430,019 | 797,650 | 46.1% | 53.9% |

January - September 2021

| | Book | Do not book | TOTAL | % Book | % Do not book |
|-------------------------|-----------|-------------|-----------|--------|---------------|
| International | 1,115,307 | 1,251,550 | 2,366,857 | 47.1% | 52.9% |
| - Germany | 358,365 | 261,639 | 620,003 | 57.8% | 42.2% |
| - Netherlands | 99,278 | 47,518 | 146,794 | 67.6% | 32.4% |
| - Ireland | 17,998 | 60,633 | 78,634 | 22.9% | 77.1% |
| - Nordics | 53,074 | 27,704 | 80,777 | 65.7% | 34.3% |
| - United Kingdom | 217,045 | 203,960 | 421,006 | 51.6% | 48.4% |
| - Switzerland | 17,310 | 37,182 | 54,491 | 31.8% | 68.2% |
| - Others | 352,237 | 612,914 | 965,152 | 36.5% | 63.5% |
| Spanish Mainland | 151,740 | 866,125 | 1,017,865 | 14.9% | 85.1% |
| TOTAL | 1,267,047 | 2,117,675 | 3,384,722 | 37.4% | 62.6% |

Share of tourists by accommodation type and country of residence

September 2021

| | Hotels and similar | Rental | Property | Cruise | Others |
|-------------------------|--------------------|--------|----------|--------|--------|
| International | 76.4% | 6.2% | 5.0% | 0.0% | 12.3% |
| - Germany | 81.9% | 5.0% | 4.5% | 0.1% | 8.6% |
| - Netherlands | 86.8% | 5.0% | 3.5% | 0.0% | 4.6% |
| - Ireland | 64.4% | 17.8% | 2.6% | 0.0% | 15.3% |
| - Nordics | 82.2% | 4.0% | 4.7% | 0.0% | 9.1% |
| - United Kingdom | 77.1% | 5.5% | 5.7% | 0.0% | 11.7% |
| - Switzerland | 67.2% | 12.1% | 6.2% | 0.0% | 14.5% |
| - Others | 70.4% | 6.5% | 5.4% | 0.1% | 17.6% |
| Spanish Mainland | 50.1% | 13.8% | 3.0% | 0.0% | 33.1% |
| TOTAL | 69.6% | 8.2% | 4.5% | 0.0% | 17.7% |

January - September 2021


| | Hotels and similar | Rental | Property | Cruise | Others |
|-------------------------|--------------------|--------|----------|--------|--------|
| International | 68.0% | 9.0% | 6.3% | 1.9% | 14.8% |
| - Germany | 65.7% | 8.5% | 7.3% | 7.1% | 11.4% |
| - Netherlands | 80.5% | 6.6% | 3.9% | 0.0% | 8.9% |
| - Ireland | 58.9% | 18.4% | 4.8% | 0.1% | 17.7% |
| - Nordics | 78.4% | 6.2% | 6.3% | 0.0% | 9.1% |
| - United Kingdom | 72.5% | 7.3% | 7.4% | 0.1% | 12.8% |
| - Switzerland | 67.2% | 12.1% | 6.0% | 0.2% | 14.5% |
| - Others | 65.5% | 9.7% | 5.8% | 0.1% | 19.0% |
| Spanish Mainland | 54.3% | 16.1% | 1.8% | 0.0% | 27.8% |
| TOTAL | 63.9% | 11.1% | 5.0% | 1.3% | 18.7% |

Source: Frontur (ISTAC). Tourist arrivals by air.

Note: on the result of the estimated Canary Islands total arrivals, tourists from La Gomera and El Hierro are included.

Tourist arrivals in the Canary Islands (ISTAC)

September 2021



Number of tourists by holiday package booking and island of stay

September 2021

| | | Lanzarote | Fuerteventura | Gran Canaria | Tenerife | La Palma | CANARY ISLANDS |
|-----------------------|--------------------|----------------|----------------|----------------|----------------|---------------|----------------|
| Book | Total | 63,287 | 65,278 | 94,267 | 139,367 | 3,974 | 367,633 |
| | - International | 54,522 | 62,161 | 87,336 | 126,865 | 2,232 | 334,975 |
| | - Spanish Mainland | 8,765 | 3,117 | 6,931 | 12,502 | 1,742 | 32,658 |
| Do not book | Total | 88,696 | 53,097 | 100,767 | 184,394 | 14,431 | 430,019 |
| | - International | 49,918 | 36,037 | 54,624 | 112,065 | 4,092 | 254,238 |
| | - Spanish Mainland | 38,778 | 17,060 | 46,143 | 72,329 | 10,339 | 175,781 |
| TOTAL | All markets | 151,984 | 118,375 | 195,034 | 323,760 | 18,405 | 797,650 |
| | - International | 104,440 | 98,198 | 141,960 | 238,930 | 6,324 | 589,211 |
| | - Spanish Mainland | 47,544 | 20,177 | 53,074 | 84,830 | 12,081 | 208,439 |
| % book package | Total | 41.6% | 55.1% | 48.3% | 43.0% | 21.6% | 46.1% |
| | - International | 52.2% | 63.3% | 61.5% | 53.1% | 35.3% | 56.9% |
| | - Spanish Mainland | 18.4% | 15.4% | 13.1% | 14.7% | 14.4% | 15.7% |

January - September 2021

| | | Lanzarote | Fuerteventura | Gran Canaria | Tenerife | La Palma | CANARY ISLANDS |
|-----------------------|--------------------|----------------|----------------|----------------|------------------|----------------|------------------|
| Book | Total | 224,924 | 276,126 | 361,969 | 463,783 | 33,411 | 1,267,047 |
| | - International | 188,219 | 263,349 | 336,573 | 390,682 | 25,792 | 1,115,307 |
| | - Spanish Mainland | 36,705 | 12,777 | 25,396 | 73,101 | 7,619 | 151,740 |
| Do not book | Total | 373,378 | 277,822 | 513,448 | 948,819 | 72,959 | 2,117,675 |
| | - International | 197,997 | 180,460 | 269,174 | 602,212 | 28,464 | 1,251,550 |
| | - Spanish Mainland | 175,381 | 97,362 | 244,274 | 346,607 | 44,495 | 866,125 |
| TOTAL | All markets | 598,306 | 553,945 | 875,419 | 1,412,602 | 106,369 | 3,384,722 |
| | - International | 386,217 | 443,808 | 605,747 | 992,894 | 54,255 | 2,366,857 |
| | - Spanish Mainland | 212,089 | 110,137 | 269,672 | 419,708 | 52,114 | 1,017,865 |
| % book package | Total | 37.6% | 49.8% | 41.3% | 32.8% | 31.4% | 37.4% |
| | - International | 48.7% | 59.3% | 55.6% | 39.3% | 47.5% | 47.1% |
| | - Spanish Mainland | 17.3% | 11.6% | 9.4% | 17.4% | 14.6% | 14.9% |

Share of tourists by accommodation type and island of stay

September 2021

| | | Lanzarote | Fuerteventura | Gran Canaria | Tenerife | La Palma | CANARY ISLANDS |
|-------------------------|----------|-----------|---------------|--------------|----------|----------|----------------|
| International | Hotels | 68.7% | 83.2% | 80.7% | 74.7% | 50.6% | 76.4% |
| | Rental | 14.9% | 8.6% | 4.6% | 2.4% | 21.3% | 6.2% |
| | Property | 4.5% | 3.3% | 2.9% | 7.2% | 7.5% | 5.0% |
| | Cruise | 0.1% | 0.0% | 0.0% | 0.1% | 0.6% | 0.0% |
| | Others | 11.8% | 4.8% | 11.8% | 15.7% | 20.0% | 12.3% |
| Spanish Mainland | Hotels | 48.7% | 54.0% | 50.6% | 48.4% | 55.8% | 50.1% |
| | Rental | 15.7% | 16.8% | 9.1% | 14.3% | 23.4% | 13.8% |
| | Property | 5.0% | 4.6% | 2.6% | 2.0% | 0.8% | 3.0% |
| | Cruise | 0.0% | 0.0% | 0.0% | 0.0% | 0.0% | 0.0% |
| | Others | 30.6% | 24.6% | 37.7% | 35.3% | 20.0% | 33.1% |
| TOTAL | Hotels | 62.5% | 78.3% | 72.5% | 67.8% | 54.0% | 69.6% |
| | Rental | 15.1% | 10.0% | 5.8% | 5.5% | 22.7% | 8.2% |
| | Property | 4.7% | 3.5% | 2.8% | 5.8% | 3.1% | 4.5% |
| | Cruise | 0.0% | 0.0% | 0.0% | 0.1% | 0.2% | 0.0% |
| | Others | 17.7% | 8.2% | 18.8% | 20.9% | 20.0% | 17.7% |

January - September 2021

| | | Lanzarote | Fuerteventura | Gran Canaria | Tenerife | La Palma | CANARY ISLANDS |
|-------------------------|----------|-----------|---------------|--------------|----------|----------|----------------|
| International | Hotels | 58.7% | 73.9% | 70.1% | 62.9% | 24.9% | 68.0% |
| | Rental | 17.0% | 12.6% | 5.9% | 5.5% | 15.0% | 9.0% |
| | Property | 4.1% | 3.3% | 4.0% | 9.2% | 5.4% | 6.3% |
| | Cruise | 6.5% | 4.3% | 7.3% | 3.1% | 33.8% | 1.9% |
| | Others | 13.7% | 5.9% | 12.7% | 19.3% | 20.9% | 14.8% |
| Spanish Mainland | Hotels | 53.8% | 53.2% | 54.4% | 54.7% | 56.0% | 54.3% |
| | Rental | 19.3% | 22.9% | 8.9% | 16.8% | 25.5% | 16.1% |
| | Property | 2.0% | 2.6% | 1.7% | 1.5% | 1.1% | 1.8% |
| | Cruise | 0.0% | 0.0% | 0.0% | 0.0% | 0.0% | 0.0% |
| | Others | 24.8% | 21.3% | 35.0% | 27.0% | 17.4% | 27.8% |
| TOTAL | Hotels | 57.0% | 69.8% | 65.3% | 60.5% | 40.2% | 63.9% |
| | Rental | 17.8% | 14.6% | 6.8% | 8.9% | 20.1% | 11.1% |
| | Property | 3.3% | 3.2% | 3.3% | 6.9% | 3.3% | 5.0% |
| | Cruise | 4.2% | 3.5% | 5.0% | 2.2% | 17.2% | 1.3% |
| | Others | 17.6% | 8.9% | 19.6% | 21.6% | 19.2% | 18.7% |

Source: Frontur (ISTAC). Tourist arrivals by air.

Note: in the islands are included tourists who have chosen the island as the main destination of their trip or as a secondary destination.