

Tourist Expenditure Survey (4th Quarter)

Main indicators by island of stay



Tourists (over 15 years old)

4 th Quarter	2018	2019	Change
Lanzarote	650,598	649,180	-0.2%
Fuerteventura	461,249	435,730	-5.5%
Gran Canaria	1,071,432	1,064,866	-0.6%
Tenerife	1,352,951	1,340,640	-0.9%
La Palma	61,435	63,613	3.5%
Canary Islands	3,628,316	3,588,856	-1.1%

Tourist turnover (€ million)

4 th Quarter	2018	2019	Change
Lanzarote	781	744	-4.8%
Fuerteventura	491	500	1.8%
Gran Canaria	1,301	1,350	3.8%
Tenerife	1,572	1,545	-1.7%
La Palma	68	69	1.0%
Canary Islands	4,264	4,254	-0.2%

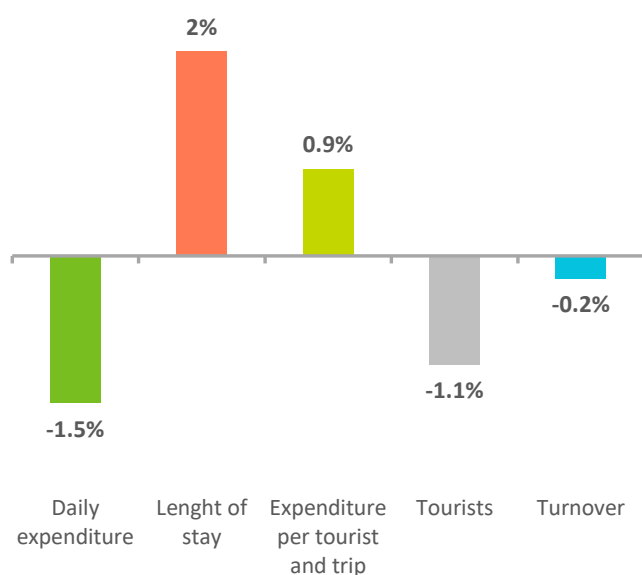
Tourists with holiday package (%)

4 th Quarter	2018	2019	Change
Lanzarote	52.8%	56.2%	0.03
Fuerteventura	70.1%	76.8%	0.07
Gran Canaria	57.6%	55.9%	-0.02
Tenerife	51.8%	49.6%	-0.02
La Palma	60.7%	50.8%	-0.10
Canary Islands	56.3%	56.1%	0.00

Expenditure per tourist and trip (€)

4 th Quarter	2018	2019	Change
Lanzarote	1,201	1,146	-4.5%
Fuerteventura	1,065	1,148	7.8%
Gran Canaria	1,215	1,268	4.4%
Tenerife	1,162	1,153	-0.8%
La Palma	1,113	1,086	-2.4%
Canary Islands	1,175	1,185	0.9%

Main indicators change
(year-over-year, 4th quarter)



Average daily expenditure (€)

4 th Quarter	2018	2019	Change
Lanzarote	158.3	147.0	-7.1%
Fuerteventura	127.3	136.1	6.9%
Gran Canaria	149.0	151.3	1.6%
Tenerife	151.4	147.1	-2.9%
La Palma	128.5	123.5	-4.0%
Canary Islands	148.7	146.5	-1.5%

Length of stay (days)

4 th Quarter	2018	2019	Change
Lanzarote	8.25	8.28	0.03
Fuerteventura	9.04	9.15	0.11
Gran Canaria	9.20	9.47	0.27
Tenerife	8.55	8.75	0.20
La Palma	9.36	9.51	0.15
Canary Islands	8.78	8.96	0.18

Source: ISTAC (Encuesta sobre el Gasto Turístico).

Note: Tourists under 16 years old are excluded.

Tourist Expenditure Survey (4th Quarter)

Main indicators by island of stay



Canary Islands

4 th Quarter	2018	2019	Change
Tourists	3,628,316	3,588,856	-1.1%
- book package	2,043,248	2,013,714	-1.4%
- do not book package	1,585,068	1,575,142	-0.6%
% book package	56.3%	56.1%	0.00
Average daily expenditure	1,175	1,185	0.9%
Expenditure per tourist and trip	148.7	146.5	-1.5%
Length of stay	8.78	8.96	0.18
Turnover (€ million)	4,264	4,254	-0.2%

Lanzarote

4 th Quarter	2018	2019	Change
Tourists	650,598	649,180	-0.2%
- book package	343,466	364,741	6.2%
- do not book package	307,132	284,439	-7.4%
% book package	52.8%	56.2%	0.03
Average daily expenditure	1,201	1,146	-4.5%
Expenditure per tourist and trip	158.3	147.0	-7.1%
Length of stay	8.25	8.28	0.03
Turnover (€ million)	781	744	-4.8%

Fuerteventura

4 th Quarter	2018	2019	Change
Tourists	461,249	435,730	-5.5%
- book package	323,378	334,637	3.5%
- do not book package	137,871	101,092	-26.7%
% book package	70.1%	76.8%	0.07
Average daily expenditure	1,065	1,148	7.8%
Expenditure per tourist and trip	127.3	136.1	6.9%
Length of stay	9.04	9.15	0.11
Turnover (€ million)	491	500	1.8%

Gran Canaria

4 th Quarter	2018	2019	Change
Tourists	1,071,432	1,064,866	-0.6%
- book package	616,695	595,752	-3.4%
- do not book package	454,737	469,115	3.2%
% book package	57.6%	55.9%	-0.02
Average daily expenditure	1,215	1,268	4.4%
Expenditure per tourist and trip	149.0	151.3	1.6%
Length of stay	9.20	9.47	0.27
Turnover (€ million)	1,301	1,350	3.8%

Tenerife

4 th Quarter	2018	2019	Change
Tourists	1,352,951	1,340,640	-0.9%
- book package	701,029	664,688	-5.2%
- do not book package	651,922	675,952	3.7%
% book package	51.8%	49.6%	-0.02
Average daily expenditure	1,162	1,153	-0.8%
Expenditure per tourist and trip	151.4	147.1	-2.9%
Length of stay	8.55	8.75	0.20
Turnover (€ million)	1,572	1,545	-1.7%

La Palma


4 th Quarter	2018	2019	Change
Tourists	61,435	63,613	3.5%
- book package	37,302	32,299	-13.4%
- do not book package	24,133	31,314	29.8%
% book package	60.7%	50.8%	-0.10
Average daily expenditure	1,113	1,086	-2.4%
Expenditure per tourist and trip	128.5	123.5	-4.0%
Length of stay	9.36	9.51	0.15
Turnover (€ million)	68	69	1.0%

Source: ISTAC (Encuesta sobre el Gasto Turístico).

Note: Tourists under 16 years old are excluded.

Tourist Expenditure Survey (4th Quarter)

Main indicators by source market



Tourists (over 15 years old)

4 th Quarter	2018	2019	Change
United Kingdom	1,138,559	1,108,217	-2.7%
Germany	765,208	704,680	-7.9%
Nordic countries	501,626	493,241	-1.7%
Spanish Mainland	334,730	374,976	12.0%
Others	888,193	907,742	2.2%
All markets	3,628,316	3,588,856	-1.1%

Tourist turnover (€ million)

4 th Quarter	2018	2019	Change
United Kingdom	1,321	1,316	-0.4%
Germany	965	914	-5.3%
Nordic countries	690	698	1.1%
Spanish Mainland	277	283	2.4%
Others	1,011	1,043	3.1%
All markets	4,264	4,254	-0.2%

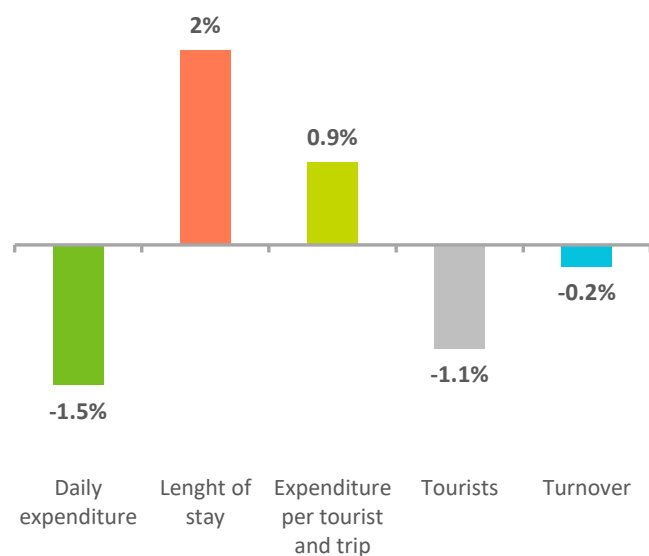
Tourists with holiday package (%)

4 th Quarter	2018	2019	Change
United Kingdom	54.7%	59.6%	0.05
Germany	72.3%	71.3%	-0.01
Nordic countries	71.6%	70.4%	-0.01
Spanish Mainland	28.6%	24.7%	-0.04
Others	46.4%	45.2%	-0.01
All markets	56.3%	56.1%	0.00

Expenditure per tourist and trip (€)

4 th Quarter	2018	2019	Change
United Kingdom	1,161	1,188	2.3%
Germany	1,261	1,297	2.9%
Nordic countries	1,375	1,415	2.9%
Spanish Mainland	826	756	-8.6%
Others	1,138	1,148	0.9%
All markets	1,175	1,185	0.9%

Main indicators change
(year-over-year, 4th quarter)



Average daily expenditure (€)

4 th Quarter	2018	2019	Change
United Kingdom	154.6	155.2	0.4%
Germany	140.8	136.7	-2.9%
Nordic countries	165.5	165.4	-0.1%
Spanish Mainland	134.1	131.6	-1.9%
Others	144.1	139.4	-3.2%
All markets	148.7	146.5	-1.5%

Length of stay (days)

4 th Quarter	2018	2019	Change
United Kingdom	8.08	8.27	0.19
Germany	9.95	10.39	0.44
Nordic countries	9.21	9.62	0.41
Spanish Mainland	7.05	6.62	-0.43
Others	9.08	9.32	0.24
All markets	8.78	8.96	0.18

Source: ISTAC (Encuesta sobre el Gasto Turístico).

Note: Tourists under 16 years old are excluded.

Tourist Expenditure Survey (4th Quarter)

Main indicators by source market



All markets

4 th Quarter	2018	2019	Change
Tourists	3,628,316	3,588,856	-1.1%
- book package	2,043,248	2,013,714	-1.4%
- do not book package	1,585,068	1,575,142	-0.6%
% book package	56.3%	56.1%	0.00
Average daily expenditure	1,175	1,185	0.9%
Expenditure per tourist and trip	148.7	146.5	-1.5%
Length of stay	8.78	8.96	0.18
Turnover (€ million)	4,264	4,254	-0.2%

United Kingdom

4 th Quarter	2018	2019	Change
Tourists	650,598	649,180	-0.2%
- book package	343,466	364,741	6.2%
- do not book package	307,132	284,439	-7.4%
% book package	52.8%	56.2%	0.03
Average daily expenditure	1,201	1,146	-4.5%
Expenditure per tourist and trip	158.3	147.0	-7.1%
Length of stay	8.25	8.28	0.03
Turnover (€ million)	781	744	-4.8%

Germany

4 th Quarter	2018	2019	Change
Tourists	765,208	704,680	-7.9%
- book package	553,456	502,492	-9.2%
- do not book package	211,752	202,188	-4.5%
% book package	72.3%	71.3%	-0.01
Average daily expenditure	1,261	1,297	2.9%
Expenditure per tourist and trip	140.8	136.7	-2.9%
Length of stay	9.95	10.39	0.44
Turnover (€ million)	965	914	-5.3%

Nordic countries

4 th Quarter	2018	2019	Change
Tourists	501,626	493,241	-1.7%
- book package	359,086	347,335	-3.3%
- do not book package	142,540	145,906	2.4%
% book package	71.6%	70.4%	-0.01
Average daily expenditure	1,375	1,415	2.9%
Expenditure per tourist and trip	165.5	165.4	-0.1%
Length of stay	9.21	9.62	0.41
Turnover (€ million)	690	698	1.1%

Spanish Mainland

4 th Quarter	2018	2019	Change
Tourists	334,730	374,976	12.0%
- book package	95,834	92,504	-3.5%
- do not book package	238,896	282,472	18.2%
% book package	28.6%	24.7%	-0.04
Average daily expenditure	826	756	-8.6%
Expenditure per tourist and trip	134.1	131.6	-1.9%
Length of stay	7.05	6.62	-0.43
Turnover (€ million)	277	283	2.4%

Others

4 th Quarter	2018	2019	Change
Tourists	888,193	907,742	2.2%
- book package	411,827	410,487	-0.3%
- do not book package	476,366	497,254	4.4%
% book package	46.4%	45.2%	-0.01
Average daily expenditure	1,138	1,148	0.9%
Expenditure per tourist and trip	144.1	139.4	-3.2%
Length of stay	9.08	9.32	0.24
Turnover (€ million)	1,011	1,043	3.1%

Source: ISTAC (Encuesta sobre el Gasto Turístico).

Note: Tourists under 16 years old are excluded.