


# Tourist Expenditure Survey (1st Quarter)

## Main indicators by island of stay



### Tourists (over 15 years old)

1 <sup>st</sup> Quarter	2019	2021	Change
Lanzarote	632,357	31,688	-95.0%
Fuerteventura	413,243	46,661	-88.7%
Gran Canaria	1,095,726	106,800	-90.3%
Tenerife	1,342,298	156,190	-88.4%
La Palma	66,451	9,578	-85.6%
<b>Canary Islands</b>	<b>3,592,236</b>	<b>357,223</b>	<b>-90.1%</b>

### Tourist turnover (€ million)

1 <sup>st</sup> Quarter	2019	2021	Change
Lanzarote	550	41	-92.5%
Fuerteventura	422	65	-84.5%
Gran Canaria	1,166	152	-87.0%
Tenerife	1,331	198	-85.1%
La Palma	74	13	-82.9%
<b>Canary Islands</b>	<b>3,591</b>	<b>478</b>	<b>-86.7%</b>

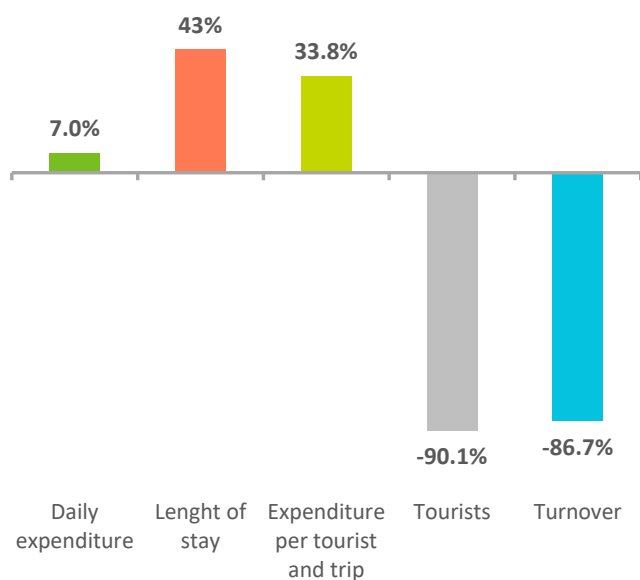
### Tourists with holiday package (%)

1 <sup>st</sup> Quarter	2019	2021	Change
Lanzarote	49.2%	21.9%	-27.37
Fuerteventura	72.5%	38.8%	-33.63
Gran Canaria	52.7%	23.7%	-28.96
Tenerife	48.9%	14.7%	-34.20
La Palma	52.6%	15.3%	-37.29
<b>Canary Islands</b>	<b>53.1%</b>	<b>21.7%</b>	<b>-31.41</b>

### Expenditure per tourist and trip (€)

1 <sup>st</sup> Quarter	2019	2021	Change
Lanzarote	870	1,297	49.1%
Fuerteventura	1,020	1,403	37.5%
Gran Canaria	1,064	1,423	33.7%
Tenerife	992	1,268	27.8%
La Palma	1,111	1,319	18.7%
<b>Canary Islands</b>	<b>1,000</b>	<b>1,338</b>	<b>33.8%</b>

Main indicators change  
(change, 1st quarter)



### Average daily expenditure (€)

1 <sup>st</sup> Quarter	2019	2021	Change
Lanzarote	113.9	136.4	19.7%
Fuerteventura	127.7	143.5	12.4%
Gran Canaria	127.6	131.9	3.4%
Tenerife	122.5	129.6	5.8%
La Palma	108.2	102.6	-5.1%
<b>Canary Islands</b>	<b>123.1</b>	<b>131.6</b>	<b>7.0%</b>

### Length of stay (days)

1 <sup>st</sup> Quarter	2019	2021	Change
Lanzarote	8.32	12.57	4.25
Fuerteventura	9.19	11.32	2.13
Gran Canaria	9.52	15.10	5.58
Tenerife	9.45	12.53	3.08
La Palma	11.63	16.12	4.49
<b>Canary Islands</b>	<b>9.28</b>	<b>13.28</b>	<b>4.00</b>

Source: ISTAC (Encuesta sobre el Gasto Turístico).

Note: Tourists under 16 years old are excluded.

# Tourist Expenditure Survey (1st Quarter)

## Main indicators by island of stay

### Canary Islands



1 <sup>st</sup> Quarter	2019	2021	Change
<b>Tourists</b>	<b>3,592,236</b>	<b>357,223</b>	<b>-90.1%</b>
- book package	1,908,947	77,627	-95.9%
- do not book package	1,683,289	279,596	-83.4%
% book package	53.1%	21.7%	-31.41
Average daily expenditure	1,000	1,338	33.8%
Expenditure per tourist and trip	123.1	131.6	7.0%
Length of stay	9.28	13.28	4.00
<b>Turnover (€ million)</b>	<b>3,591</b>	<b>478</b>	<b>-86.7%</b>

### Lanzarote



1 <sup>st</sup> Quarter	2019	2021	Change
<b>Tourists</b>	<b>632,357</b>	<b>31,688</b>	<b>-95.0%</b>
- book package	311,291	6,926	-97.8%
- do not book package	321,066	24,762	-92.3%
% book package	49.2%	21.9%	-27.37
Average daily expenditure	870	1,297	49.1%
Expenditure per tourist and trip	113.9	136.4	19.7%
Length of stay	8.32	12.57	4.25
<b>Turnover (€ million)</b>	<b>550</b>	<b>41</b>	<b>-92.5%</b>

### Fuerteventura



1 <sup>st</sup> Quarter	2019	2021	Change
<b>Tourists</b>	<b>413,243</b>	<b>46,661</b>	<b>-88.7%</b>
- book package	299,410	18,117	-93.9%
- do not book package	113,833	28,544	-74.9%
% book package	72.5%	38.8%	-33.63
Average daily expenditure	1,020	1,403	37.5%
Expenditure per tourist and trip	127.7	143.5	12.4%
Length of stay	9.19	11.32	2.13
<b>Turnover (€ million)</b>	<b>422</b>	<b>65</b>	<b>-84.5%</b>

### Gran Canaria



1 <sup>st</sup> Quarter	2019	2021	Change
<b>Tourists</b>	<b>1,095,726</b>	<b>106,800</b>	<b>-90.3%</b>
- book package	577,182	25,334	-95.6%
- do not book package	518,544	81,466	-84.3%
% book package	52.7%	23.7%	-28.96
Average daily expenditure	1,064	1,423	33.7%
Expenditure per tourist and trip	127.6	131.9	3.4%
Length of stay	9.52	15.10	5.58
<b>Turnover (€ million)</b>	<b>1,166</b>	<b>152</b>	<b>-87.0%</b>

### Tenerife



1 <sup>st</sup> Quarter	2019	2021	Change
<b>Tourists</b>	<b>1,342,298</b>	<b>156,190</b>	<b>-88.4%</b>
- book package	656,305	22,950	-96.5%
- do not book package	685,993	133,240	-80.6%
% book package	48.9%	14.7%	-34.20
Average daily expenditure	992	1,268	27.8%
Expenditure per tourist and trip	122.5	129.6	5.8%
Length of stay	9.45	12.53	3.08
<b>Turnover (€ million)</b>	<b>1,331</b>	<b>198</b>	<b>-85.1%</b>

### La Palma



1 <sup>st</sup> Quarter	2019	2021	Change
<b>Tourists</b>	<b>66,451</b>	<b>9,578</b>	<b>-85.6%</b>
- book package	34,952	1,466	-95.8%
- do not book package	31,499	8,112	-74.2%
% book package	52.6%	15.3%	-37.29
Average daily expenditure	1,111	1,319	18.7%
Expenditure per tourist and trip	108.2	102.6	-5.1%
Length of stay	11.63	16.12	4.49
<b>Turnover (€ million)</b>	<b>74</b>	<b>13</b>	<b>-82.9%</b>

Source: ISTAC (Encuesta sobre el Gasto Turístico).

Note: Tourists under 16 years old are excluded.

# Tourist Expenditure Survey (1st Quarter)

## Main indicators by source market



### Tourists (over 15 years old)

1 <sup>st</sup> Quarter	2019	2021	Change
United Kingdom	1,045,787	6,771	-99.4%
Germany	707,077	85,154	-88.0%
Nordic countries	567,038	15,417	-97.3%
Spanish Mainland	379,734	100,691	-73.5%
Others	892,600	149,190	-83.3%
<b>All markets</b>	<b>3,592,236</b>	<b>357,223</b>	<b>-90.1%</b>

### Tourist turnover (€ million)

1 <sup>st</sup> Quarter	2019	2021	Change
United Kingdom	957	13	-98.7%
Germany	816	153	-81.3%
Nordic countries	707	26	-96.3%
Spanish Mainland	224	78	-65.2%
Others	887	208	-76.5%
<b>All markets</b>	<b>3,591</b>	<b>478</b>	<b>-86.7%</b>

### Tourists with holiday package (%)

1 <sup>st</sup> Quarter	2019	2021	Change
United Kingdom	55.2%	7.7%	-47.50
Germany	67.4%	36.7%	-30.72
Nordic countries	73.8%	57.1%	-16.62
Spanish Mainland	18.3%	5.3%	-12.91
Others	41.1%	21.2%	-19.92
<b>All markets</b>	<b>53.1%</b>	<b>21.7%</b>	<b>-31.41</b>

### Expenditure per tourist and trip (€)

1 <sup>st</sup> Quarter	2019	2021	Change
United Kingdom	916	1,876	104.9%
Germany	1,154	1,792	55.3%
Nordic countries	1,246	1,704	36.7%
Spanish Mainland	590	775	31.2%
Others	994	1,395	40.3%
<b>All markets</b>	<b>1,000</b>	<b>1,338</b>	<b>33.8%</b>

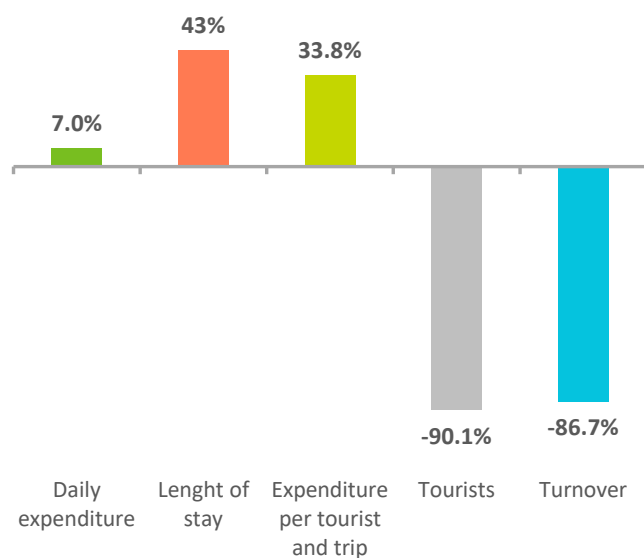
### Average daily expenditure (€)

1 <sup>st</sup> Quarter	2019	2021	Change
United Kingdom	123.5	94.6	-23.4%
Germany	119.1	140.1	17.6%
Nordic countries	140.9	132.8	-5.8%
Spanish Mainland	114.6	114.2	-0.3%
Others	118.1	140.2	18.7%
<b>All markets</b>	<b>123.1</b>	<b>131.6</b>	<b>7.0%</b>

### Length of stay (days)

1 <sup>st</sup> Quarter	2019	2021	Change
United Kingdom	8.31	28.24	19.93
Germany	11.17	16.58	5.41
Nordic countries	10.00	18.88	8.88
Spanish Mainland	5.92	9.00	3.08
Others	9.90	13.03	3.13
<b>All markets</b>	<b>9.28</b>	<b>13.28</b>	<b>4.00</b>

Main indicators change  
(change, 1st quarter)



Source: ISTAC (Encuesta sobre el Gasto Turístico).

Note: Tourists under 16 years old are excluded.

# Tourist Expenditure Survey (1st Quarter)

## Main indicators by source market



### All markets

1 <sup>st</sup> Quarter	2019	2021	Change
<b>Tourists</b>	<b>3,592,236</b>	<b>357,223</b>	<b>-90.1%</b>
- book package	1,908,947	77,627	-95.9%
- do not book package	1,683,289	279,596	-83.4%
% book package	53.1%	21.7%	-31.41
Average daily expenditure	1,000	1,338	33.8%
Expenditure per tourist and trip	123.1	131.6	7.0%
Length of stay	9.28	13.28	4.00
<b>Turnover (€ million)</b>	<b>3,591</b>	<b>478</b>	<b>-86.7%</b>

### United Kingdom

1 <sup>st</sup> Quarter	2019	2021	Change
<b>Tourists</b>	<b>632,357</b>	<b>31,688</b>	<b>-95.0%</b>
- book package	311,291	6,926	-97.8%
- do not book package	321,066	24,762	-92.3%
% book package	49.2%	21.9%	-27.37
Average daily expenditure	870	1,297	49.1%
Expenditure per tourist and trip	113.9	136.4	19.7%
Length of stay	8.32	12.57	4.25
<b>Turnover (€ million)</b>	<b>550</b>	<b>41</b>	<b>-92.5%</b>

### Germany

1 <sup>st</sup> Quarter	2019	2021	Change
<b>Tourists</b>	<b>707,077</b>	<b>85,154</b>	<b>-88.0%</b>
- book package	476,881	31,269	-93.4%
- do not book package	230,196	53,885	-76.6%
% book package	67.4%	36.7%	-30.72
Average daily expenditure	1,154	1,792	55.3%
Expenditure per tourist and trip	119.1	140.1	17.6%
Length of stay	11.17	16.58	5.41
<b>Turnover (€ million)</b>	<b>816</b>	<b>153</b>	<b>-81.3%</b>

### Nordic countries

1 <sup>st</sup> Quarter	2019	2021	Change
<b>Tourists</b>	<b>567,038</b>	<b>15,417</b>	<b>-97.3%</b>
- book package	418,249	8,810	-97.9%
- do not book package	148,789	6,607	-95.6%
% book package	73.8%	57.1%	-16.62
Average daily expenditure	1,246	1,704	36.7%
Expenditure per tourist and trip	140.9	132.8	-5.8%
Length of stay	10.00	18.88	8.88
<b>Turnover (€ million)</b>	<b>707</b>	<b>26</b>	<b>-96.3%</b>

### Spanish Mainland

1 <sup>st</sup> Quarter	2019	2021	Change
<b>Tourists</b>	<b>379,734</b>	<b>100,691</b>	<b>-73.5%</b>
- book package	69,310	5,375	-92.2%
- do not book package	310,424	95,316	-69.3%
% book package	18.3%	5.3%	-12.91
Average daily expenditure	590	775	31.2%
Expenditure per tourist and trip	114.6	114.2	-0.3%
Length of stay	5.92	9.00	3.08
<b>Turnover (€ million)</b>	<b>224</b>	<b>78</b>	<b>-65.2%</b>

### Others

1 <sup>st</sup> Quarter	2019	2021	Change
<b>Tourists</b>	<b>892,600</b>	<b>149,190</b>	<b>-83.3%</b>
- book package	367,156	31,651	-91.4%
- do not book package	525,444	117,539	-77.6%
% book package	41.1%	21.2%	-19.92
Average daily expenditure	994	1,395	40.3%
Expenditure per tourist and trip	118.1	140.2	18.7%
Length of stay	9.90	13.03	3.13
<b>Turnover (€ million)</b>	<b>887</b>	<b>208</b>	<b>-76.5%</b>

Source: ISTAC (Encuesta sobre el Gasto Turístico).

Note: Tourists under 16 years old are excluded.