


Tourist Expenditure Survey (4th Quarter)

Main indicators by island of stay



Tourists (over 15 years old)

4 th Quarter	2019	2021	Change
Lanzarote	649,180	499,115	-23.1%
Fuerteventura	435,729	401,746	-7.8%
Gran Canaria	1,064,867	802,980	-24.6%
Tenerife	1,340,640	1,159,024	-13.5%
La Palma	63,613	35,532	-44.1%
Canary Islands	3,588,856	2,926,334	-18.5%

Tourist turnover (€ million)

4 th Quarter	2019	2021	Change
Lanzarote	740	584	-21.1%
Fuerteventura	496	515	3.8%
Gran Canaria	1,336	1,023	-23.4%
Tenerife	1,530	1,387	-9.4%
La Palma	68	26	-62.5%
Canary Islands	4,216	3,578	-15.1%

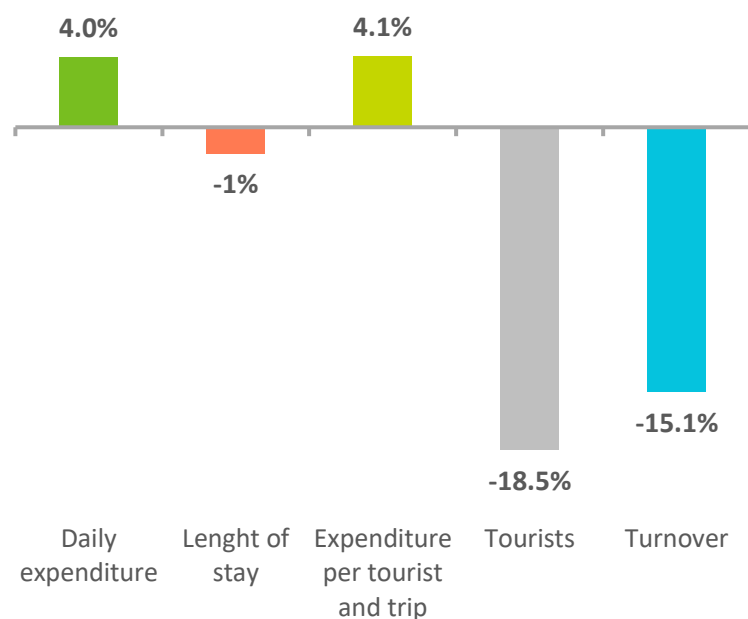
Tourists with holiday package (%)

4 th Quarter	2019	2021	Change
Lanzarote	56.1%	44.9%	-11.25
Fuerteventura	77.2%	68.1%	-9.14
Gran Canaria	55.9%	54.5%	-1.48
Tenerife	49.6%	46.1%	-3.48
La Palma	47.5%	16.7%	-30.80
Canary Islands	56.1%	51.0%	-5.10

Expenditure per tourist and trip (€)

4 th Quarter	2019	2021	Change
Lanzarote	1,140	1,170	2.6%
Fuerteventura	1,139	1,282	12.5%
Gran Canaria	1,255	1,274	1.6%
Tenerife	1,141	1,197	4.9%
La Palma	1,072	721	-32.8%
Canary Islands	1,175	1,223	4.1%

Main indicators change
(change, 4th quarter)



Average daily expenditure (€)

4 th Quarter	2019	2021	Change
Lanzarote	145.9	143.2	-1.9%
Fuerteventura	134.9	152.0	12.7%
Gran Canaria	150.6	151.8	0.8%
Tenerife	145.9	153.5	5.2%
La Palma	120.9	171.6	42.0%
Canary Islands	145.5	151.3	4.0%

Length of stay (days)

4 th Quarter	2019	2021	Change
Lanzarote	8.31	8.76	0.45
Fuerteventura	9.19	8.97	-0.22
Gran Canaria	9.46	9.24	-0.21
Tenerife	8.78	8.63	-0.15
La Palma	9.61	5.29	-4.32
Canary Islands	8.98	8.85	-0.13

Source: ISTAC (Encuesta sobre el Gasto Turístico).

Note: Tourists under 16 years old are excluded.

Tourist Expenditure Survey (4th Quarter)

Main indicators by island of stay



Canary Islands

4 th Quarter	2019	2021	Change
Tourists	3,588,856	2,926,334	-18.5%
- book package	2,013,715	1,492,820	-25.9%
- do not book package	1,575,142	1,433,514	-9.0%
% book package	56.1%	51.0%	-5.10
Average daily expenditure	1,175	1,223	4.1%
Expenditure per tourist and trip	145.5	151.3	4.0%
Length of stay	8.98	8.85	-0.13
Turnover (€ million)	4,216	3,578	-15.1%

Lanzarote

4 th Quarter	2019	2021	Change
Tourists	649,180	499,115	-23.1%
- book package	364,363	224,002	-38.5%
- do not book package	284,818	275,113	-3.4%
% book package	56.1%	44.9%	-11.25
Average daily expenditure	1,140	1,170	2.6%
Expenditure per tourist and trip	145.9	143.2	-1.9%
Length of stay	8.31	8.76	0.45
Turnover (€ million)	740	584	-21.1%

Fuerteventura

4 th Quarter	2019	2021	Change
Tourists	435,729	401,746	-7.8%
- book package	336,500	273,535	-18.7%
- do not book package	99,229	128,212	29.2%
% book package	77.2%	68.1%	-9.14
Average daily expenditure	1,139	1,282	12.5%
Expenditure per tourist and trip	134.9	152.0	12.7%
Length of stay	9.19	8.97	-0.22
Turnover (€ million)	496	515	3.8%

Gran Canaria

4 th Quarter	2019	2021	Change
Tourists	1,064,867	802,980	-24.6%
- book package	595,583	437,233	-26.6%
- do not book package	469,283	365,748	-22.1%
% book package	55.9%	54.5%	-1.48
Average daily expenditure	1,255	1,274	1.6%
Expenditure per tourist and trip	150.6	151.8	0.8%
Length of stay	9.46	9.24	-0.21
Turnover (€ million)	1,336	1,023	-23.4%

Tenerife

4 th Quarter	2019	2021	Change
Tourists	1,340,640	1,159,024	-13.5%
- book package	664,715	534,295	-19.6%
- do not book package	675,925	624,729	-7.6%
% book package	49.6%	46.1%	-3.48
Average daily expenditure	1,141	1,197	4.9%
Expenditure per tourist and trip	145.9	153.5	5.2%
Length of stay	8.78	8.63	-0.15
Turnover (€ million)	1,530	1,387	-9.4%

La Palma


4 th Quarter	2019	2021	Change
Tourists	63,613	35,532	-44.1%
- book package	30,222	5,938	-80.4%
- do not book package	33,391	29,593	-11.4%
% book package	47.5%	16.7%	-30.80
Average daily expenditure	1,072	721	-32.8%
Expenditure per tourist and trip	120.9	171.6	42.0%
Length of stay	9.61	5.29	-4.32
Turnover (€ million)	68	26	-62.5%

Source: ISTAC (Encuesta sobre el Gasto Turístico).

Note: Tourists under 16 years old are excluded.

Tourist Expenditure Survey (4th Quarter)

Main indicators by source market



Tourists (over 15 years old)

4 th Quarter	2019	2021	Change
United Kingdom	1,108,217	755,254	-31.8%
Germany	704,680	612,061	-13.1%
Nordic countries	493,241	312,474	-36.6%
Spanish Mainland	374,976	364,662	-2.8%
Others	907,742	881,883	-2.8%
All markets	3,588,856	2,926,334	-18.5%

Tourist turnover (€ million)

4 th Quarter	2019	2021	Change
United Kingdom	1,302	936	-28.1%
Germany	910	893	-1.9%
Nordic countries	694	470	-32.3%
Spanish Mainland	281	253	-9.8%
Others	1,030	1,026	-0.4%
All markets	4,216	3,578	-15.1%

Tourists with holiday package (%)

4 th Quarter	2019	2021	Change
United Kingdom	59.6%	58.6%	-1.01
Germany	71.3%	64.8%	-6.48
Nordic countries	70.4%	76.8%	6.39
Spanish Mainland	24.7%	12.7%	-11.93
Others	45.2%	41.6%	-3.63
All markets	56.1%	51.0%	-5.10

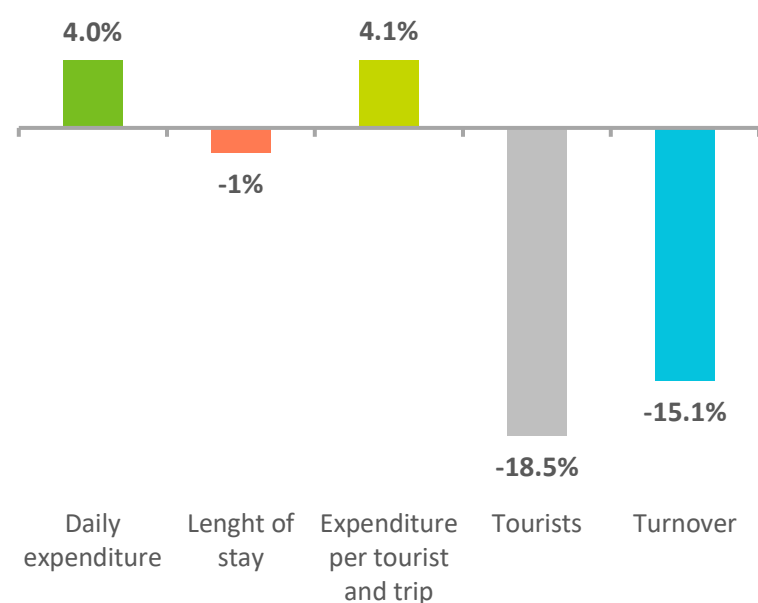
Expenditure per tourist and trip (€)

4 th Quarter	2019	2021	Change
United Kingdom	1,174	1,239	5.5%
Germany	1,291	1,459	13.0%
Nordic countries	1,407	1,504	6.9%
Spanish Mainland	748	694	-7.3%
Others	1,135	1,164	2.6%
All markets	1,175	1,223	4.1%

Average daily expenditure (€)

4 th Quarter	2019	2021	Change
United Kingdom	153.7	157.1	2.3%
Germany	135.6	156.4	15.3%
Nordic countries	164.0	177.2	8.1%
Spanish Mainland	132.9	126.4	-4.9%
Others	138.3	144.0	4.1%
All markets	145.5	151.3	4.0%

Main indicators change
(change, 4th quarter)



Length of stay (days)


4 th Quarter	2019	2021	Change
United Kingdom	8.28	8.40	0.12
Germany	10.42	10.29	-0.13
Nordic countries	9.67	9.72	0.04
Spanish Mainland	6.47	6.51	0.04
Others	9.38	8.88	-0.49
All markets	8.98	8.85	-0.13

Source: ISTAC (Encuesta sobre el Gasto Turístico).

Note: Tourists under 16 years old are excluded.

Tourist Expenditure Survey (4th Quarter)

Main indicators by source market



All markets

4 th Quarter	2019	2021	Change
Tourists	3,588,856	2,926,334	-18.5%
- book package	2,013,715	1,492,820	-25.9%
- do not book package	1,575,142	1,433,514	-9.0%
% book package	56.1%	51.0%	-5.10
Average daily expenditure	1,175	1,223	4.1%
Expenditure per tourist and trip	145.5	151.3	4.0%
Length of stay	8.98	8.85	-0.13
Turnover (€ million)	4,216	3,578	-15.1%

United Kingdom

4 th Quarter	2019	2021	Change
Tourists	649,180	499,115	-23.1%
- book package	364,363	224,002	-38.5%
- do not book package	284,818	275,113	-3.4%
% book package	56.1%	44.9%	-11.25
Average daily expenditure	1,140	1,170	2.6%
Expenditure per tourist and trip	145.9	143.2	-1.9%
Length of stay	8.31	8.76	0.45
Turnover (€ million)	740	584	-21.1%

Germany

4 th Quarter	2019	2021	Change
Tourists	704,680	612,061	-13.1%
- book package	502,492	396,774	-21.0%
- do not book package	202,188	215,287	6.5%
% book package	71.3%	64.8%	-6.48
Average daily expenditure	1,291	1,459	13.0%
Expenditure per tourist and trip	135.6	156.4	15.3%
Length of stay	10.42	10.29	-0.13
Turnover (€ million)	910	893	-1.9%

Nordic countries

4 th Quarter	2019	2021	Change
Tourists	493,241	312,474	-36.6%
- book package	347,335	240,002	-30.9%
- do not book package	145,906	72,472	-50.3%
% book package	70.4%	76.8%	6.39
Average daily expenditure	1,407	1,504	6.9%
Expenditure per tourist and trip	164.0	177.2	8.1%
Length of stay	9.67	9.72	0.04
Turnover (€ million)	694	470	-32.3%

Spanish Mainland

4 th Quarter	2019	2021	Change
Tourists	374,976	364,662	-2.8%
- book package	92,504	46,459	-49.8%
- do not book package	282,472	318,203	12.6%
% book package	24.7%	12.7%	-11.93
Average daily expenditure	748	694	-7.3%
Expenditure per tourist and trip	132.9	126.4	-4.9%
Length of stay	6.47	6.51	0.04
Turnover (€ million)	281	253	-9.8%

Others

4 th Quarter	2019	2021	Change
Tourists	907,742	881,883	-2.8%
- book package	410,487	366,773	-10.6%
- do not book package	497,255	515,110	3.6%
% book package	45.2%	41.6%	-3.63
Average daily expenditure	1,135	1,164	2.6%
Expenditure per tourist and trip	138.3	144.0	4.1%
Length of stay	9.38	8.88	-0.49
Turnover (€ million)	1,030	1,026	-0.4%

Source: ISTAC (Encuesta sobre el Gasto Turístico).

Note: Tourists under 16 years old are excluded.