


PROFILE OF TOURIST VISITING LANZAROTE 2020



How many are they and how much do they spend?

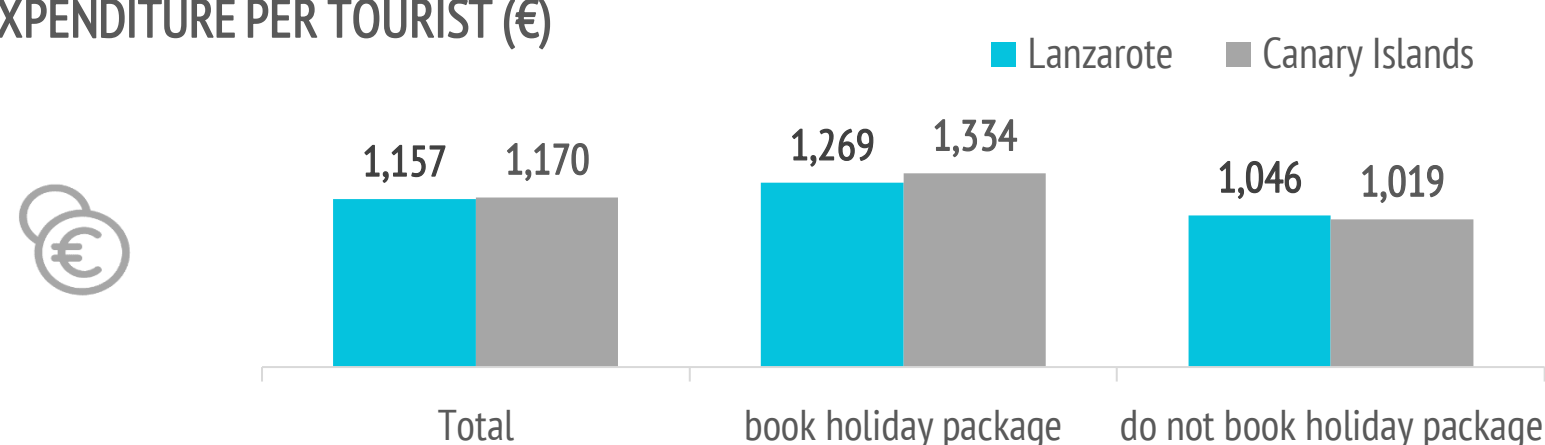


	Lanzarote	Canary Islands
TOURISTS		
Tourist arrivals (FRONTUR)	739,697	4,631,803
Tourist arrivals > 15 years old (EGT)	652,252	4,110,955
- book holiday package	325,270	1,970,658
- do not book holiday package	326,982	2,140,297
- % tourists who book holiday package	49.9%	47.9%
Share of total tourist	16.0%	100%
Expenditure per tourist (€)		
Expenditure per tourist (€)	1,157	1,170
- book holiday package	1,269	1,334
- holiday package	1,037	1,093
- others	232	241
- do not book holiday package	1,046	1,019
- flight	266	260
- accommodation	409	363
- others	371	396
Average length of stay	9.47	10.14
- book holiday package	8.43	8.86
- do not book holiday package	10.51	11.32
Average daily expenditure (€)	138.6	135.3
- book holiday package	160.0	160.6
- do not book holiday package	117.3	112.0
Total turnover (> 15 years old) (€m)	755	4,809
- book holiday package	413	2,629
- do not book holiday package	342	2,180

AVERAGE LENGTH OF STAY (nights)



EXPENDITURE PER TOURIST (€)



Where did they spend their main holiday last year?*

	Lanzarote	Canary Islands
Don't have holiday	5.7%	8.8%
Canary Islands	26.6%	29.0%
Other destination	67.7%	62.2%

What other destinations do they consider for this trip?*

	Lanzarote	Canary Islands
None	32.0%	39.2%
Canary Islands	25.7%	31.1%
Other destination	42.3%	29.7%

*available data for the second half of 2020. Percentage of valid answers

Source: Encuesta sobre el Gasto Turístico (ISTAC). Due to the pandemic situation, no data was collected in the second quarter of 2020.

Note: Tourists under 16 years old are excluded. In order to calculate percentages, "Not applicable" and "No answer" have been excluded.

Importance of each factor in the destination choice

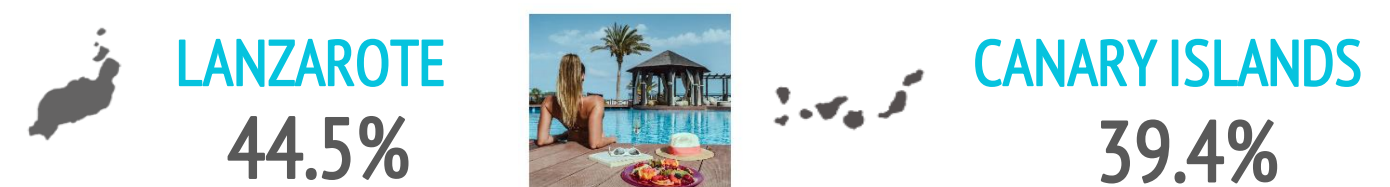


	Lanzarote	Canary Islands
Climate	77.8%	78.0%
Safety	53.8%	51.7%
Tranquility	51.2%	48.4%
Accommodation supply	44.7%	39.4%
Sea	41.4%	46.1%
European belonging	36.5%	37.6%
Effortless trip	36.4%	34.0%
Landscapes	35.9%	35.5%
Environment	35.5%	33.2%
Price	35.3%	32.9%
Beaches	33.5%	38.0%
Gastronomy	25.6%	25.5%
Authenticity	24.6%	21.6%
Fun possibilities	15.2%	18.4%
Historical heritage	10.4%	9.3%
Exoticism	10.3%	11.1%
Hiking trail network	9.4%	12.9%
Culture	9.3%	8.7%
Shopping	6.6%	9.1%
Nightlife	5.3%	7.6%

Each aspect is rated individually ("Not important", "Somewhat important", "Quite important", "Very important")

% of tourists who indicate that the factor is "very important" in their choice.

% TOURISTS WHO CHOOSE ACCOMMODATION SUPPLY




What is the main motivation for their holidays?



	Lanzarote	Canary Islands
Rest	55.1%	54.9%
Enjoy family time	11.3%	13.6%
Have fun	4.5%	6.9%
Explore the destination	23.6%	19.3%
Practice their hobbies	2.5%	2.4%
Other reasons	3.1%	2.8%

EXPLORE THE DESTINATION




How far in advance do they book their trip?



	Lanzarote	Canary Islands
The same day	0.6%	1.0%
Between 1 and 30 days	29.2%	32.6%
Between 1 and 2 months	23.9%	24.2%
Between 3 and 6 months	26.2%	25.3%
More than 6 months	20.2%	16.9%

PROFILE OF TOURIST VISITING LANZAROTE

2020



What channels did they use to get information about the trip?

	Lanzarote	Canary Islands
Previous visits to the Canary Islands	56.4%	52.2%
Friends or relatives	23.5%	26.3%
Internet or social media	56.0%	50.7%
Mass Media	2.1%	2.3%
Travel guides and magazines	8.2%	7.4%
Travel Blogs or Forums	7.3%	5.7%
Travel TV Channels	0.7%	0.5%
Tour Operator or Travel Agency	22.6%	19.8%
Public administrations or similar	1.3%	0.9%
Others	2.1%	2.6%

* Multi-choise question

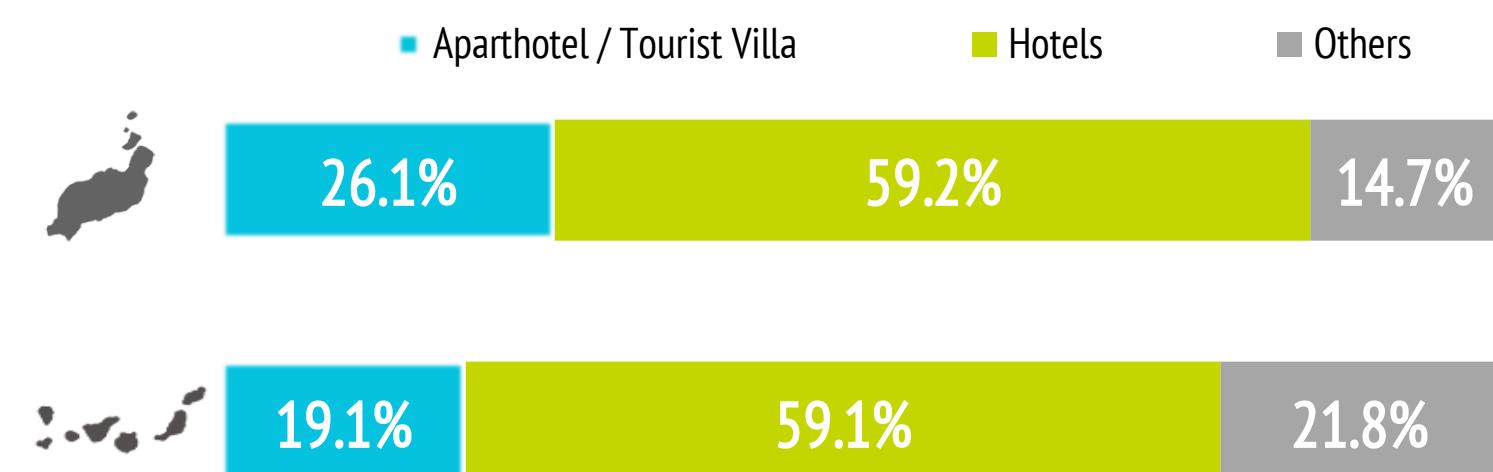
With whom did they book their flight and accommodation?

	Lanzarote	Canary Islands
Flight		
- Directly with the airline	51.0%	50.4%
- Tour Operator or Travel Agency	49.0%	49.6%
Accommodation		
- Directly with the accommodation	37.3%	37.4%
- Tour Operator or Travel Agency	62.7%	62.6%

Where do they stay?

	Lanzarote	Canary Islands
1-2-3* Hotel	8.1%	11.7%
4* Hotel	38.9%	37.7%
5* Hotel / 5* Luxury Hotel	12.2%	9.7%
Aparthotel / Tourist Villa	26.1%	19.1%
House/room rented in a private dwelling	5.3%	6.5%
Private accommodation (1)	5.2%	9.5%
Others (Cottage, cruise, camping,...)	4.2%	5.8%

(1) Own property / House of friends or relatives / Free housing exchange / Other private accommodation.



What do they book?

	Lanzarote	Canary Islands
Room only	28.5%	29.0%
Bed and Breakfast	10.6%	14.5%
Half board	22.3%	20.3%
Full board	2.8%	3.3%
All inclusive	35.8%	32.8%

35.8% of tourists book all inclusive.
(Canary Islands: 32.8%)

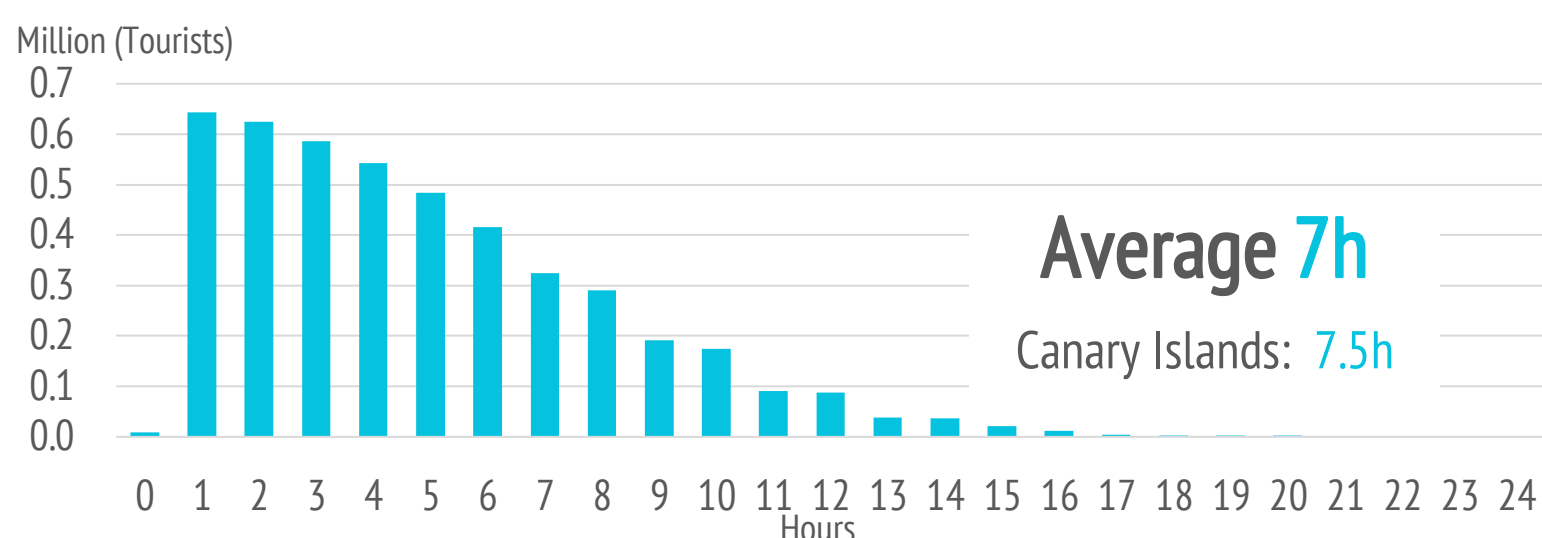
Other expenses

	Lanzarote	Canary Islands
Restaurants or cafes	67.3%	63.7%
Supermarkets	56.2%	54.6%
Car rental	38.8%	31.7%
Organized excursions	25.9%	18.4%
Taxi, transfer, chauffeur service	49.1%	43.6%
Theme Parks	3.7%	4.5%
Sport activities	6.5%	6.1%
Museums	12.2%	4.4%
Flights between islands	8.1%	5.2%

Activities in the Canary Islands

Outdoor time per day	Lanzarote	Canary Islands
0 hours	1.3%	2.0%
1 - 2 hours	8.8%	8.9%
3 - 6 hours	40.1%	33.2%
7 - 12 hours	43.8%	47.3%
More than 12 hours	6.0%	8.6%

TOURISTS BY HOURS A DAY OUT OF THE ACCOMMODATION




Activities in the Canary Islands	Lanzarote	Canary Islands
Walk, wander	80.0%	72.6%
Beach	65.5%	66.5%
Swimming pool, hotel facilities	61.0%	53.3%
Explore the island on their own	58.5%	49.7%
Swim	33.2%	30.4%
Taste Canarian gastronomy	30.0%	27.0%
Museums / exhibitions	22.6%	10.2%
Wineries / markets / popular festivals	20.4%	11.1%
Hiking	16.9%	19.8%
Organized excursions	15.1%	12.5%
Nightlife / concerts / shows	9.5%	11.8%
Running	8.7%	7.2%
Cycling / Mountain bike	8.3%	3.9%
Other Nature Activities	8.0%	7.9%
Sea excursions / whale watching	5.2%	9.3%
Theme parks	5.0%	8.1%
Beauty and health treatments	4.6%	5.2%
Practice other sports	4.0%	4.7%
Scuba Diving	3.5%	2.8%
Surf	2.9%	2.8%
Astronomical observation	2.3%	4.1%
Golf	1.2%	2.2%
Windsurf / Kitesurf	0.9%	1.3%

* Multi-choise question

LANZAROTE CANARY ISLANDS
MUSEUMS / EXHIBITIONS 22.6% 10.2%



PROFILE OF TOURIST VISITING LANZAROTE
2020



Which places do they visit in Lanzarote?

	%	Absolute
Montaña del Fuego	38.2%	246,277
Arrecife	34.3%	221,049
Jameos del agua	30.7%	197,971
Mirador del Río Viewpoint	29.8%	192,376
Cueva de los Verdes	24.7%	158,997
Cactus Garden	21.3%	137,412
Teguise Market	17.1%	110,192
César Manrique Foundation	14.9%	95,959
Monumento al Campesino	12.2%	78,883
La Graciosa	10.2%	65,765
San José Castle	4.3%	27,431

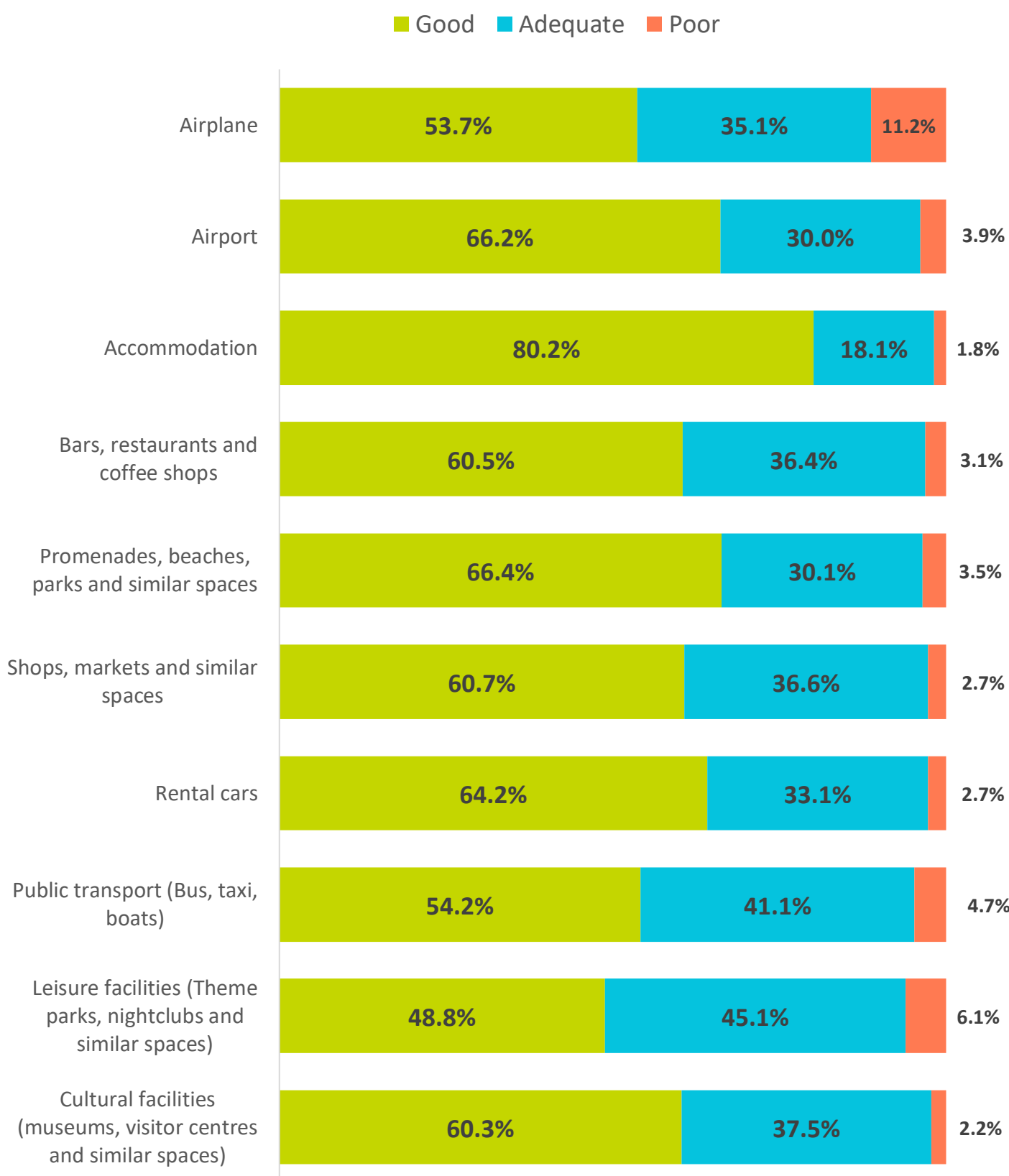
“
4 in 10 tourists in Lanzarote visit
Montaña del Fuego (Volcano Route)

Health safety*

Planning the trip: Importance	Lanzarote	Canary Islands
Average rating (scale 0-10)	8.46	8.19

During the stay: Rate	Lanzarote	Canary Islands
Average rating (scale 0-10)	8.73	8.53

HEALTH SAFETY MEASURES (RATE)



How many islands do they visit during their trip?



	Lanzarote	Canary Islands
One island	91.3%	90.8%
Two islands	7.7%	7.2%
Three or more islands	1.1%	2.0%

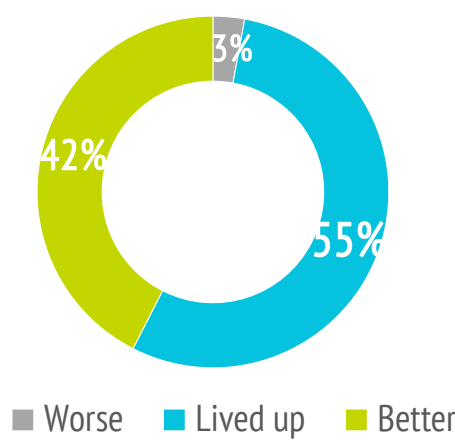
How do they rate the Canary Islands?



Satisfaction (scale 0-10)	Lanzarote	Canary Islands
Average rating	8.85	8.70

Experience in the Canary Islands	Lanzarote	Canary Islands
Worse or much worse than expected	2.9%	2.9%
Lived up to expectations	54.6%	56.1%
Better or much better than expected	42.5%	41.0%

Future intentions (scale 1-10)	Lanzarote	Canary Islands
Return to the Canary Islands	8.97	8.82
Recommend visiting the Canary Islands	9.15	8.99



Experience in the
Canary Islands



8.97/10

Return to the Canary
Islands



9.15/10

Recommend visiting
the Canary Islands

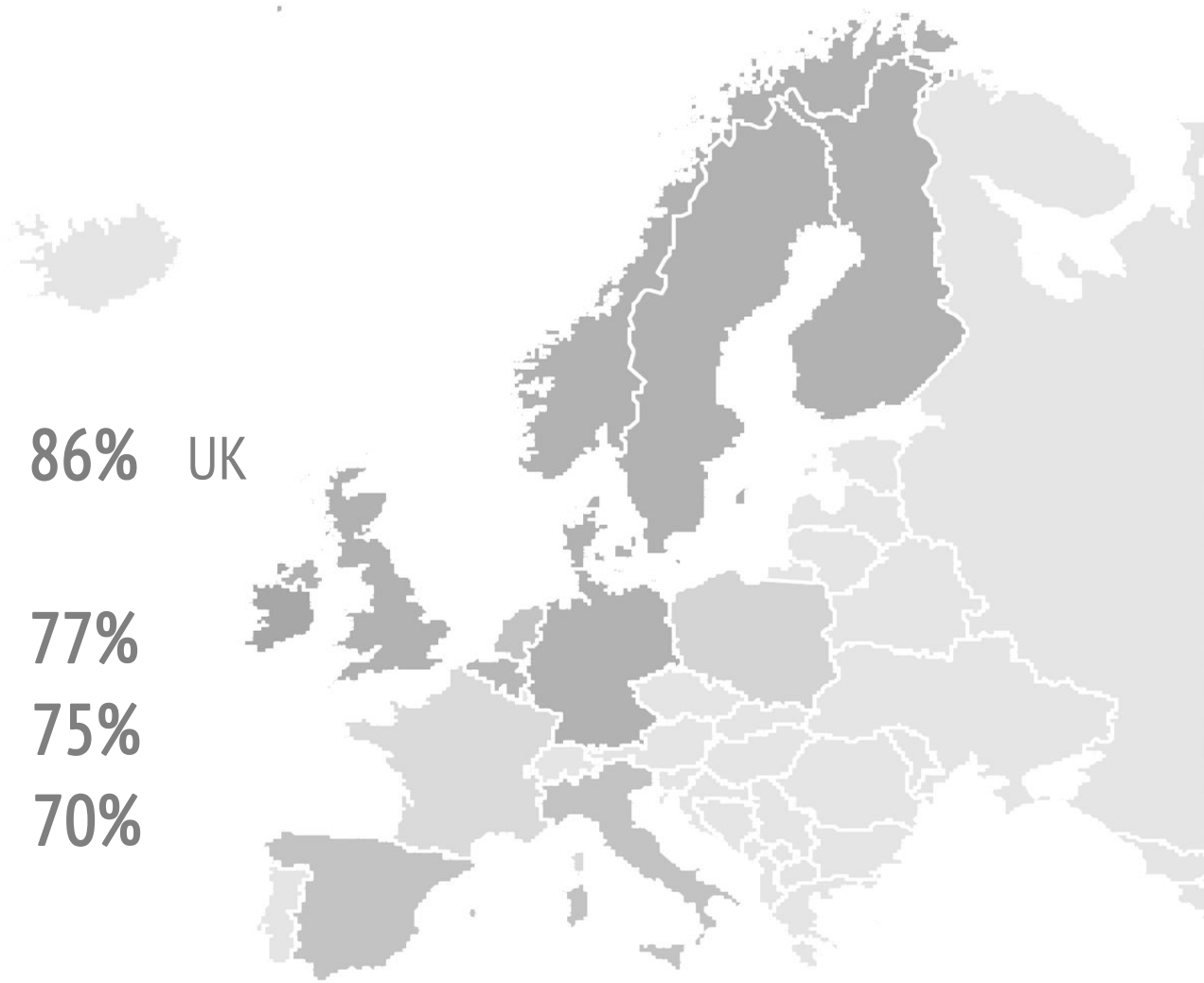
How many are loyal to the Canary Islands?



	in Lanzarote	in the Canary Islands
Lanzarote: Repeat tourists	71.3%	40.0%
Lanzarote: At least 10 previous visits	11.0%	2.8%
Canary Islands: Repeat tourists	77.7%	75.2%
Canary Islands: At least 10 previous visits	22.7%	22.2%


TOP 5: % REPEAT TOURISTS BY MARKETS

Ireland 86%
UK 79%
Nordics 77%
Germany 75%
Belgium 70%



*available data for the second half of 2020

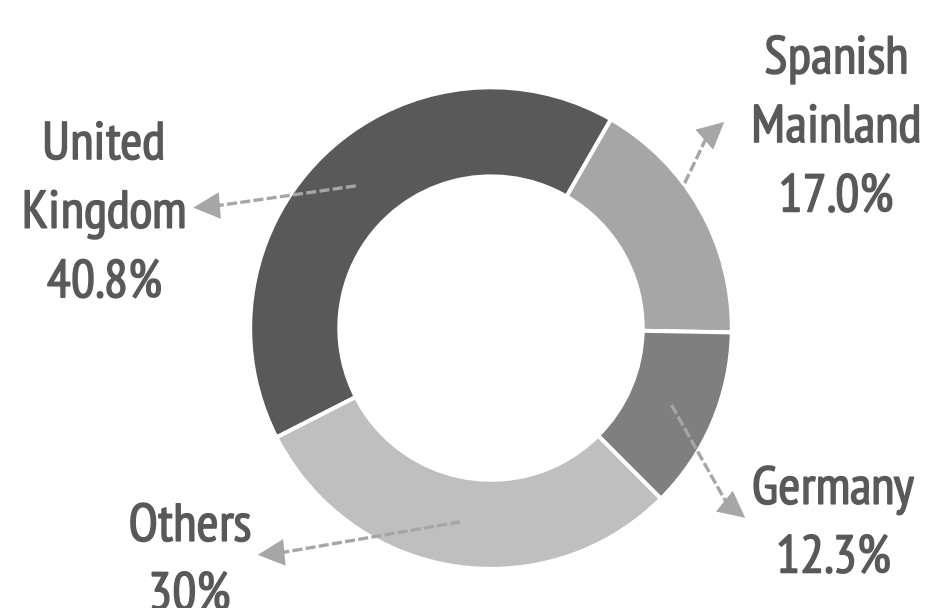
PROFILE OF TOURIST VISITING LANZAROTE 2020



Where are they from?



	%	Absolute
United Kingdom	40.8%	266,105
Spanish Mainland	17.0%	110,793
Germany	12.3%	79,903
France	6.9%	45,065
Ireland	6.7%	44,019
Netherlands	3.8%	24,603
Belgium	2.3%	15,217
Italy	2.3%	14,946
Switzerland	1.2%	7,859
Sweden	1.1%	7,258
Poland	1.0%	6,817
Denmark	0.8%	5,370
Norway	0.8%	5,203
Luxembourg	0.8%	5,167
Finland	0.6%	3,852
Czech Republic	0.4%	2,429
Austria	0.4%	2,339
Otros	0.8%	5,306



Who do they come with?



	Lanzarote	Canary Islands
Unaccompanied	6.7%	12.0%
Only with partner	53.4%	50.3%
Only with children (< 13 years old)	5.3%	4.8%
Partner + children (< 13 years old)	6.4%	5.1%
Other relatives	9.3%	7.6%
Friends	5.8%	6.7%
Work colleagues	0.2%	0.7%
Organized trip	0.3%	0.4%
Other combinations (1)	12.6%	12.4%
<i>(1) Different situations have been isolated</i>		
Tourists with children	16.2%	13.9%
- Between 0 and 2 years old	1.2%	1.4%
- Between 3 and 12 years old	13.8%	11.5%
- Between 0 -2 and 3-12 years	1.2%	1.1%
Tourists without children	83.8%	86.1%
Group composition:		
- 1 person	9.2%	15.4%
- 2 people	60.1%	57.7%
- 3 people	10.6%	10.2%
- 4 or 5 people	16.6%	13.8%
- 6 or more people	3.5%	2.9%
Average group size:	2.55	2.40

Who are they?



	Lanzarote	Canary Islands
Gender		
Men	47.6%	49.8%
Women	52.4%	50.2%
Age		
Average age (tourist > 15 years old)	50.0	47.8
Standard deviation	15.8	15.8
Age range (> 15 years old)		
16 - 24 years old	6.0%	7.6%
25 - 30 years old	8.0%	10.3%
31 - 45 years old	24.5%	26.6%
46 - 60 years old	33.4%	31.4%
Over 60 years old	28.1%	24.1%
Occupation		
Salaried worker	49.9%	50.9%
Self-employed	11.4%	12.0%
Unemployed	1.0%	1.4%
Business owner	8.5%	10.4%
Student	3.5%	3.8%
Retired	23.9%	19.8%
Unpaid domestic work	0.6%	0.5%
Others	1.2%	1.2%
Annual household income level		
Less than €25,000	14.1%	15.3%
€25,000 - €49,999	37.6%	37.6%
€50,000 - €74,999	23.8%	23.7%
More than €74,999	24.5%	23.4%
Education level		
No studies	4.8%	3.7%
Primary education	1.5%	2.4%
Secondary education	21.2%	21.8%
Higher education	72.5%	72.1%




4 IN 10 TOURISTS ARE
BRITISH
50 YEARS OLD
 AVERAGE AGE
53%
 ONLY WITH
PARTNER



Pictures: Freepik.com

Source: Encuesta sobre el Gasto Turístico (ISTAC). Due to the pandemic situation, no data was collected in the second quarter of 2020.

Note: Tourists under 16 years old are excluded. In order to calculate percentages, "Not applicable" and "No answer" have been excluded.