


Tourist accommodation indicators by tourist areas

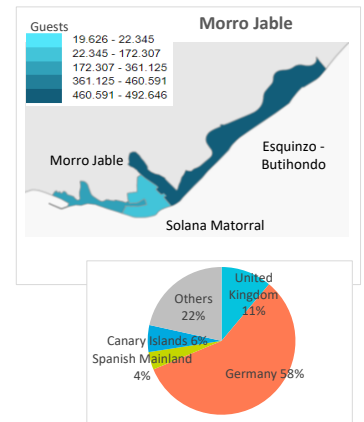
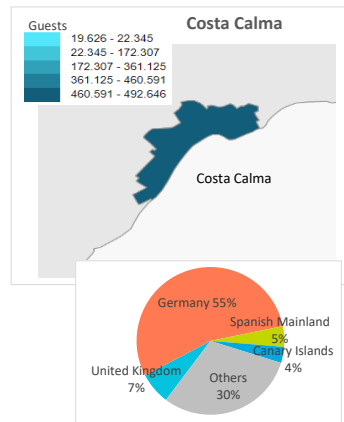
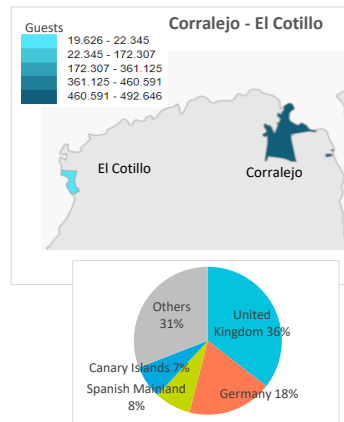
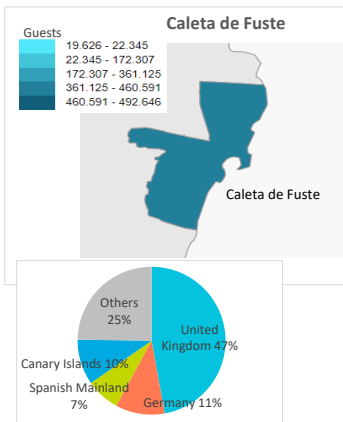
Fuerteventura (2017)



GUESTS IN ACCOMMODATION

Tourist areas	Caleta de Fuste	Corralejo-El Cotillo		Costa Calma	Morro Jable			Others	Fuerteventura
Description	Caleta de Fuste	Corralejo	El Cotillo	Costa Calma	Morro Jable	Solana Matorral	Esquinzo-Butihondo		
International	298,701	417,484	17,446	423,611	157,199	18,944	440,732	57,639	1,831,756
- United Kingdom	170,326	178,871	3,012	32,224	6,373	619	68,898	2,530	462,853
- Germany	38,891	90,113	4,639	251,109	121,588	12,160	259,926	19,099	797,525
- Others	89,484	148,500	9,795	140,278	29,238	6,165	111,908	36,010	571,378
Spain	62,424	75,162	2,180	36,980	15,108	3,401	48,236	25,175	268,666
- Spanish Mainland	26,594	39,932	604	20,803	6,290	1,813	18,384	6,256	120,676
- Canary Islands	35,830	35,230	1,576	16,177	8,818	1,588	29,852	18,919	147,990
Total	361,125	492,646	19,626	460,591	172,307	22,345	488,968	82,814	2,100,422

Tourist areas	Caleta de Fuste	Corralejo-El Cotillo		Costa Calma	Morro Jable			Others	Fuerteventura
Description	Caleta de Fuste	Corralejo	El Cotillo	Costa Calma	Morro Jable	Solana Matorral	Esquinzo-Butihondo		
International	82.7%	84.7%	88.9%	92.0%	91.2%	84.8%	90.1%	69.6%	87.2%
- United Kingdom	47.2%	36.3%	15.3%	7.0%	3.7%	2.8%	14.1%	3.1%	22.0%
- Germany	10.8%	18.3%	23.6%	54.5%	70.6%	54.4%	53.2%	23.1%	38.0%
- Others	24.8%	30.1%	49.9%	30.5%	17.0%	27.6%	22.9%	43.5%	27.2%
Spain	17.3%	15.3%	11.1%	8.0%	8.8%	15.2%	9.9%	30.4%	12.8%
- Spanish Mainland	7.4%	8.1%	3.1%	4.5%	3.7%	8.1%	3.8%	7.6%	5.7%
- Canary Islands	9.9%	7.2%	8.0%	3.5%	5.1%	7.1%	6.1%	22.8%	7.0%
Total	100%	100%	100%	100%	100%	100%	100%	100%	100%



Other indicators

Tourist areas	Caleta de Fuste	Corralejo-El Cotillo		Costa Calma	Morro Jable			Others	Fuerteventura
Description	Caleta de Fuste	Corralejo	El Cotillo	Costa Calma	Morro Jable	Solana Matorral	Esquinzo-Butihondo		
Bednights									
International	2,413,136	3,637,242	173,691	3,839,051	1,618,218	174,640	3,905,782	449,668	16,211,428
- United Kingdom	1,396,615	1,588,539	31,971	265,635	55,133	5,409	574,849	20,165	3,938,316
- Germany	329,870	850,144	46,995	2,495,975	1,308,191	121,248	2,445,341	164,262	7,762,026
- Others	686,651	1,198,559	94,725	1,077,441	254,894	47,983	885,592	265,241	4,511,086
Spain	420,206	414,076	14,195	196,319	82,024	12,365	260,270	60,858	1,460,313
- Spanish Mainland	147,443	253,492	4,255	118,418	33,377	6,061	114,765	21,406	699,217
- Canary Islands	272,763	160,584	9,940	77,901	48,647	6,304	145,505	39,452	761,096
Total	2,833,342	4,051,318	187,886	4,035,370	1,700,242	187,005	4,166,052	510,526	17,671,741
Lenght of stay									
International	8.1	8.7	10.0	9.1	10.3	9.2	8.9	7.8	8.9
- United Kingdom	8.2	8.9	10.6	8.2	8.7	8.7	8.3	8.0	8.5
- Germany	8.5	9.4	10.1	9.9	10.8	10.0	9.4	8.6	9.7
Spain	6.7	5.5	6.5	5.3	5.4	3.6	5.4	2.4	5.4
- Canary Islands	7.6	4.6	6.3	4.8	5.5	4.0	4.9	2.1	5.1
Total	7.9	8.2	9.6	8.8	9.9	8.4	8.5	6.2	8.4
ADR (€)	61.54	86.43	48.95	77.90	85.45	68.42	96.52	61.95	81.51
RevPar (€)	49.42	74.72	37.86	67.54	74.26	40.24	81.71	50.86	68.82
Bed-space occupancy rate (%)	72.67	77.19	82.36	82.00	72.57	56.55	80.48	86.82	77.73
Occupancy rate per room/apt. (%)	80.31	86.44	77.34	86.70	86.90	58.78	84.65	82.10	84.43
Tourist population ⁽¹⁾	7,763	11,100	515	11,056	4,658	512	11,414	1,399	48,416
Employment	1,320	2,089	71	1,957	1,088	90	2,671	385	9,671

Source: Encuestas de Alojamiento Turístico (ISTAC).

⁽¹⁾ Equivalent tourist population is obtained by dividing the total number of bednights during the reference period by 365 days (366 in case of leap year).