

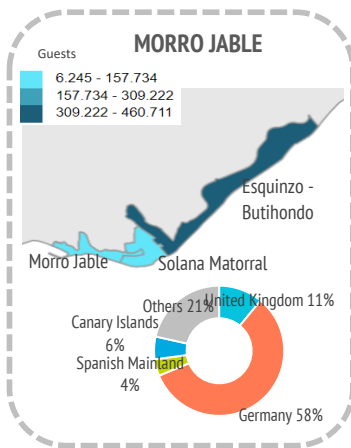
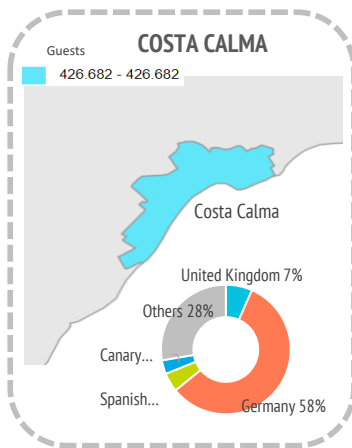
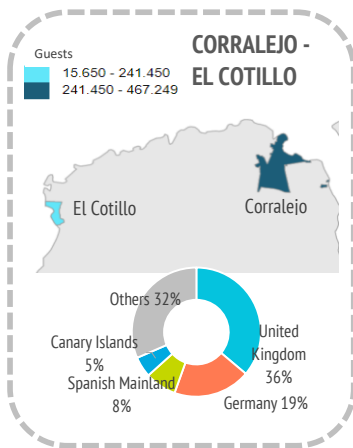
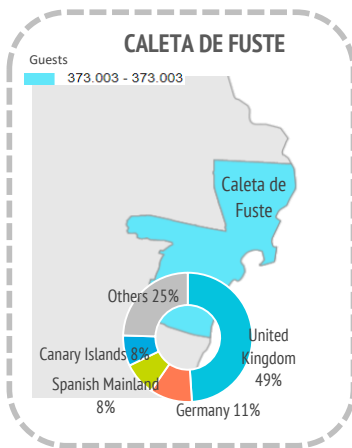
Tourist accommodation indicators by tourist areas

Fuerteventura (2018)

GUESTS IN ACCOMMODATION

Tourist areas	Caleta de Fuste		Corralejo-El Cotillo		Costa Calma		Morro Jable		Others	Fuerteventura
	Description	Caleta de Fuste	Corralejo	El Cotillo	Costa Calma	Morro Jable	Solana Matorral	Esquinzo-Butihondo		
International		313,765	405,775	14,316	391,763	134,007	5,150	418,262	87,379	1,770,417
- United Kingdom		182,662	171,111	3,429	28,176	6,571	56	61,178	6,159	459,342
- Germany		39,670	88,846	4,551	245,505	98,129	3,938	254,826	30,140	765,605
- Others		91,433	145,818	6,336	118,082	29,307	1,156	102,258	51,080	545,470
Spain		59,238	61,474	1,334	34,919	16,771	1,095	42,449	34,969	252,249
- Spanish Mainland		30,717	37,665	254	20,190	6,954	511	18,190	12,030	126,511
- Canary Islands		28,521	23,809	1,080	14,729	9,817	584	24,259	22,939	125,738
Total		373,003	467,249	15,650	426,682	150,778	6,245	460,711	122,348	2,022,666

Tourist areas	Caleta de Fuste		Corralejo-El Cotillo		Costa Calma		Morro Jable		Others	Fuerteventura
	Description	Caleta de Fuste	Corralejo	El Cotillo	Costa Calma	Morro Jable	Solana Matorral	Esquinzo-Butihondo		
International		84.1%	86.8%	91.5%	91.8%	88.9%	82.5%	90.8%	71.4%	87.5%
- United Kingdom		49.0%	36.6%	21.9%	6.6%	4.4%	0.9%	13.3%	5.0%	22.7%
- Germany		10.6%	19.0%	29.1%	57.5%	65.1%	63.1%	55.3%	24.6%	37.9%
- Others		24.5%	31.2%	40.5%	27.7%	19.4%	18.5%	22.2%	41.7%	27.0%
Spain		15.9%	13.2%	8.5%	8.2%	11.1%	17.5%	9.2%	28.6%	12.5%
- Spanish Mainland		8.2%	8.1%	1.6%	4.7%	4.6%	8.2%	3.9%	9.8%	6.3%
- Canary Islands		7.6%	5.1%	6.9%	3.5%	6.5%	9.4%	5.3%	18.7%	6.2%
Total		100%	100%	100%	100%	100%	100%	100%	100%	100%



Other indicators

Tourist areas	Caleta de Fuste		Corralejo-El Cotillo		Costa Calma		Morro Jable		Others	Fuerteventura
	Description	Caleta de Fuste	Corralejo	El Cotillo	Costa Calma	Morro Jable	Solana Matorral	Esquinzo-Butihondo		
Bednights										
International		2,762,363	3,457,611	200,626	3,505,327	1,385,440	38,435	3,641,348	730,279	15,721,429
- United Kingdom		1,714,180	1,392,932	38,760	225,536	56,986	269	492,200	45,468	3,966,331
- Germany		379,432	901,334	73,777	2,394,591	1,085,290	32,191	2,360,677	278,288	7,505,580
- Others		668,751	1,163,345	88,089	885,200	243,164	5,975	788,471	406,523	4,249,518
Spain		398,283	252,073	5,711	176,136	87,751	3,321	226,196	112,896	1,262,367
- Spanish Mainland		212,111	171,055	1,925	106,253	35,696	1,541	108,405	54,186	691,172
- Canary Islands		186,172	81,018	3,786	69,883	52,055	1,780	117,791	58,710	571,195
Total		3,160,646	3,709,684	206,337	3,681,463	1,473,191	41,756	3,867,544	843,175	16,983,796
Lenght of stay										
International		8.8	8.5	14.0	9.0	10.3	7.5	8.7	8.4	8.9
- United Kingdom		9.4	8.1	11.3	8.0	8.7	4.8	8.1	7.4	8.6
- Germany		9.6	10.1	16.2	9.8	11.1	8.2	9.3	9.2	9.8
Spain		6.7	4.1	4.3	5.0	5.2	3.0	5.3	3.2	5.0
- Canary Islands		6.5	3.4	3.5	4.7	5.3	3.1	4.9	2.6	4.5
Total		8.5	7.9	13.2	8.6	9.8	6.7	8.4	6.9	8.4
Accommodation establishments		27	36	17	29	19	2	16	14	160
Bed-spaces		10,607	14,085	602	12,712	5,933	748	13,630	3,004	61,321
ADR (€)		61.98	91.92	55.37	77.72	76.03	93.17	99.22	81.01	82.89
RevPar (€)		50.67	75.76	41.74	64.88	61.26	37.60	80.47	64.39	67.46
Bed-space occupancy rate (%)		81.64	72.16	93.90	79.34	68.03	15.29	77.74	76.90	75.88
Occupancy rate per room/apt. (%)		81.75	82.43	75.36	83.49	80.58	40.64	81.15	79.49	81.40
Tourist population ⁽¹⁾		8,659	10,164	565	10,086	4,036	114	10,596	2,310	46,531
Employment		1,414	2,111	75	1,762	902	45	2,565	662	9,536

Source: Encuestas de Alojamiento Turístico (ISTAC).

⁽¹⁾ Equivalent tourist population is obtained by dividing the total number of bednights during the reference period by 365 days (366 in case of leap year).