

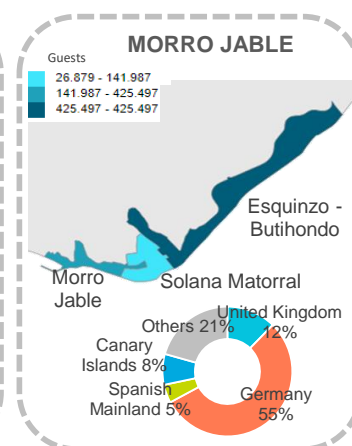
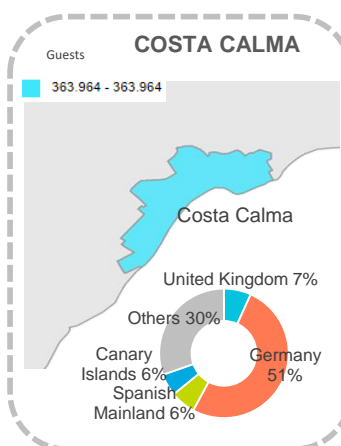
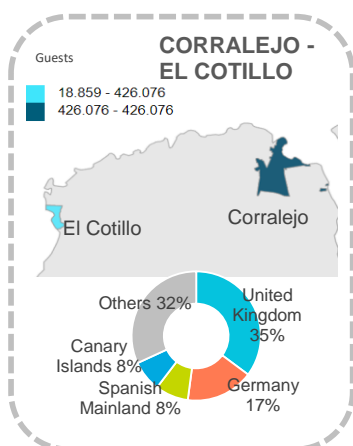
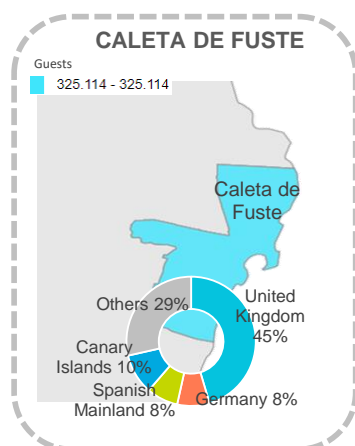
Tourist accommodation indicators by tourist areas

Fuerteventura (2019)

GUESTS IN ACCOMMODATION

Tourist areas	Caleta de Fuste		Corralejo-El Cotillo		Costa Calma	Morro Jable			Others	Fuerteventura
	Description	Caleta de Fuste	Corralejo	El Cotillo	Costa Calma	Morro Jable	Solana Matorral	Esquinzo-Butihondo		
International	266,682	358,746	14,896	321,188	123,584	23,963	374,096	84,543	1,567,698	
- United Kingdom	147,606	153,630	2,876	24,647	5,553	2,326	65,168	6,250	408,056	
- Germany	26,263	72,059	3,238	186,037	97,041	12,695	216,240	24,198	637,771	
- Others	92,813	133,057	8,782	110,504	20,990	8,942	92,688	54,095	521,871	
Spain	58,432	67,330	3,963	42,776	18,403	2,916	51,401	37,070	282,291	
- Spanish Mainland	25,596	35,742	1,096	22,744	4,085	1,644	21,435	18,632	130,974	
- Canary Islands	32,836	31,588	2,867	20,032	14,318	1,272	29,966	18,438	151,317	
Total	325,114	426,076	18,859	363,964	141,987	26,879	425,497	121,613	1,849,989	

Tourist areas	Caleta de Fuste		Corralejo-El Cotillo		Costa Calma	Morro Jable			Others	Fuerteventura
	Description	Caleta de Fuste	Corralejo	El Cotillo	Costa Calma	Morro Jable	Solana Matorral	Esquinzo-Butihondo		
International	82.0%	84.2%	79.0%	88.2%	87.0%	89.2%	87.9%	69.5%	84.7%	
- United Kingdom	45.4%	36.1%	15.3%	6.8%	3.9%	8.7%	15.3%	5.1%	22.1%	
- Germany	8.1%	16.9%	17.2%	51.1%	68.3%	47.2%	50.8%	19.9%	34.5%	
- Others	28.5%	31.2%	46.6%	30.4%	14.8%	33.3%	21.8%	44.5%	28.2%	
Spain	18.0%	15.8%	21.0%	11.8%	13.0%	10.8%	12.1%	30.5%	15.3%	
- Spanish Mainland	7.9%	8.4%	5.8%	6.2%	2.9%	6.1%	5.0%	15.3%	7.1%	
- Canary Islands	10.1%	7.4%	15.2%	5.5%	10.1%	4.7%	7.0%	15.2%	8.2%	
Total	100%	100%	100%	100%	100%	100%	100%	100%	100%	



Other indicators

Tourist areas	Caleta de Fuste		Corralejo-El Cotillo		Costa Calma	Morro Jable			Others	Fuerteventura
	Description	Caleta de Fuste	Corralejo	El Cotillo	Costa Calma	Morro Jable	Solana Matorral	Esquinzo-Butihondo		
Bednights										
International	2,259,559	3,019,560	112,297	2,872,460	1,283,070	195,598	3,263,241	696,301	13,702,086	
- United Kingdom	1,302,544	1,215,459	19,549	208,179	48,769	19,462	525,611	51,044	3,390,617	
- Germany	264,534	686,894	26,453	1,828,905	1,050,105	111,822	2,033,483	207,131	6,209,327	
- Others	692,481	1,117,207	66,295	835,376	184,196	64,314	704,147	438,126	4,102,142	
Spain	358,315	303,999	17,036	213,229	88,602	10,388	269,523	137,212	1,398,304	
- Spanish Mainland	181,319	171,809	5,231	124,337	18,980	6,095	132,476	88,631	728,878	
- Canary Islands	176,996	132,190	11,805	88,892	69,622	4,293	137,047	48,581	669,426	
Total	2,617,874	3,323,559	129,333	3,085,689	1,371,672	205,986	3,532,764	833,513	15,100,390	
Length of stay										
International	8.5	8.4	7.5	8.9	10.4	8.2	8.7	8.2	8.7	
- United Kingdom	8.8	7.9	6.8	8.5	8.8	8.4	8.1	8.2	8.3	
- Germany	10.1	9.5	8.2	9.8	10.8	8.8	9.4	8.6	9.7	
Spain	6.1	4.5	4.3	5.0	4.8	3.6	5.2	3.7	5.0	
- Canary Islands	5.4	4.2	4.1	4.4	4.9	3.4	4.6	2.6	4.4	
Total	8.1	7.8	6.9	8.5	9.7	7.7	8.3	6.9	8.2	
Accommodation establishments	26	38	17	29	19	3	16	15	163	
Bed-spaces	10,510	14,489	594	12,742	6,131	1,710	13,974	3,164	63,314	
ADR (€)	65.24	88.63	59.17	70.39	94.28	78.49	97.60	81.61	82.99	
RevPar (€)	43.67	64.14	35.15	49.85	68.70	37.46	70.30	59.75	58.49	
Total revenue (€ million)	66.71	130.74	3.40	106.27	67.32	8.64	154.75	31.19	569.03	
Bed-space occupancy rate (%)	68.24	62.85	59.65	66.35	61.30	33.00	69.26	72.17	65.34	
Occupancy rate per room/apt. (%)	67.12	72.57	59.60	71.01	73.05	47.86	72.23	73.38	70.67	
Tourist population ⁽¹⁾	7,172	9,106	354	8,454	3,758	564	9,679	2,284	41,371	
Employment	1,379	2,120	70	1,648	1,082	75	2,477	661	9,512	

Source: Encuestas de Alojamiento Turístico (ISTAC).

⁽¹⁾ Equivalent tourist population is obtained by dividing the total number of bednights during the reference period by 365 days (366 in case of leap year).