

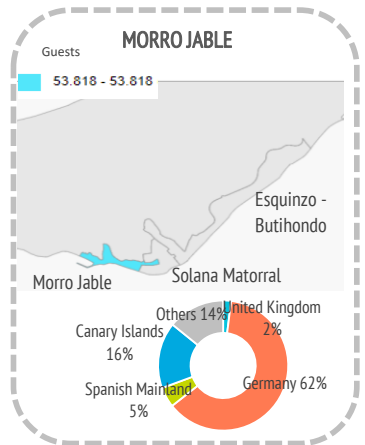
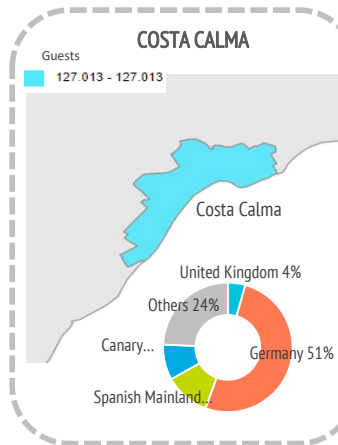
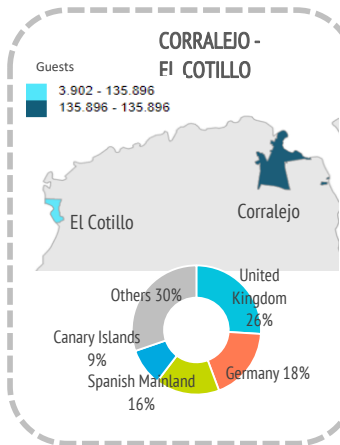
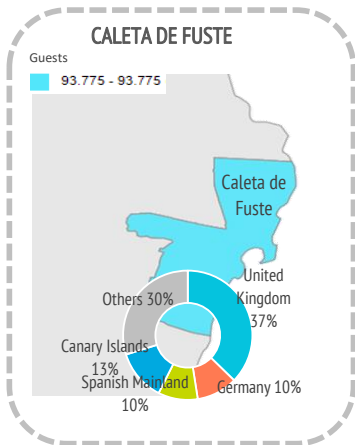
Tourist accommodation indicators by tourist areas

Fuerteventura (2020)

GUESTS IN ACCOMMODATION

Tourist areas	Caleta de Fuste		Corralejo-El Cotillo		Costa Calma		Morro Jable		Others	Fuerteventura
	Description	Caleta de Fuste	Corralejo	El Cotillo	Costa Calma	Morro Jable	Solana Matorral	Esquinzo-Butihondo		
International	72,524	101,302	2,926	101,516	42,257	--	--	30,172	474,361	
- United Kingdom	34,960	35,768	550	5,548	1,057	--	--	2,292	94,085	
- Germany	9,604	24,690	924	65,111	33,577	--	--	9,312	219,907	
- Others	27,960	40,844	1,452	30,857	7,623	--	--	18,568	160,369	
Spain	21,251	34,594	976	25,497	11,561	--	--	17,986	131,818	
- Spanish Mainland	9,286	21,990	473	14,266	2,712	--	--	10,115	67,400	
- Canary Islands	11,965	12,604	503	11,231	8,849	--	--	7,871	64,418	
Total	93,775	135,896	3,902	127,013	53,818	--	--	48,158	606,179	

Tourist areas	Caleta de Fuste		Corralejo-El Cotillo		Costa Calma		Morro Jable		Others	Fuerteventura
	Description	Caleta de Fuste	Corralejo	El Cotillo	Costa Calma	Morro Jable	Solana Matorral	Esquinzo-Butihondo		
International	77.3%	74.5%	75.0%	79.9%	78.5%	--	--	62.7%	78.3%	
- United Kingdom	37.3%	26.3%	14.1%	4.4%	2.0%	--	--	4.8%	15.5%	
- Germany	10.2%	18.2%	23.7%	51.3%	62.4%	--	--	19.3%	36.3%	
- Others	29.8%	30.1%	37.2%	24.3%	14.2%	--	--	38.6%	26.5%	
Spain	22.7%	25.5%	25.0%	20.1%	21.5%	--	--	37.3%	21.7%	
- Spanish Mainland	9.9%	16.2%	12.1%	11.2%	5.0%	--	--	21.0%	11.1%	
- Canary Islands	12.8%	9.3%	12.9%	8.8%	16.4%	--	--	16.3%	10.6%	
Total	100%	100%	100%	100%	100%	--	--	100%	100%	



Other indicators

Tourist areas	Caleta de Fuste		Corralejo-El Cotillo		Costa Calma		Morro Jable		Others	Fuerteventura
	Description	Caleta de Fuste	Corralejo	El Cotillo	Costa Calma	Morro Jable	Solana Matorral	Esquinzo-Butihondo		
Bednights										
International	568,124	804,677	23,186	915,972	431,192	--	--	258,121	4,081,160	
- United Kingdom	290,107	279,564	4,475	46,493	8,943	--	--	23,612	756,207	
- Germany	81,181	222,599	8,442	637,797	362,968	--	--	84,329	2,119,381	
- Others	196,836	302,514	10,269	231,682	59,281	--	--	150,180	1,205,572	
Spain	106,934	159,440	6,935	122,241	53,820	--	--	77,991	636,412	
- Spanish Mainland	52,253	111,972	3,823	78,044	13,572	--	--	53,084	363,854	
- Canary Islands	54,681	47,468	3,112	44,197	40,248	--	--	24,907	272,558	
Total	675,058	964,117	30,121	1,038,213	485,012	--	--	336,112	4,717,572	
Lenght of stay										
International	7.8	7.9	7.9	9.0	10.2	--	--	8.6	8.6	
- United Kingdom	8.3	7.8	8.1	8.4	8.5	--	--	10.3	8.0	
- Germany	8.5	9.0	9.1	9.8	10.8	--	--	9.1	9.6	
Spain	5.0	4.6	7.1	4.8	4.7	--	--	4.3	4.8	
- Canary Islands	4.6	3.8	6.2	3.9	4.6	--	--	3.2	4.2	
Total	7.2	7.1	7.7	8.2	9.0	--	--	7.0	7.8	
Accommodation establishments	12	17	5	13	11	1	9	7	75	
Bed-spaces	4,845	6,350	202	6,210	3,534	846	7,444	2,320	31,751	
ADR (€)	59.67	93.53	59.20	68.74	89.18	--	--	87.15	81.55	
RevPar (€)	26.10	46.78	27.09	33.94	41.58	--	--	37.53	38.00	
Total revenue (€ million)	18.86	43.58	0.94	35.12	23.61	--	--	13.26	187.23	
Bed-space occupancy rate (%)	38.17	41.60	40.85	45.80	37.60	--	--	39.69	40.71	
Occupancy rate per room/apt. (%)	43.83	50.11	45.77	49.50	46.80	--	--	43.19	46.72	
Tourist population ⁽¹⁾	1,849	2,641	83	2,844	1,329	--	--	921	12,925	
Employment	530	895	26	771	587	--	--	418	4,469	

Source: Encuestas de Alojamiento Turístico (ISTAC).

⁽¹⁾ Equivalent tourist population is obtained by dividing the total number of bednights during the reference period by 365 days (366 in case of leap year).