

Tourist accommodation indicators by tourist areas

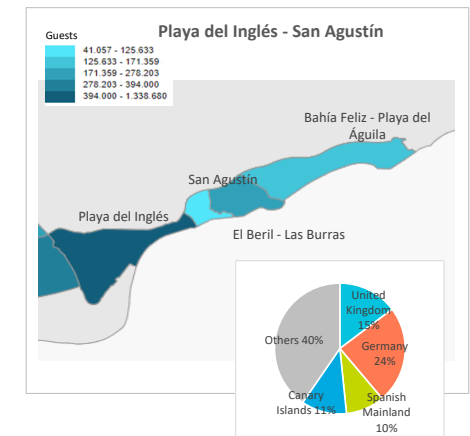
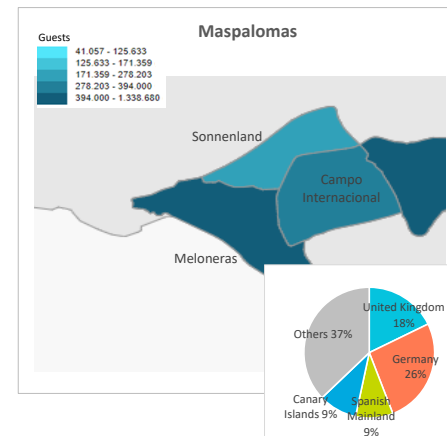
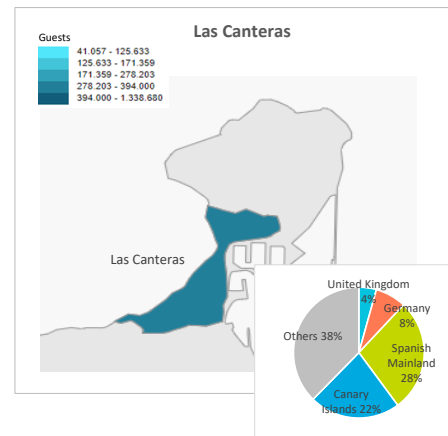
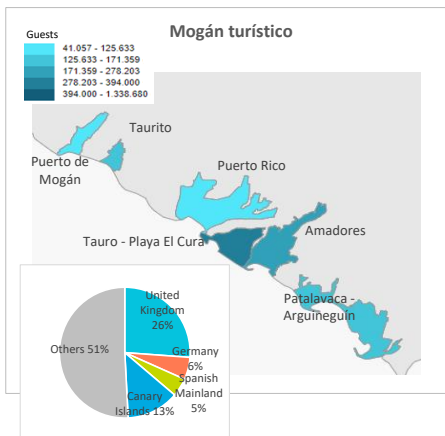
Gran Canaria (2017)



Guests in accommodation

Tourist areas	Mogán turístico						Las Canteras	Maspalomas			Playa del Inglés-San Agustín				Others	Gran Canaria
	Puerto de Mogán	Taurito	Tauro-Playa el Cura	Amadores	Puerto Rico	Patalavaca-Arguineguín	Las Canteras	Meloneras	Sonnenland	Campo Internacional	Playa del Inglés	El Beril-Las Burras	San Agustín	Bahía Feliz-Playa del Águila		
International	68,431	120,133	63,614	232,390	219,916	139,439	161,324	341,430	129,771	214,900	1,071,820	31,064	128,175	97,223	98,808	3,118,438
- United Kingdom	22,503	49,031	8,540	88,948	71,881	26,730	14,069	55,190	42,129	53,012	196,339	2,927	25,862	22,179	19,978	699,318
- Germany	10,075	12,653	9,418	10,968	2,453	10,808	24,904	141,625	30,161	50,471	346,799	5,539	43,294	8,070	19,153	726,391
- Others	35,853	58,449	45,656	132,474	145,582	101,901	122,351	144,615	57,481	111,417	528,682	22,598	59,019	66,974	59,677	1,692,729
Spain	21,635	16,130	8,929	45,813	56,120	30,485	163,695	52,570	42,302	63,423	266,860	9,993	43,184	28,410	97,376	946,925
- Spanish Mainland	14,065	3,067	2,877	13,314	10,377	2,729	90,620	32,220	16,467	29,427	129,739	5,592	17,402	7,473	50,371	425,740
- Canary Islands	7,570	13,063	6,052	32,499	45,743	27,756	73,075	20,350	25,835	33,996	137,121	4,401	25,782	20,937	47,005	521,185
Total	90,066	136,263	72,543	278,203	276,036	169,924	325,019	394,000	172,073	278,323	1,338,680	41,057	171,359	125,633	196,184	4,065,363

Tourist areas	Mogán turístico						Las Canteras	Maspalomas			Playa del Inglés-San Agustín				Others	Gran Canaria
	Puerto de Mogán	Taurito	Tauro-Playa el Cura	Amadores	Puerto Rico	Patalavaca-Arguineguín	Las Canteras	Meloneras	Sonnenland	Campo Internacional	Playa del Inglés	El Beril-Las Burras	San Agustín	Bahía Feliz-Playa del Águila		
International	76.0%	88.2%	87.7%	83.5%	79.7%	82.1%	49.6%	86.7%	75.4%	77.2%	80.1%	75.7%	74.8%	77.4%	50.4%	76.7%
- United Kingdom	25.0%	36.0%	11.8%	32.0%	26.0%	15.7%	4.3%	14.0%	24.5%	19.0%	14.7%	7.1%	15.1%	17.7%	10.2%	17.2%
- Germany	11.2%	9.3%	13.0%	3.9%	0.9%	6.4%	7.7%	35.9%	17.5%	18.1%	25.9%	13.5%	25.3%	6.4%	9.8%	17.9%
- Others	39.8%	42.9%	62.9%	47.6%	52.7%	60.0%	37.6%	36.7%	33.4%	40.0%	39.5%	55.0%	34.4%	53.3%	30.4%	41.6%
Spain	24.0%	11.8%	12.3%	16.5%	20.3%	17.9%	50.4%	13.3%	24.6%	22.8%	19.9%	24.3%	25.2%	22.6%	49.6%	23.3%
- Spanish Mainland	15.6%	2.3%	4.0%	4.8%	3.8%	1.6%	27.9%	8.2%	9.6%	10.6%	9.7%	13.6%	10.2%	5.9%	25.7%	10.5%
- Canary Islands	8.4%	9.6%	8.3%	11.7%	16.6%	16.3%	22.5%	5.2%	15.0%	12.2%	10.2%	10.7%	15.0%	16.7%	24.0%	12.8%
Total	100%	100%	100%	100%	100%	100%	100%	100%	100%	100%	100%	100%	100%	100%	100%	100%



Tourist accommodation indicators by tourist areas

Gran Canaria (2017)

Other indicators

Tourist areas	Mogán turístico						Las Canteras	Maspalomas			Playa del Inglés-San Agustín				Others	Gran Canaria
	Puerto de Mogán	Taurito	Tauro-Playa el Cura	Amadores	Puerto Rico	Patalavaca-Arguineguín	Las Canteras	Meloneras	Sonnenland	Campo Internacional	Playa del Inglés	El Beril-Las Burras	San Agustín	Bahía Feliz-Playa del Águila		
Bednights																
International	492,261	965,102	527,350	1,963,395	2,130,107	1,503,013	844,674	3,111,954	1,177,286	1,987,757	9,939,443	301,712	1,201,773	824,221	433,081	27,403,129
- United Kingdom	145,044	381,278	64,891	740,143	610,056	313,090	69,709	496,300	359,801	438,117	1,689,073	26,299	204,977	188,055	97,388	5,824,221
- Germany	86,639	117,800	77,457	114,050	18,132	141,044	138,749	1,258,436	327,176	538,282	3,527,760	57,169	489,497	87,699	111,422	7,091,312
- Others	260,578	466,024	385,002	1,109,202	1,501,919	1,048,879	636,216	1,357,218	490,309	1,011,358	4,722,610	218,244	507,299	548,467	224,271	14,487,596
Spain	137,810	67,397	58,526	246,892	376,111	149,070	476,398	339,337	247,921	354,484	1,527,652	58,360	206,361	123,824	222,940	4,593,083
- Spanish Mainland	90,202	16,780	18,615	90,689	79,086	22,678	296,245	228,003	113,549	185,144	866,087	40,115	91,527	54,463	131,704	2,324,887
- Canary Islands	47,608	50,617	39,911	156,203	297,025	126,392	180,153	111,334	134,372	169,340	661,565	18,245	114,834	69,361	91,236	2,268,196
Total	630,071	1,032,499	585,876	2,210,287	2,506,218	1,652,083	1,321,072	3,451,291	1,425,207	2,342,241	11,467,095	360,072	1,408,134	948,045	656,021	31,996,212

Tourist areas	Mogán turístico						Las Canteras	Maspalomas			Playa del Inglés-San Agustín				Others	Gran Canaria
	Puerto de Mogán	Taurito	Tauro-Playa el Cura	Amadores	Puerto Rico	Patalavaca-Arguineguín	Las Canteras	Meloneras	Sonnenland	Campo Internacional	Playa del Inglés	El Beril-Las Burras	San Agustín	Bahía Feliz-Playa del Águila		
Lenght of stay																
International	7.2	8.0	8.3	8.5	9.7	10.8	5.2	9.1	9.1	9.3	9.3	9.7	9.4	8.5	4.4	8.8
- United Kingdom	6.5	7.8	7.6	8.3	8.5	11.7	5.0	9.0	8.5	8.3	8.6	9.0	7.9	8.5	4.9	8.3
- Germany	8.6	9.3	8.2	10.4	7.4	13.1	5.6	8.9	10.9	10.7	10.2	10.3	11.3	10.9	5.8	9.8
Spain	6.4	4.2	6.6	5.4	6.7	4.9	2.9	6.5	5.9	5.6	5.7	5.8	4.8	4.4	2.3	4.9
- Canary Islands	6.3	3.9	6.6	4.8	6.5	4.6	2.5	5.5	5.2	5.0	4.8	4.2	4.5	3.3	1.9	4.4
Total	7.0	7.6	8.1	7.9	9.1	9.7	4.1	8.8	8.3	8.4	8.6	8.8	8.2	7.6	3.3	7.9

Tourist areas	Mogán turístico						Las Canteras	Maspalomas			Playa del Inglés-San Agustín				Others	Gran Canaria
	Puerto de Mogán	Taurito	Tauro-Playa el Cura	Amadores	Puerto Rico	Patalavaca-Arguineguín	Las Canteras	Meloneras	Sonnenland	Campo Internacional	Playa del Inglés	El Beril-Las Burras	San Agustín	Bahía Feliz-Playa del Águila		
ADR (€)	95.5	70.0	60.5	64.6	62.5	69.9	66.9	152.0	53.0	61.1	73.7	87.8	86.8	87.5	83.9	80.4
RevPar (€)	69.7	61.2	43.3	53.3	46.1	57.4	49.7	137.1	41.1	47.6	59.3	63.7	70.6	62.3	60.1	64.1
Bed-space occupancy rate (%)	64.6	89.7	60.9	69.3	60.5	81.2	58.2	87.7	63.4	60.8	65.5	53.8	64.6	65.1	56.3	67.0
Occupancy rate per room/apt.	73.1	87.4	71.5	82.5	73.7	82.1	74.4	90.2	77.5	78.0	80.4	72.5	81.3	71.1	71.6	79.7
Tourist population ⁽¹⁾	1,726	2,829	1,605	6,056	6,866	4,526	3,619	9,456	3,905	6,417	31,417	986	3,858	2,597	1,797	87,661
Employment	360	553	353	999	927	855	780	2,937	499	1,146	5,596	214	833	515	722	17,289

Source: Encuestas de Alojamiento Turístico (ISTAC).

(1) Equivalent tourist population is obtained by dividing the total number of bednights during the reference period by 365 days (366 in case of leap year).