

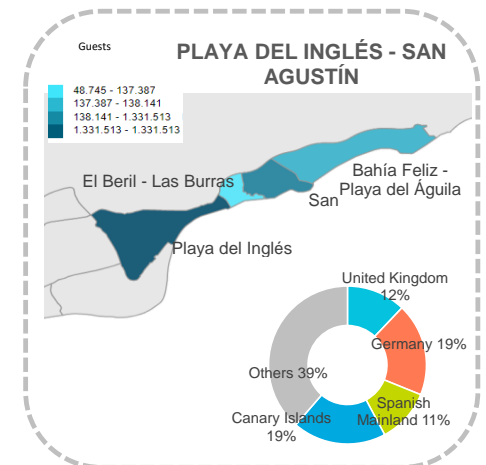
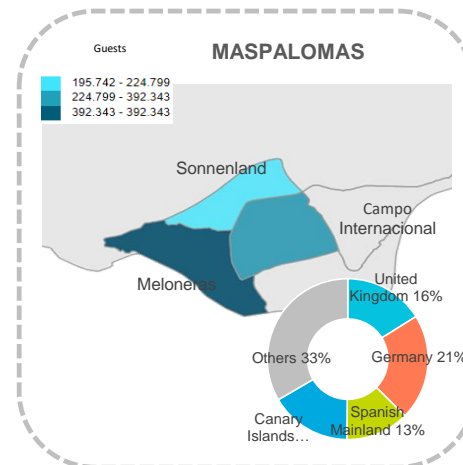
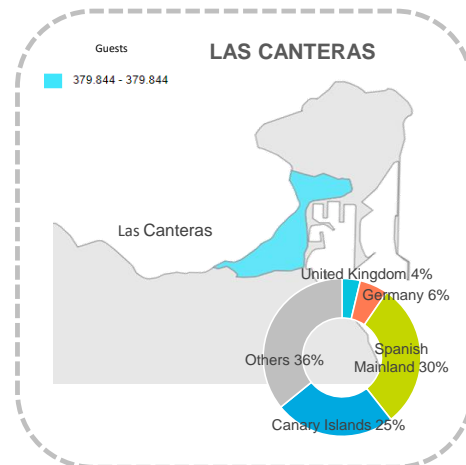
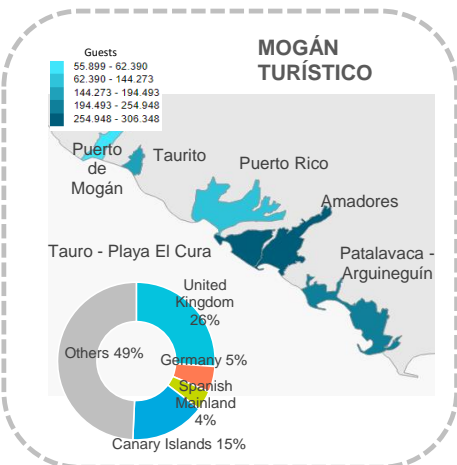
Tourist accommodation indicators by tourist areas

Gran Canaria (2019)

Guests in accommodation

Tourist areas	Mogán turístico						Las Canteras	Maspalomas			Playa del Inglés-San Agustín				Others	Gran Canaria
	Puerto de Mogán	Taurito	Tauro-Playa el Cura	Amadores	Puerto Rico	Patalavaca-Arguineguín	Las Canteras	Meloneras	Sonnenland	Campo Internacional	Playa del Inglés	El Beril-Las Burras	San Agustín	Bahía Feliz-Playa del Águila		
International	34,399	122,151	50,996	250,092	205,824	157,579	172,460	308,958	116,592	150,281	948,437	35,260	83,012	88,512	69,197	2,793,750
- United Kingdom	12,969	48,109	7,146	95,910	64,310	37,327	14,169	50,773	42,771	37,542	164,773	3,377	11,562	20,922	11,054	622,714
- Germany	6,224	12,801	5,913	14,413	1,657	12,462	22,149	116,521	18,249	38,277	270,133	8,969	27,360	8,272	11,997	575,397
- Others	15,206	61,241	37,937	139,769	139,857	107,790	136,142	141,664	55,572	74,462	513,531	22,914	44,090	59,318	46,146	1,595,639
Spain	21,500	22,122	11,394	56,256	49,124	36,914	207,384	83,385	79,150	74,518	383,076	13,485	55,129	48,875	97,671	1,239,983
- Spanish Mainland	8,338	3,236	2,601	12,365	7,857	6,647	113,202	49,865	29,416	24,619	138,606	5,945	25,509	13,293	53,782	495,281
- Canary Islands	13,162	18,886	8,793	43,891	41,267	30,267	94,182	33,520	49,734	49,899	244,470	7,540	29,620	35,582	43,889	744,702
Total	55,899	144,273	62,390	306,348	254,948	194,493	379,844	392,343	195,742	224,799	1,331,513	48,745	138,141	137,387	166,868	4,033,733

Tourist areas	Mogán turístico						Las Canteras	Maspalomas			Playa del Inglés-San Agustín				Others	Gran Canaria
	Puerto de Mogán	Taurito	Tauro-Playa el Cura	Amadores	Puerto Rico	Patalavaca-Arguineguín	Las Canteras	Meloneras	Sonnenland	Campo Internacional	Playa del Inglés	El Beril-Las Burras	San Agustín	Bahía Feliz-Playa del Águila		
International	61.5%	84.7%	81.7%	81.6%	80.7%	81.0%	45.4%	78.7%	59.6%	66.9%	71.2%	72.3%	60.1%	64.4%	41.5%	69.3%
- United Kingdom	23.2%	33.3%	11.5%	31.3%	25.2%	19.2%	3.7%	12.9%	21.9%	16.7%	12.4%	6.9%	8.4%	15.2%	6.6%	15.4%
- Germany	11.1%	8.9%	9.5%	4.7%	0.6%	6.4%	5.8%	29.7%	9.3%	17.0%	20.3%	18.4%	19.8%	6.0%	7.2%	14.3%
- Others	27.2%	42.4%	60.8%	45.6%	54.9%	55.4%	35.8%	36.1%	28.4%	33.1%	38.6%	47.0%	31.9%	43.2%	27.7%	39.6%
Spain	38.5%	15.3%	18.3%	18.4%	19.3%	19.0%	54.6%	21.3%	40.4%	33.1%	28.8%	27.7%	39.9%	35.6%	58.5%	30.7%
- Spanish Mainland	14.9%	2.2%	4.2%	4.0%	3.1%	3.4%	29.8%	12.7%	15.0%	11.0%	10.4%	12.2%	18.5%	9.7%	32.2%	12.3%
- Canary Islands	23.5%	13.1%	14.1%	14.3%	16.2%	15.6%	24.8%	8.5%	25.4%	22.2%	18.4%	15.5%	21.4%	25.9%	26.3%	18.5%
Total	100%	100%	100%	100%	100%	100%	100%	100%	100%	100%	100%	100%	100%	100%	100%	100%



Tourist accommodation indicators by tourist areas Gran Canaria (2019)

Other indicators

Tourist areas	Mogán turístico						Las Canteras	Maspalomas			Playa del Inglés-San Agustín				Others	Gran Canaria
	Puerto de Mogán	Taurito	Tauro-Playa el Cura	Amadores	Puerto Rico	Patalavaca-Arguineguín	Las Canteras	Meloneras	Sonnenland	Campo Internacional	Playa del Inglés	El Beril-Las Burras	San Agustín	Bahía Feliz-Playa del Águila		
Bednights																
International	374,856	962,817	416,407	2,117,303	2,076,682	1,605,333	820,708	2,810,599	982,058	1,466,894	8,672,279	331,176	846,739	777,426	305,094	24,566,371
- United Kingdom	133,710	373,450	56,067	787,813	577,444	391,054	68,955	447,644	336,936	319,811	1,347,289	27,725	121,348	166,438	54,151	5,209,835
- Germany	56,719	115,044	48,006	150,835	13,717	147,556	109,100	980,075	205,244	473,668	2,866,224	97,857	345,219	94,636	66,439	5,770,339
- Others	184,427	474,323	312,334	1,178,655	1,485,521	1,066,723	642,653	1,382,880	439,878	673,415	4,458,766	205,594	380,172	516,352	184,504	13,586,197
Spain	77,539	93,258	45,792	239,384	208,398	146,149	571,255	494,386	335,563	350,728	1,779,715	71,960	219,901	174,451	223,023	5,031,502
- Spanish Mainland	32,328	16,407	12,073	81,345	48,461	30,260	350,678	354,767	155,861	148,129	848,506	37,111	115,435	68,521	135,904	2,435,786
- Canary Islands	45,211	76,851	33,719	158,039	159,937	115,889	220,577	139,619	179,702	202,599	931,209	34,849	104,466	105,930	87,119	2,595,716
Total	452,395	1,056,075	462,199	2,356,687	2,285,080	1,751,482	1,391,963	3,304,985	1,317,621	1,817,622	10,451,994	403,136	1,066,640	951,877	528,117	29,597,873

Tourist areas	Mogán turístico						Las Canteras	Maspalomas			Playa del Inglés-San Agustín				Others	Gran Canaria
	Puerto de Mogán	Taurito	Tauro-Playa el Cura	Amadores	Puerto Rico	Patalavaca-Arguineguín	Las Canteras	Meloneras	Sonnenland	Campo Internacional	Playa del Inglés	El Beril-Las Burras	San Agustín	Bahía Feliz-Playa del Águila		
Lenght of stay																
International	10.9	7.9	8.2	8.5	10.1	10.2	4.8	9.1	8.4	9.8	9.1	9.4	10.2	8.8	4.4	8.8
- United Kingdom	10.3	7.8	7.9	8.2	9.0	10.5	4.9	8.8	7.9	8.5	8.2	8.2	10.5	8.0	4.9	8.4
- Germany	9.1	9.0	8.1	10.5	8.3	11.8	4.9	8.4	11.3	12.4	10.6	10.9	12.6	11.4	5.5	10.0
Spain	3.6	4.2	4.0	4.3	4.2	4.0	2.8	5.9	4.2	4.7	4.7	5.3	4.0	3.6	2.3	4.1
- Canary Islands	3.4	4.1	3.8	3.6	3.9	3.8	2.3	4.2	3.6	4.1	3.8	4.6	3.5	3.0	2.0	3.5
Total	8.1	7.3	7.4	7.7	9.0	9.0	3.7	8.4	6.7	8.1	7.9	8.3	7.7	6.9	3.2	7.3

Tourist areas	Mogán turístico						Las Canteras	Maspalomas			Playa del Inglés-San Agustín				Others	Gran Canaria
	Puerto de Mogán	Taurito	Tauro-Playa el Cura	Amadores	Puerto Rico	Patalavaca-Arguineguín	Las Canteras	Meloneras	Sonnenland	Campo Internacional	Playa del Inglés	El Beril-Las Burras	San Agustín	Bahía Feliz-Playa del Águila		
Accommodation establishments	8	8	8	34	77	19	61	16	17	38	230	19	22	12	22	591
Bed-spaces	1,760	3,275	2,619	9,281	11,311	6,417	6,724	10,805	6,479	9,335	47,279	1,981	5,463	3,974	2,990	129,693
ADR (€)	101.3	93.0	61.4	69.5	68.4	71.9	67.1	150.8	60.5	64.5	82.4	96.3	94.6	92.5	78.2	86.0
RevPar (€)	69.0	77.4	35.3	55.1	44.4	54.4	49.4	126.5	43.5	45.8	61.7	66.6	66.1	59.9	48.8	63.4
Total revenue (€ million)	18.3	43.2	11.1	73.5	66.2	47.5	58.5	241.8	36.0	56.5	418.4	18.3	53.6	31.1	26.2	1,200
Bed-space occupancy rate (%)	70.4	88.4	48.4	69.6	55.4	74.8	56.7	83.8	55.7	53.4	60.6	55.8	53.5	65.6	48.4	62.5
Occupancy rate (room/apt. (%))	68.2	83.5	57.7	79.5	65.0	75.8	73.8	84.1	72.2	71.2	75.1	69.4	70.0	64.9	62.5	74.0
Tourist population ⁽¹⁾	1,239	2,893	1,266	6,457	6,260	4,799	3,814	9,055	3,610	4,980	28,636	1,104	2,922	2,608	1,447	81,090
Employment	280	571	325	1,108	812	1,068	823	2,956	635	1,137	6,160	269	816	527	651	18,138

Source: Encuestas de Alojamiento Turístico (ISTAC).

(1) Equivalent tourist population is obtained by dividing the total number of bednights during the reference period by 365 days (366 in case of leap year).