

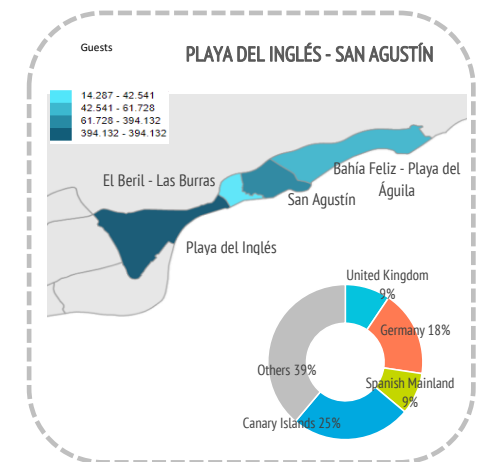
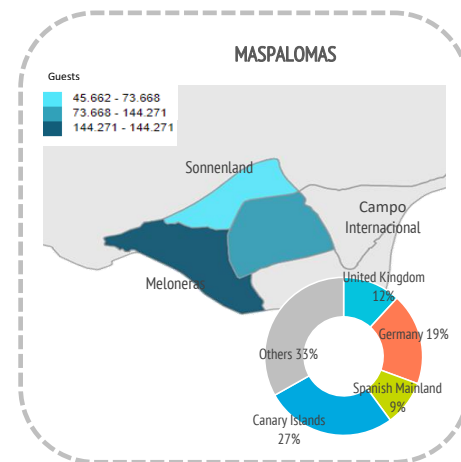
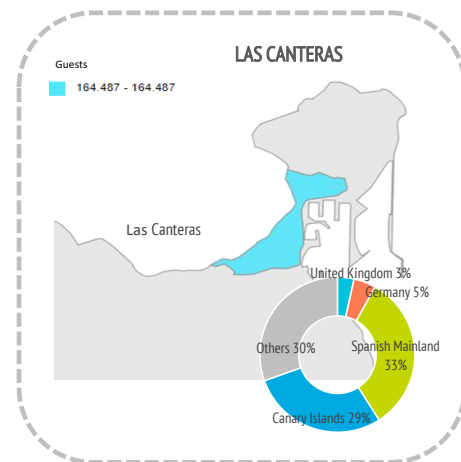
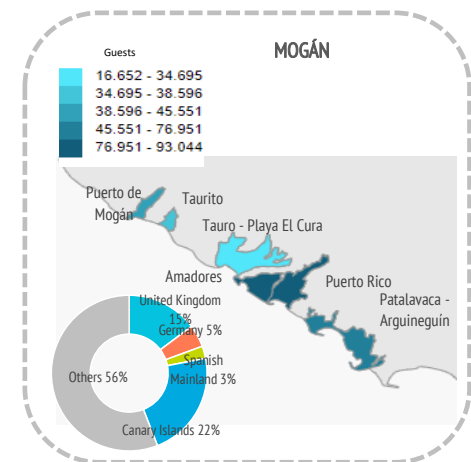
Tourist accommodation indicators by tourist areas

Gran Canaria (2019)

Guests in accommodation

Tourist areas	Mogán turístico						Las Canteras	Maspalomas			Playa del Inglés-San Agustín				Others	Gran Canaria
	Puerto de Mogán	Taurito	Tauro-Playa el Cura	Amadores	Puerto Rico	Patalavaca-Arguineguín	Las Canteras	Meloneras	Sonnenland	Campo Internacional	Playa del Inglés	El Beril-Las Burras	San Agustín	Bahía Feliz-Playa del Águila		
International	25,670	30,341	14,142	67,872	56,017	36,093	63,417	89,561	27,783	50,799	271,080	9,029	35,232	24,338	30,928	832,302
- United Kingdom	7,010	9,862	1,583	14,114	8,321	4,221	5,706	12,089	8,303	10,724	38,239	1,013	6,124	2,925	5,761	135,995
- Germany	2,600	2,879	1,127	4,324	483	2,775	7,629	34,632	3,945	11,032	78,052	2,443	9,488	2,133	5,157	168,699
- Others	16,060	17,600	11,432	49,434	47,213	29,097	50,082	42,840	15,535	29,043	154,789	5,573	19,620	19,280	20,010	527,608
Spain	12,926	4,354	2,510	25,172	20,934	9,458	101,070	54,710	17,879	22,869	123,052	5,258	26,496	18,203	45,951	490,842
- Spanish Mainland	2,931	686	530	1,179	1,492	940	54,035	15,996	3,694	4,897	35,451	1,460	5,556	2,133	26,916	157,896
- Canary Islands	9,995	3,668	1,980	23,993	19,442	8,518	47,035	38,714	14,185	17,972	87,601	3,798	20,940	16,070	19,035	332,946
Total	38,596	34,695	16,652	93,044	76,951	45,551	164,487	144,271	45,662	73,668	394,132	14,287	61,728	42,541	76,879	1,323,144

Tourist areas	Mogán turístico						Las Canteras	Maspalomas			Playa del Inglés-San Agustín				Others	Gran Canaria
	Puerto de Mogán	Taurito	Tauro-Playa el Cura	Amadores	Puerto Rico	Patalavaca-Arguineguín	Las Canteras	Meloneras	Sonnenland	Campo Internacional	Playa del Inglés	El Beril-Las Burras	San Agustín	Bahía Feliz-Playa del Águila		
International	66.5%	87.5%	84.9%	72.9%	72.8%	79.2%	38.6%	62.1%	60.8%	69.0%	68.8%	63.2%	57.2%	40.2%	62.9%	
- United Kingdom	18.2%	28.4%	9.5%	15.2%	10.8%	9.3%	3.5%	8.4%	18.2%	14.6%	9.7%	7.1%	6.9%	7.5%	10.3%	
- Germany	6.7%	8.3%	6.8%	4.6%	0.6%	6.1%	4.6%	24.0%	8.6%	15.0%	19.8%	17.1%	5.0%	6.7%	12.7%	
- Others	41.6%	50.7%	68.7%	53.1%	61.4%	63.9%	30.4%	29.7%	34.0%	39.4%	39.3%	39.0%	45.3%	26.0%	39.9%	
Spain	33.5%	12.5%	15.1%	27.1%	27.2%	20.8%	61.4%	37.9%	39.2%	31.0%	31.2%	36.8%	42.9%	59.8%	37.1%	
- Spanish Mainland	7.6%	2.0%	3.2%	1.3%	1.9%	2.1%	32.9%	11.1%	8.1%	6.6%	9.0%	10.2%	9.0%	35.0%	11.9%	
- Canary Islands	25.9%	10.6%	11.9%	25.8%	25.3%	18.7%	28.6%	26.8%	31.1%	24.4%	22.2%	26.6%	33.9%	24.8%	25.2%	
Total	100%	100%	100%	100%	100%	100%	100%	100%	100%	100%	100%	100%	100%	100%	100%	



Tourist accommodation indicators by tourist areas

Gran Canaria (2020)

Other indicators

Tourist areas		Mogán turístico					Las Canteras	Maspalomas			Playa del Inglés-San Agustín				Others	Gran Canaria
Description	Puerto de Mogán	Taurito	Tauro-Playa el Cura	Amadores	Puerto Rico	Patalavaca-Arguineguín	Las Canteras	Meloneras	Sonnenland	Campo Internacional	Playa del Inglés	El Beril-Las Burras	San Agustín	Bahía Feliz-Playa del Águila		
Bednights																
International	185,768	241,899	126,461	591,286	629,645	422,636	315,789	798,424	261,249	506,963	2,741,250	91,478	317,884	220,128	125,265	7,576,125
- United Kingdom	49,848	76,189	16,376	116,250	84,647	45,582	26,719	107,129	65,781	98,125	312,367	8,006	54,005	21,842	24,294	1,107,160
- Germany	20,279	24,663	9,030	35,815	2,879	37,556	38,711	310,108	54,964	132,862	889,327	25,330	103,746	21,974	26,138	1,733,382
- Others	115,641	141,047	101,055	439,221	542,119	339,498	250,359	381,187	140,504	275,976	1,539,556	58,142	160,133	176,312	74,833	4,735,583
Spain	37,536	14,646	8,572	83,443	68,949	46,316	268,876	360,789	74,305	106,643	566,657	22,311	96,610	61,212	125,165	1,942,030
- Spanish Mainland	7,853	3,386	2,296	8,633	7,303	6,583	166,348	106,384	18,364	31,305	215,030	8,979	26,836	11,704	83,555	704,559
- Canary Islands	29,683	11,260	6,276	74,810	61,646	39,733	102,528	254,405	55,941	75,338	351,627	13,332	69,774	49,508	41,610	1,237,471
Total	223,304	256,545	135,033	674,729	698,594	468,952	584,665	1,159,213	335,554	613,606	3,307,907	113,789	414,494	281,340	250,430	9,518,155
Lenght of stay																
International	7.2	8.0	8.9	8.7	11.2	11.7	5.0	8.9	9.4	10.0	10.1	10.1	9.0	9.0	4.1	9.1
- United Kingdom	7.1	7.7	10.3	8.2	10.2	10.8	4.7	8.9	7.9	9.2	8.2	7.9	8.8	7.5	4.2	8.1
- Germany	7.8	8.6	8.0	8.3	6.0	13.5	5.1	9.0	13.9	12.0	11.4	10.4	10.9	10.3	5.1	10.3
Spain	2.9	3.4	3.4	3.3	3.3	4.9	2.7	6.6	4.2	4.7	4.6	4.2	3.7	3.4	2.7	4.0
- Canary Islands	3.0	3.1	3.2	3.1	3.2	4.7	2.2	6.6	3.9	4.2	4.0	3.5	3.3	3.1	2.2	3.7
Total	5.8	7.4	8.1	7.3	9.1	10.3	3.6	8.0	7.4	8.3	8.4	8.0	6.7	6.6	3.3	7.2
Accommodation establishments																
Accommodation establishments	4	3	4	13	26	7	30	8	8	16	100	7	9	5	13	253
Bed-spaces	1,970	1,113	1,073	3,788	3,913	2,508	3,484	6,293	2,647	4,133	21,498	819	3,009	1,461	1,987	59,696
ADR (€)	117.1	95.7	71.1	77.8	76.5	82.2	65.6	142.1	67.1	73.1	85.8	99.5	98.8	87.6	82.0	89.8
RevPar (€)	39.8	60.8	31.3	44.0	42.3	44.1	39.1	72.8	32.8	36.6	43.0	45.8	45.3	46.5	38.4	45.8
Total revenue (€ million)	12.2	11.5	3.9	24.1	23.0	14.2	23.9	80.6	11.4	21.3	136.8	5.6	19.2	9.0	13.1	410
Bed-space occupancy rate (%)	31.1	63.2	34.5	48.8	48.9	51.2	46.0	50.5	34.7	40.7	42.2	38.1	37.7	52.8	34.5	43.7
Occupancy rate (room/apt. (%))	34.1	63.5	44.2	56.6	55.3	53.7	59.7	51.4	49.0	50.1	50.2	46.1	46.0	53.0	46.9	51.1
Tourist population ⁽¹⁾	612	703	370	1,849	1,914	1,285	1,602	3,176	919	1,681	9,063	312	1,136	771	686	26,077
Employment	262	192	106	431	311	386	378	1,423	239	483	2,670	102	419	160	380	7,942

Source: Encuestas de Alojamiento Turístico (ISTAC).

(1) Equivalent tourist population is obtained by dividing the total number of bednights during the reference period by 365 days (366 in case of leap year).